

# ELDRIDGE L. MILLER ELEMENTARY SCHOOL GYM HVAC DESIGN

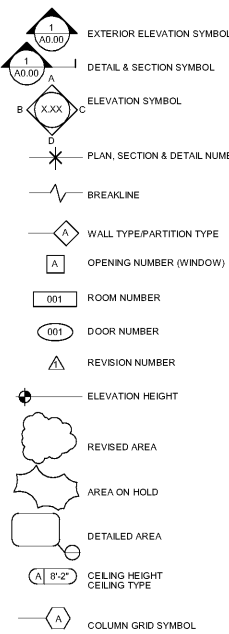
DEKALB COUNTY SCHOOL DISTRICT / DEKALB COUNTY, GEORGIA

PROJECT NUMBER 6919.1

100% CONSTRUCTION DOCUMENT SUBMITTAL

100% CD SET	01/31/2020
-------------	------------

**MISCELLANEOUS SYMBOLS**




**ABBREVIATIONS**

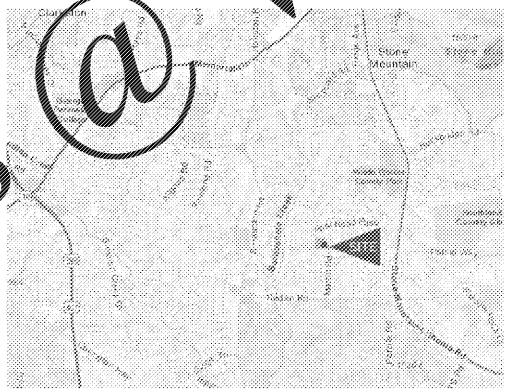
A.F.F.	ABOVE FINISHED FLOOR
ALUM.	ALUMINUM
B.F.F.	BELOW FINISHED FLOOR
C.C.	CEILING CONTROL JOINT
CLG.	CEILING
CONC.	CONCRETE
CONT.	CONTINUOUS
CPT.	CERAMIC TILE
C.T.	CERAMIC TILE
DN.	DOWN
DIA.	DIAMETER
EQ.	EQUAL
EA.	EACH
EXIST.	EXISTING
EXT.	EXTERIOR
E.J.	EXPANSION JOINT
F.E.	FIRE EXTINGUISHER
F.E.C.	FIRE EXTINGUISHER CABINET
FL.	FLOOR
G.W.B.	GYPSUM WALL BOARD
GYP. BD.	GYPSUM BOARD
H.C.	HANDICAPPED
H.M.	HOLLOW METAL
JT.	JOINT
INT.	INTERIOR
INSUL.	INSULATION
MANUF.	MANUFACTURER
MAX.	MAXIMUM
MIN.	MINIMUM
MTL.	METAL
N.I.C.	NOT IN CONTRACT
O.C.	OWNER FURNISHED, CONTRACTOR
O.F.C.I.	OWNER FURNISHED, CONTRACTOR INSTALLED
U.N.D.	UNLESS NOTED OTHERWISE
O.H.	OVERHANG OR OVERHEAD
OPNG.	OPENING
P.L.	PLASTIC LAMINATE
PLYWD.	PLYWOOD
P.T.	PRESSURE TREATED
REINF.	REINFORCED
REVD.	REQUIRED
R.H.S.	ROLLED HOLLOW SECTION
S.C.WD.	SOLID CORE WOOD
SM.	SIMILAR
STL.	STEEL
ST.STL.	STAINLESS STEEL
THK.	THICK
TRDS.	TREADS
TYP.	TYPICAL
V.C.T.	VINYL COMPOSITION FLOOR TILE
VERT.	VERTICAL
V.I.F.	VERIFY IN FIELD
W.	WITH
W.C.	WALL COVERING
WD.	WOOD

**LIST OF DRAWINGS**

01	TITLE SHEET
T1.01	DRAWINGS INDEX, CODES AND PROJECT TEAM
02	CIVIL
C1.00	OVERALL PLAN
C1.50	DEMOLITION & REMOVAL PLAN
C2.00	LAYOUT & PAVING PLAN AND DETAILS
C3.00	SITE GRADING & EROSION CONTROL PLAN AND DETAILS
03	ARCHITECTURAL DEMOLITION
AD1.00	REFLECTED CEILING PLAN - DEMOLITION
AD2.00	EXTERIOR ELEVATIONS & BUILDING SECTIONS - DEMOLITION
04	ARCHITECTURAL
A1.00	FLOOR PLAN
A1.10	REFLECTED CEILING PLAN
A2.00	EXTERIOR ELEVATIONS & BUILDING SECTIONS
A3.00	WALL SECTION & DETAILS
05	MECHANICAL
M-001	MECHANICAL NOTES, SYMBOLS AND ABBREVIATIONS
MD-101	MECHANICAL LEVEL 1 DEMOLITION PLAN
M-101	MECHANICAL LEVEL 1 DUCTWORK PLAN
M-201	MECHANICAL SECTIONS AND ELEVATIONS
M-301	MECHANICAL CONTROLS
M-401	MECHANICAL DETAILS
M-501	MECHANICAL SCHEDULES
06	PLUMBING
P-001	PLUMBING NOTES, SYMBOLS AND ABBREVIATIONS
PD-101	PLUMBING LEVEL 1 DEMOLITION PLAN
P-101	PLUMBING LEVEL 1 PLAN
07	ELECTRICAL
E-001	ELECTRICAL NOTES, SYMBOLS AND ABBREVIATIONS
ED-101	ELECTRICAL DEMOLITION POWER PLAN
E-101	ELECTRICAL LEVEL 1 POWER PLAN
E-501	ELECTRICAL ONE-LINE DIAGRAM
E-601	ELECTRICAL SCHEDULES



ELDRIDGE L. MILLER ELEMENTARY SCHOOL AERIAL PHOTO



ELDRIDGE L. MILLER ELEMENTARY SCHOOL DISTRICT MAP

**APPLICABLE CODES**

ALL WORK SHALL CONFORM TO ALL APPLICABLE CODES, STANDARDS AND AUTHORITIES, INCLUDING BUT NOT LIMITED TO:

<b>BUILDING:</b>	2018 INTERNATIONAL BUILDING CODE WITH 2020 GEORGIA AMENDMENTS (IBC)
<b>FIRE:</b>	2018 INTERNATIONAL FIRE CODE WITH 2014 GEORGIA FIRE MARSHAL AMENDMENTS (IFC) CHAPTER 1203-3 REVISED AND REGULATIONS FOR THE STATE MINIMUM FIRE STANDARDS IN GEORGIA
<b>LIFE SAFETY:</b>	2018 NFPA 101 LIFE SAFETY CODE WITH 2013 GEORGIA AMENDMENTS (NFPA)
<b>PLUMBING:</b>	2018 INTERNATIONAL PLUMBING CODE WITH 2020 GEORGIA AMENDMENTS (IPC)
<b>MECHANICAL:</b>	2018 INTERNATIONAL MECHANICAL CODE WITH 2020 GEORGIA AMENDMENTS (IMC)
<b>FUEL GAS:</b>	2018 INTERNATIONAL FUEL GAS CODE WITH 2020 GEORGIA AMENDMENTS (IFGC)
<b>ELECTRICAL:</b>	2017 NATIONAL ELECTRICAL CODE (NEC)
<b>ENERGY:</b>	2015 INTERNATIONAL ENERGY CONSERVATION CODE WITH 2020 GEORGIA AMENDMENTS (IECC)

**GENERAL NOTES**

- THE DRAWINGS AND SPECIFICATIONS INDICATE THE GENERAL EXTENT OF THE WORK. THE DRAWINGS AND SPECIFICATIONS ARE NOT INTENDED TO INDICATE OR DESCRIBE IN COMPREHENSIVE OR MINUTE DETAIL THE FULL REQUIREMENTS FOR THE EXECUTION AND COMPLETION OF THE SCOPE OF WORK INDICATED, DESCRIBED, OR REQUIRED.
- THE ENUMERATION OF PARTICULAR ITEMS OF WORK IN ONE PORTION OF THE CONTRACT DOCUMENTS SHALL NOT BE CONSTRUED TO EXCLUDE OTHER ITEMS NECESSARY OR IMPLIED THEREFROM.
- COORDINATE WORK SO THAT NO WORK SHALL BE LEFT IN AN UNFINISHED OR IN AN INCOMPLETE CONDITION.
- COMPLY WITH APPLICABLE INDUSTRY AND MANUFACTURERS STANDARDS FOR QUALITY OF MATERIALS AND WORKMANSHIP, AS WELL AS REQUIREMENTS IN THE CONTRACT DOCUMENTS. ANY CONFLICTING REQUIREMENTS SHALL BE BROUGHT TO THE ARCHITECT'S ATTENTION IMMEDIATELY IN WRITING. AFFECTED PORTION OF WORK IS NOT TO PROCEED UNTIL THE CONFLICTING REQUIREMENTS ARE RESOLVED.
- PROTECT EXISTING, IN PLACE, AND NEW WORK.
- ITEMS NOTED "NIC" ARE NOT PART OF THE CONTRACTOR'S SCOPE OF WORK.
- REMOVE AND LEGALLY DISPOSE OF WASTE MATERIALS AND RUBBISH. SORT CONSTRUCTION WASTE FOR REUSE, RECYCLE, OR RESALE TO DIVERT WASTE FROM THE LANDFILL WHERE POSSIBLE.
- FIELD VERIFY DIMENSIONS SHOWN ON THESE DRAWINGS WITH EXISTING SITE CONDITIONS. NOTIFY THE ARCHITECT IN WRITING OF ANY DISCREPANCIES, OMISSIONS AND/OR CONFLICTS BEFORE COMMENCEMENT OF WORK. COMMENCEMENT OF WORK SHALL CONSTITUTE ACCEPTANCE OF EXISTING CONDITIONS.
- DO NOT SCALE DRAWINGS; EXISTING DIMENSIONS GOVERN WRITTEN DIMENSIONS, LARGE SCALE
- DETAILS GOVERN SMALL SCALE DETAILS. NOTIFY THE ARCHITECT IN WRITING OF ANY DISCREPANCIES, OMISSIONS AND/OR CONFLICTS BEFORE COMMENCEMENT OF WORK.
- FOLLOW AND IMPLEMENT NFPA 241, STANDARD FOR SAFEGUARDING CONSTRUCTION AND ALTERATION OPERATIONS.
- COMPLY WITH THE REQUIREMENTS OF APPLICABLE CODES, ORDINANCES AND REGULATORY AGENCIES.
- ISOLATE DISSIMILAR METALS FROM EACH OTHER TO AVOID GALVANIC ACTION, AS IS CONSISTENT WITH WRITTEN INDUSTRY STANDARDS.
- NOTES APPEAR ON VARIOUS SHEETS FOR DIFFERENT SYSTEMS AND MATERIALS. SHEETS ARE TO BE REVIEWED AND NOTES ON ANY ONE SHEET ARE TO BE APPLIED TO RELATED DRAWINGS AND DETAILS.
- INSTALL PIPE DUCTS AND BUS DUCTS THAT PENETRATE FLOOR SLABS OR WALL PARTITIONS IN A MANNER THAT WILL PRESERVE THE MOISTURE RESISTIVENESS, FIRE RATING, AND STRUCTURAL INTEGRITY OF THE BUILDING.
- PLAN THE WORK TO PROVIDE ADEQUATE PROTECTION FOR PERSONS AND PROPERTY AT ALL TIMES, AND EXECUTE THE WORK IN SUCH A MANNER TO AVOID ANY HAZARD TO PERSONS AND PROPERTY.
- COORDINATE THE PHASING OF THE WORK TO BE PERFORMED AROUND EXISTING FACILITIES AS DETERMINED IN THE PRE-CONSTRUCTION CONFERENCE, PRIOR TO START OF WORK.
- WORKING HOURS, ACCESS TO THE SITE, SECURITY MEASURES, AND OTHER OWNER REQUIREMENTS NECESSARY TO MAINTAIN THE ONGOING OPERATIONS OF THE FACILITY DURING CONSTRUCTION SHALL BE SPECIFIED IN DIVISION I, GENERAL REQUIREMENTS, OF THE PROJECT MANUAL.
- PROTECT, BRACE, AND SECURE OPENINGS UNTIL RE-WORK IS INSTALLED.
- LEAVE SPACE CLEAN AND READY FOR NEXT STAGE OF WORK. PATCH AND REPAIR EXISTING WALLS AND ITEMS TO REMAIN.
- COORDINATE CONSTRUCTION ACTIVITIES WITH THE OWNER FOR THE LEAST AMOUNT OF INTERRUPTION TO THE OWNER'S CONCURRENT OPERATIONS.
- FOLLOW APPLICABLE HANDICAPPED ACCESSIBILITY GUIDELINES.
- LEAVE SPACE MOP AND VACUUM CLEANED AT END OF EACH WORK PERIOD.
- NOTIFY THE OWNER IMMEDIATELY IN WRITING IF SUSPECTED HAZARDOUS MATERIALS ARE DISCOVERED (ASBESTOS, LEAD, ETC.).
- REMOVE WALL PANELS, AND PREPARE SUBSTRATE TO RECEIVE NEW PANELS.

**OWNER**

DEKALB COUNTY BOARD OF EDUCATION  
SAM A. MOSS SERVICE CNTR.  
1700 MONTREAL ROAD  
TUCKER, GEORGIA 30084  
PHONE: (678) 676-1320  
www.dekalb.k12.ga.us

**ARCHITECTS**

STANLEY, LOVE-STANLEY, P.C.  
1055 SPRING STREET, NW  
ATLANTA, GEORGIA 30309  
PHONE: (404) 876 3055  
www.stanleylove-stanley.com

**CONSULTANTS**

**MECHANICAL, ELECTRICAL & PLUMBING**

**RMF ENGINEERING, INC.**  
VANCE P. NALL (DIVISION MANAGER)  
DANIEL NOTO (PROJECT MANAGER)  
980 HAMMOND DRIVE, SUITE 725  
ATLANTA, GA 30328  
PHONE: 678-610-0028  
www.rmfi.com

**CIVIL & LANDSCAPE**

**BREEDLOVE LAND PLANNING, INC.**  
CHIP BROWN  
CHUCK MOORE  
15 SIMPSON STREET, NW  
ATLANTA, GA 30308  
PHONE: 770-483-1173  
www.landplanning.net

**SPECIFICATIONS**

**KRAMER CONSTRUCTION SCIENCE**  
CHRIS J. KRAMER  
2177 SAREN COURT  
TUCKER, GA 30084  
PHONE: 770-335-7806  
www.kramercs.com

ELDRIDGE L. MILLER ELEMENTARY SCHOOL GYM HVAC DESIGN  
919 Martin Road  
Stone Mountain, Georgia 30088



ARCHITECTURE  
INTERIORS PLANNING  
PROGRAM MANAGEMENT  
1055 SPRING STREET, NW  
ATLANTA, GEORGIA 30309  
404.876.3055  
www.stanleylove-stanley.com

DRAWING THE  
DRAWINGS INDEX,  
CODES AND PROJECT  
TEAM



CONSULTANT  
SCALES AS STATED HEREON ARE VALID ON THE ORIGINAL DRAWING. THE DIMENSIONS OF WHICH ARE SHOWN IN INCHES. THE SCALES NOTED HEREON ARE HEREBY CHANGED BY THE RATIO OF THE OVERALL SHEET DIMENSIONS OF THE PRINT TO CORRESPONDING DIMENSIONS OF THE ORIGINAL DRAWING.  
THE DRAWING IS THE PROPERTY OF STANLEY, LOVE-STANLEY, P.C. AND IS NOT TO BE REPRODUCED OR COPIED IN WHOLE OR IN PART. IT IS ONLY TO BE USED FOR THE PROJECT AND IS NOT TO BE USED FOR ANY OTHER PROJECT. IT IS TO BE RETURNED UPON REQUEST.  
COPYRIGHT © 2018. ALL RIGHTS RESERVED  
STANLEY, LOVE-STANLEY, P.C.

DRAWING NO.	
DATE	01/31/2020
PROJECT NO.	6919.1
DRAWING NO.	T1.01

PROJECT DATA  
CAPITAL OUTLAY PROJECT NUMBER: 109-012 (Local PLOS Funding)

TOTAL SQUARE FOOTAGE: 5383 sf

**BUILDING OCCUPANT COUNT**

Room Name	Room Number	Area Calculation (SF)	NFPA Table 7.3.1.2	NFPA Occ. Count	IBC Table 1004.5	IBC Occ. Count
Foyer (8'-4" x 13'-2")	100	110.13	40 (SF)	2		
Multi-Purpose Room ( )	101	4445.00	15 (SF)	297	7 (SF)	635
Office (12'-4" x 12'-4")	102	152.50			15 (SF)	2
Girl's Toilet (6'-1" x 13'-5", 8'-0" x 5'-11")	103	129.37				
Boy's Toilet (12'-4" x 8'-0")	104	98.56				
Storage (12'-4" x 10'-0")	105	123.65	0 (SF)	0	0	0
Elec. (5'-9" x 4'-0")	106	23.00	0 (SF)	0	0	0
<b>TOTAL OCCUPANTS</b>				<b>299</b>		<b>637</b>