




GONTRAM ARCHITECTURE, INC.
 220 HORIZON DRIVE, SUITE 211
 RALEIGH, NC 27615
 PHONE: 919.878.8888
 FAX: 919.878.8870
 www.gontramarchitecture.com

© Copyright 2020
 THESE DOCUMENTS ARE INSTRUMENTS OF SERVICE. ANY REPRODUCTION OR TRANSMISSION OF ANY PART OF THESE DOCUMENTS WITHOUT THE WRITTEN PERMISSION OF GONTRAM ARCHITECTURE, INC. IS STRICTLY PROHIBITED.



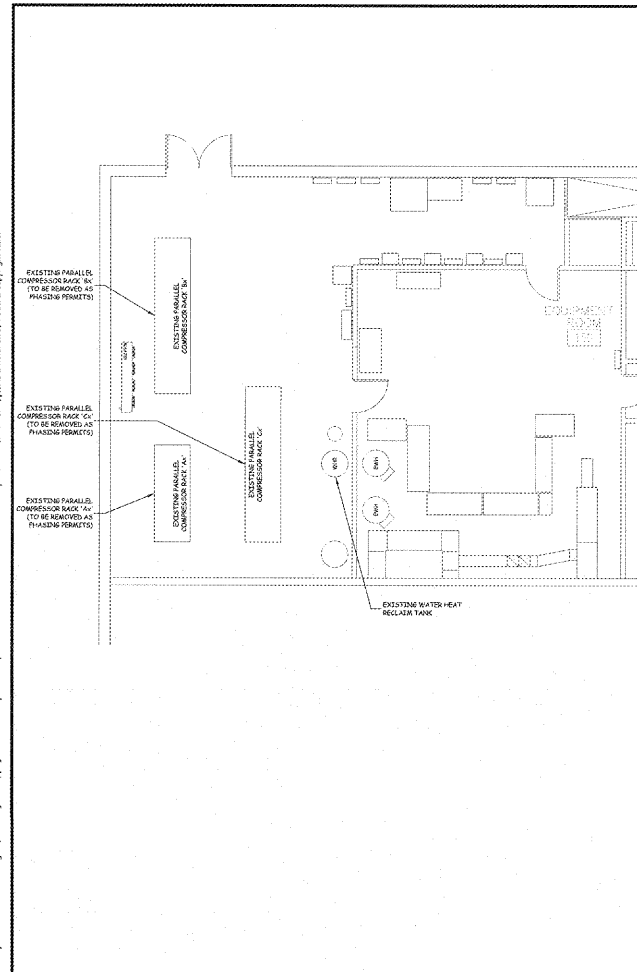
WHOLE FOODS MARKET
 REFRIGERATION RACK UPGRADE
 PATRIOTS PLAZA SHOPPING CENTER
 925 HOUSTON NORTH CUTT BOULEVARD
 MT. PLEASANT, SOUTH CAROLINA 29464

PROJECT DATE: JUNE 22, 2020
 REVISION: JUNE 22, 2020 FOR CONSTRUCTION

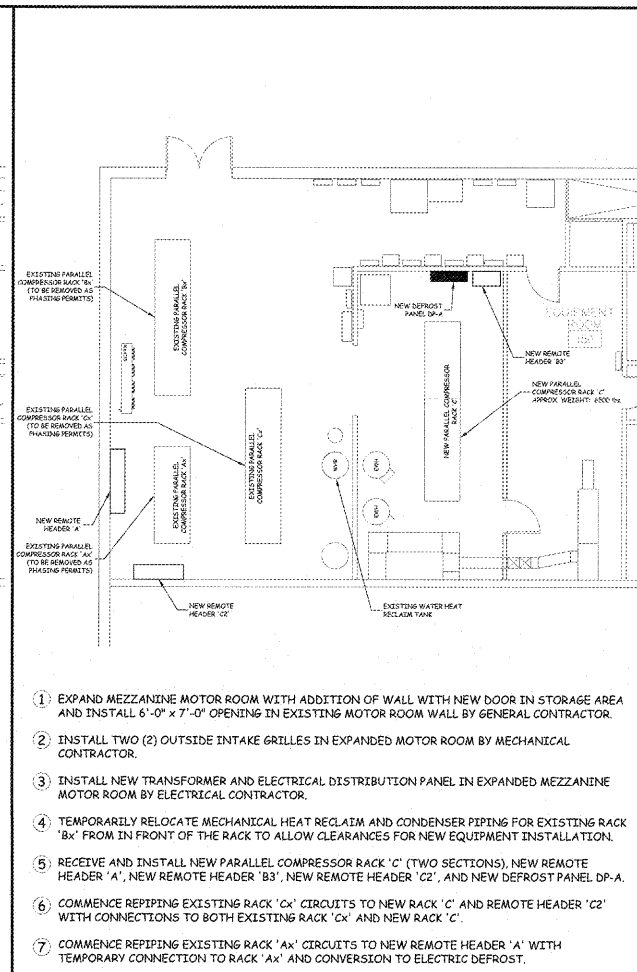
DRAWN BY: RSK
 PROJECT NO.: WFM180001
 CONTENTS:
 REFRIGERATION / ENERGY MANAGEMENT PHASING PLAN AND DETAILS

SHEET: **REM2.2**
 Sheet 3 of 8

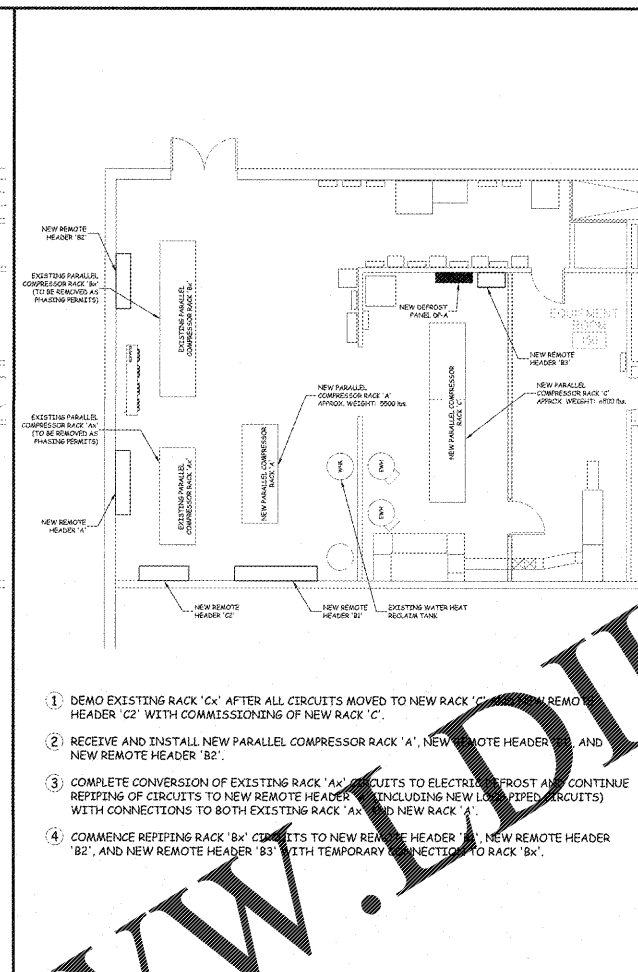
Copyright © All reports, plans, specifications, computer files, field notes, notes and other documents are instruments of service prepared by, submitted to, or on behalf of Gontram Architecture, Inc. (GAT). All rights reserved. No part of this document may be reproduced, stored in a retrieval system, or transmitted in any form or by any means, electronic, mechanical, photocopying, recording, or by any information storage and retrieval system, without the prior written permission of Gontram Architecture, Inc. (GAT). This document is the property of GAT. Any use or reproduction of this document without written permission from GAT, p.c. is a violation of Federal copyright laws.



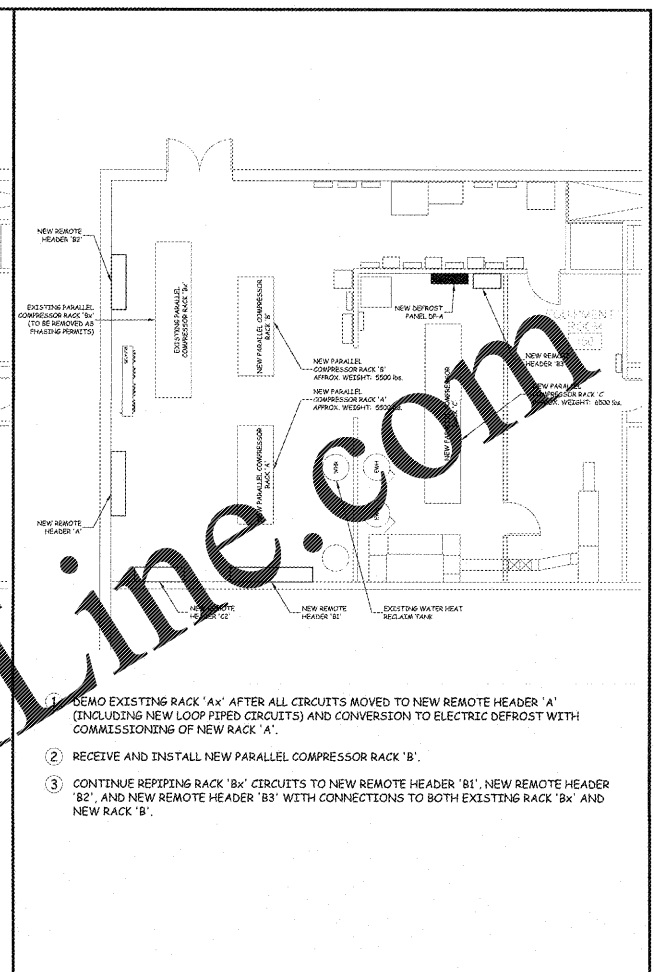
1 MEZZANINE MOTOR ROOM - EXISTING CONDITIONS SCALE: 3/16" = 1'-0"



2 MEZZANINE MOTOR ROOM - PHASE 1 SCALE: 3/16" = 1'-0"

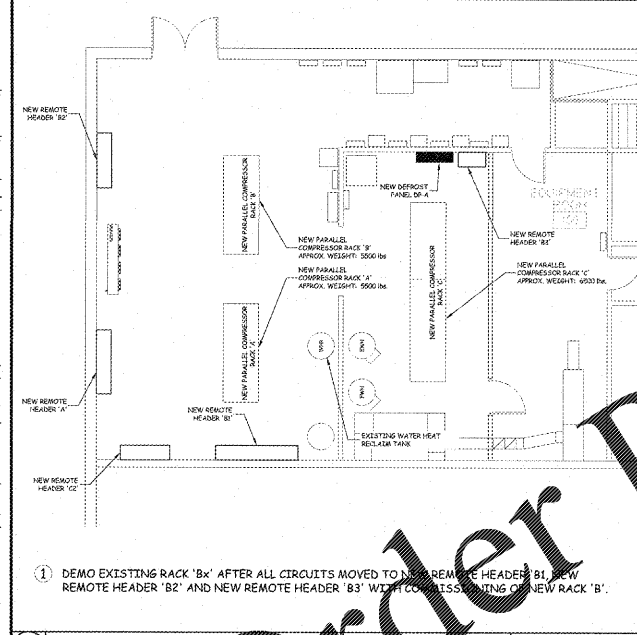


3 MEZZANINE MOTOR ROOM - PHASE 2 SCALE: 3/16" = 1'-0"

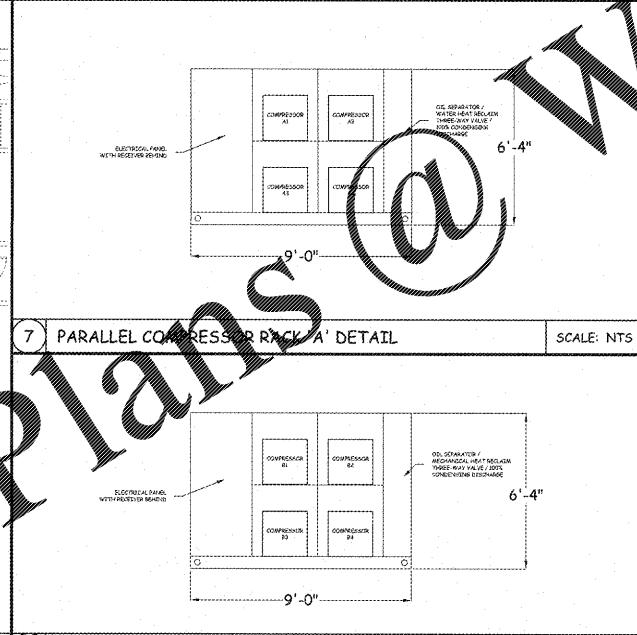


4 MEZZANINE MOTOR ROOM - PHASE 3 SCALE: 3/16" = 1'-0"

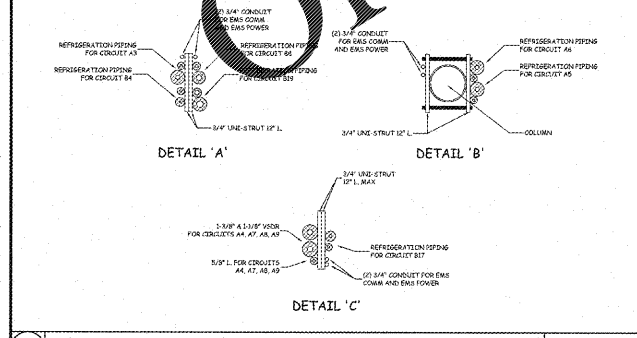
- EXPAND MEZZANINE MOTOR ROOM WITH ADDITION OF WALL WITH NEW DOOR IN STORAGE AREA AND INSTALL 6'-0" x 7'-0" OPENING IN EXISTING MOTOR ROOM WALL BY GENERAL CONTRACTOR.
- INSTALL TWO (2) OUTSIDE INTAKE GRILLES IN EXPANDED MOTOR ROOM BY MECHANICAL CONTRACTOR.
- INSTALL NEW TRANSFORMER AND ELECTRICAL DISTRIBUTION PANEL IN EXPANDED MEZZANINE MOTOR ROOM BY ELECTRICAL CONTRACTOR.
- TEMPORARILY RELOCATE MECHANICAL HEAT RECLAIM AND CONDENSER PIPING FOR EXISTING RACK 'Bx' FROM IN FRONT OF THE RACK TO ALLOW CLEARANCES FOR NEW EQUIPMENT INSTALLATION.
- RECEIVE AND INSTALL NEW PARALLEL COMPRESSOR RACK 'C' (TWO SECTIONS), NEW REMOTE HEADER 'A', NEW REMOTE HEADER 'B3', NEW REMOTE HEADER 'C2', AND NEW DEFROST PANEL DP-A.
- COMMENCE REPIPING EXISTING RACK 'Cx' CIRCUITS TO NEW RACK 'C' AND REMOTE HEADER 'C2' WITH CONNECTIONS TO BOTH EXISTING RACK 'Cx' AND NEW RACK 'C'.
- COMMENCE REPIPING EXISTING RACK 'Ax' CIRCUITS TO NEW REMOTE HEADER 'A' WITH TEMPORARY CONNECTION TO RACK 'Ax' AND CONVERSION TO ELECTRIC DEFROST.



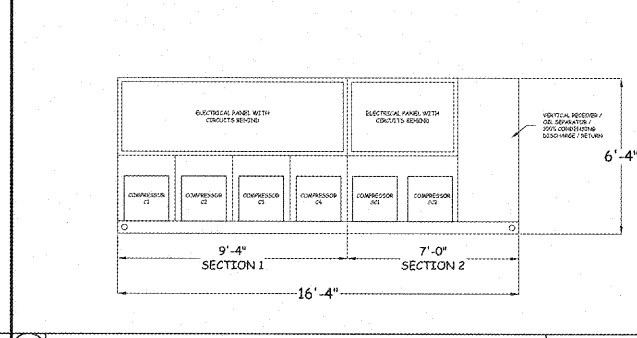
5 MEZZANINE MOTOR ROOM - PHASE 4 SCALE: 3/16" = 1'-0"



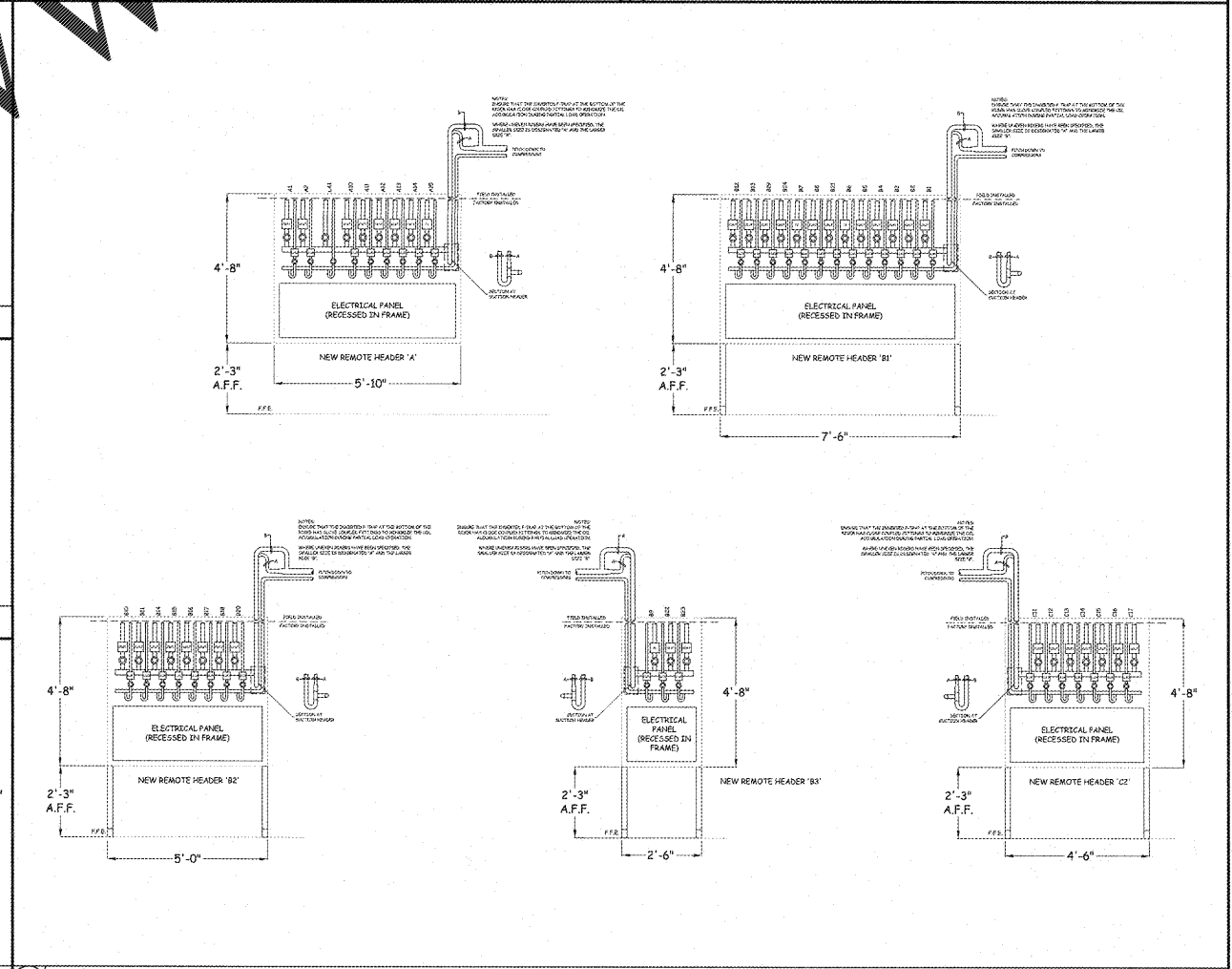
7 PARALLEL COMPRESSOR RACK 'A' DETAIL SCALE: NTS



6 REFRIGERATION SUPPORT DETAIL SCALE: NTS



9 PARALLEL COMPRESSOR RACK 'C' DETAIL SCALE: NTS



10 REMOTE HEADER DETAILS SCALE: NTS