













RCP GENERAL NOTES:

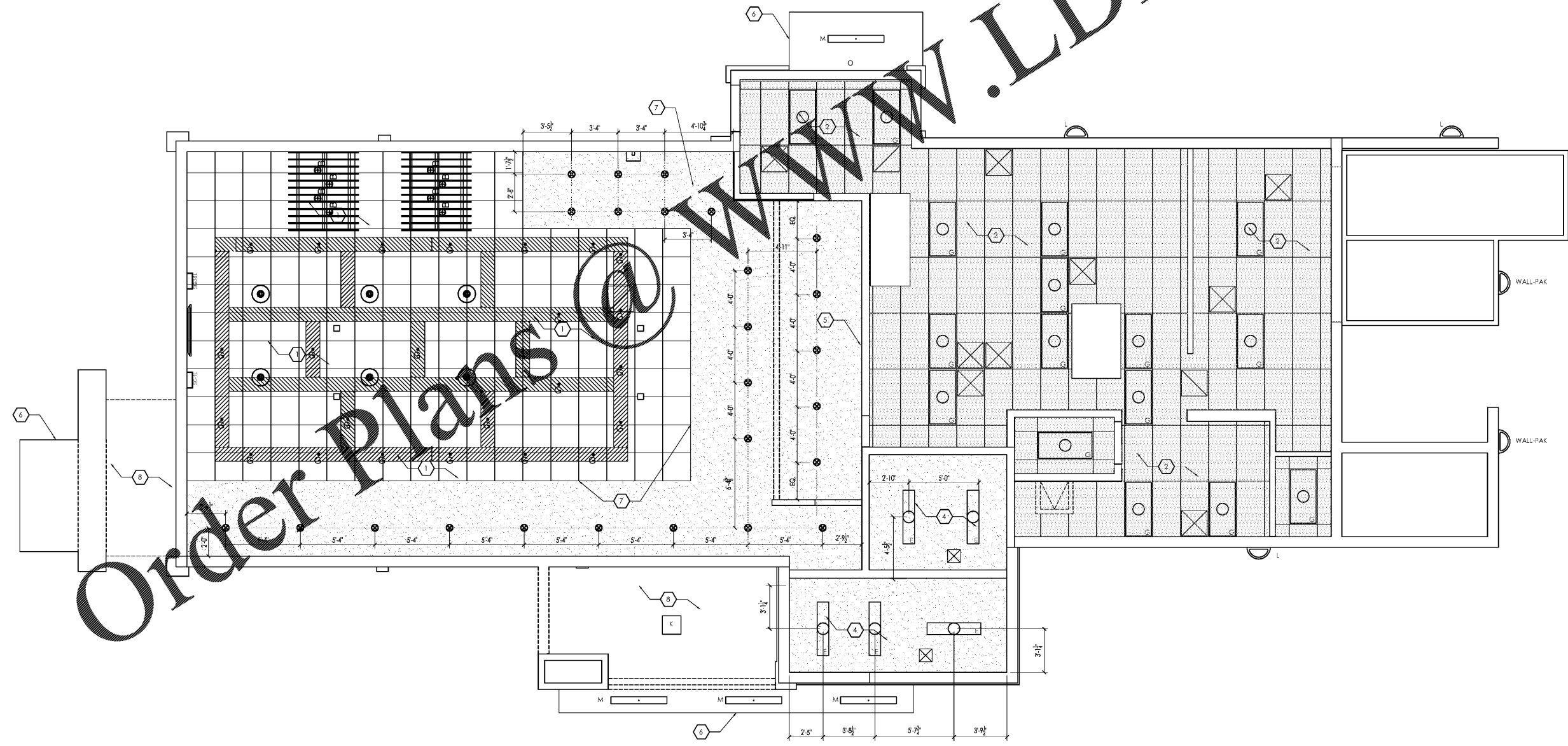
- ALL DIMENSIONS SHOWN ON REFLECTED CEILING PLAN ARE FROM FACE OF WALL FINISH UNLESS NOTED OTHERWISE.
- INDICATED HEIGHTS ON PLAN ARE FROM ABOVE FINISH FLOOR (A.F.F.).
- G.C. TO REPLACE ALL EXISTING LIGHTING AS NOTED WITH FIXTURES FROM ENERGYWISE. CONTACT: JENNIFER - 225-276-0021 - JENNIFER@ENERGYWISEMAIL.COM. COORDINATE FINAL FIXTURE LOCATION AND TYPE WITH OWNER AND LIGHTING VENDOR PRIOR TO INSTALL.
- GC TO COORD. LIGHTING W/ INTERIOR DECOR (ID) DRAWINGS.
- CONTRACTOR SHALL VERIFY FIXTURE QUANTITIES AND MAKE PROPER ADJUSTMENTS FOR ANY CHANGES IN PLAN DUE TO ADDITIONAL REQUIREMENTS, LOCAL CODES, ETC.
- ALL FIXTURES SHALL BE LOCATED IN CENTER OF CEILING TILES UNLESS OTHERWISE NOTED. FIXTURES SHALL BE RE-PLACED APPROX. @ LOCATIONS OF EXIST. LIGHTS EXCEPT WHERE REPLACED / DISPLACED BY NEW CEILING ELEMENTS.
- CONTRACTOR TO REMOVE AND RE-INSTALL ALL EXIST. CEILING EQUIPMENT AND LIGHTING NOT SHOWN (EXIT SIGNS, SPEAKERS, ETC.) AS REQ'D. REPAIR AND REPLACE FOR 'LIKE NEW' FINISHES AND AS FULLY WORKING.
- G.C. TO RE-LAMP ALL EXISTING FIXTURES TO REMAIN W/ LED LAMPS.
- G.C. TO PROVIDE ALL ELECTRICAL ENGINEERING DESIGN-BUILD AND TO VERIFY ALL LOADS AND CIRCUITS.
- G.C. TO COORD. ANY ADDED OUTLETS WITH THESE PLANS AND DECOR VENDOR.

RCP KEYNOTES:

- REMOVE & REPLACE EXIST. ACT. CEILING TILES & GRID WITH NEW-ALL LIGHTS TO BE REMOVED AND REPLACED. NEW TILES TO BE ARMSTRONG FINE FISSURED - COLOR: ADOBE. REMOVE & REPLACE DIFFUSERS & GRILLS TO MATCH NEW CEILING COLOR. SEE ID SHEETS FOR NEW PENDANT LIGHT, SOFFIT AND ELEMENT LOCATIONS.
- REMOVE & REPLACE ALL EXISTING CEILING TILES & GRID @ KITCHEN / BACK OF HOUSE W/ NEW VINYL-COATED 2'X4' ACOUSTICAL CEILING TILES & GRID. PROVIDE NEW HVAC SUPPLY & RETURN GRILLS. REMOVE AND REPLACE ALL LIGHT-FIXTURES.
- NEW WHITE VINYL-COATED 2'X4' ACOUSTICAL CEILING TILES & GRID @ NEW DRIVE-THRU WINDOW
- REMOVE & REPLACE GYP. CEILING AT RESTROOMS AND PAINT CEILING WHITE. GYP. ON 2X FRAMING @ 16" O.C. PROVIDE NEW DIFFUSERS & GRILLS.
- EXISTING MENU BULKHEAD - ALL EXIST. FINISHES TO BE REMOVED, REMOVE & REPLACE GYP. BD. TO MATCH NEW RECONFIGURED LAYOUT. PROVIDE A 'LIKE NEW' SURFACE AND PAINT AS SPECIFIED AT ID DRAWINGS. PROVIDE STAINLESS STEEL (SST) END-CAP AT BASE OF BULKHEAD AND AT WALL-ENDS INTERSECTING BULKHEAD.
- NEW MTL. CANOPY - SEE DRAWINGS @ A8.3 - G.C. TO PROVIDE LIGHTING AS SHOWN.
- PROVIDE NEW GYP. BD SOFFIT IN DINING ROOM - COORD. W/ ID DRAWINGS.
- PATCH, REPAIR, & PAINT EXISTING EXTERIOR SOFFIT.

RCP LEGEND:

-  M - WET LISTED 4' LED - LSI EG3-4-S-LED-HO-CW-UE; OR APPROVED EQUAL W/ LED LAMP.
-  G - 2' X 4' RECESSED LED FIXTURE
-  E - 1' X 4' LED LIGHT FIXTURE
-  2'X2' SUSPENDED ACOUSTICAL CEILING TILE AND GRID
-  VINYL-COATED 2'X4' ACOUSTICAL CEILING TILE AND GRID
-  PAINTED GYPSUM SOFFIT @ CEILING
-  RESTROOM VENT - N - LOCATE EXIST. AS REQ'D. AND REPAIR AND REPLACE AS REQ'D TO PROVIDE IN WORKING ORDER. PROVIDE NEW VENT AT RESTROOM.
-  RECESSED CAN (R) - W/ ENERGYWISE LAMP & TRIM. COORD. W/ DECOR AND OWNER
-  G3 - 2' X 2' LED FIXTURE
-  LOCATION OF EXISTING AND NEW TV'S - G.C. PROVIDE CABLE AND POWER AS REQUIRED. COORD. W/ DECOR AND OWNER
-  TYPE L - SURFACE MOUNT EXT. WALL SCONCE - LSI HWS-FW-150-CMH-F-120-MSV W/ 150 MH LAMP OR APPROVED EQUAL - COLOR TO MATCH ALUM. STOREFRONT FRAMES
-  TYPE K - ENERGYWISE LED SOFFIT LIGHT



Order Plans @ www.LDILine.com

PROJECT #	2020-09
DATE	06-22-20
DRAWN BY	JW, MJ
CHECKED BY	ENH
REVISION	

BURGER KING

PREMIER KINGS, INC.
5529 CARMICHAEL RD
MONTGOMERY, AL 36117
PHONE: (334) 312-0849

2124 Mont Avenue Birmingham, AL
35205
Phone: (205) 921-1751
Fax: (205) 921-1778
Email: info@huckestein.com
www.huckestein.com

henderson huckestein architects, pc
architecture • planning • interior design



PROJECT # 2020-09
IMAGE 2020 - DECEMBER 2014 STANDARDS

BURGER KING - RENOVATION
3092 Ross Clark Cir. S.W.
Dothan, Alabama 36301

REFLECTED CEILING PLAN