

KEYNOTES

- 16.125 EXISTING LIGHT FIXTURES TO REMAIN UNLESS NOTED OTHERWISE.
- 16.126 EXISTING LIGHT FIXTURE TO BE DEMOLISHED.
- 16.129 CONNECT TO EXISTING CIRCUIT PREVIOUSLY SERVING AREA LIGHTING THAT WAS REMOVED. MAINTAIN EXISTING CIRCUIT CONTROL UNLESS NOTED OTHERWISE. PROVIDE CONSTANT HOT FOR EMERGENCY EXIT AND LOCALLY CONTROLLED LIGHT FIXTURES.
- CONNECT TO EXISTING CIRCUIT. EXISTING LIGHT FIXTURES TO BE RELOCATED TO NEW LOCATION AS SHOWN.
- 16.133 BACKLIT MIRROR 120V/12V LED DRIVER AND RELAY (RIB2402D 277V COIL) INSTALLED ABOVE CEILING. LED DRIVER FURNISHED BY OTHERS. INSTALLED BY EC. RELAY WIRING AND ALL FINAL CONNECTIONS FURNISHED AND INSTALLED BY EC. ROUTE 120V LED DRIVER CIRCUIT THROUGH RELAY. RELAY COIL SHALL BE CONTROLLED BY EXISTING 277V LIGHTING CONTROL. COORDINATE EXACT LOCATION OF CEILING ACCESS PANEL WITH GC AS REQUIRED.
- 16.147A BACKLIT MIRROR 120V/12V LED DRIVER IS MOUNTED WITHIN MIRROR. RELAY (RIB2402D 277V COIL) SHALL BE INSTALLED ABOVE CEILING. RELAY WIRING AND ALL FINAL CONNECTIONS FURNISHED AND INSTALLED BY EC. ROUTE 120V LED DRIVER CIRCUIT THROUGH RELAY. RELAY COIL SHALL BE CONTROLLED BY EXISTING 277V LIGHTING CONTROL. COORDINATE EXACT LOCATION OF CEILING ACCESS PANEL WITH GC AS REQUIRED.

STIPULATION FOR REUSE
 THIS DRAWING AND ANY INFORMATION CONTAINED HEREIN IS THE PROPERTY OF HENDERSON ENGINEERS. IT IS TO BE USED ONLY FOR THE PROJECT AND SITE SPECIFICALLY IDENTIFIED HEREON. IT IS NOT TO BE REPRODUCED, COPIED, OR TRANSMITTED IN ANY FORM OR BY ANY MEANS, ELECTRONIC OR MECHANICAL, INCLUDING PHOTOCOPYING, RECORDING, OR BY ANY INFORMATION STORAGE AND RETRIEVAL SYSTEM, WITHOUT THE WRITTEN PERMISSION OF HENDERSON ENGINEERS.
 HENDERSON ENGINEERS
 6545 LEBLANCHE AVENUE, SUITE 200
 WILSON, NC 27157
 TEL: 919.732.2600 FAX: 919.732.2601
 WWW.HENDERSONENGINEERS.COM
 NC: 08P0200, TEL: 02-0482, NC: 08P0200, TEL: 02-0482, NC: 08P0200, TEL: 02-0482

CONSULTANTS
HENDERSON ENGINEERS
 6545 LEBLANCHE AVENUE, SUITE 200
 WILSON, NC 27157
 TEL: 919.732.2600 FAX: 919.732.2601
 WWW.HENDERSONENGINEERS.COM
 NC: 08P0200, TEL: 02-0482, NC: 08P0200, TEL: 02-0482, NC: 08P0200, TEL: 02-0482

Walmart
LELAND, NC
 1112 NEW POINT BOULEVARD
 STORE NO. 4273-226
 2020 SPRB
 JOB NUMBER: 2060314273 | PHOTO: 195

ISSUE BLOCK

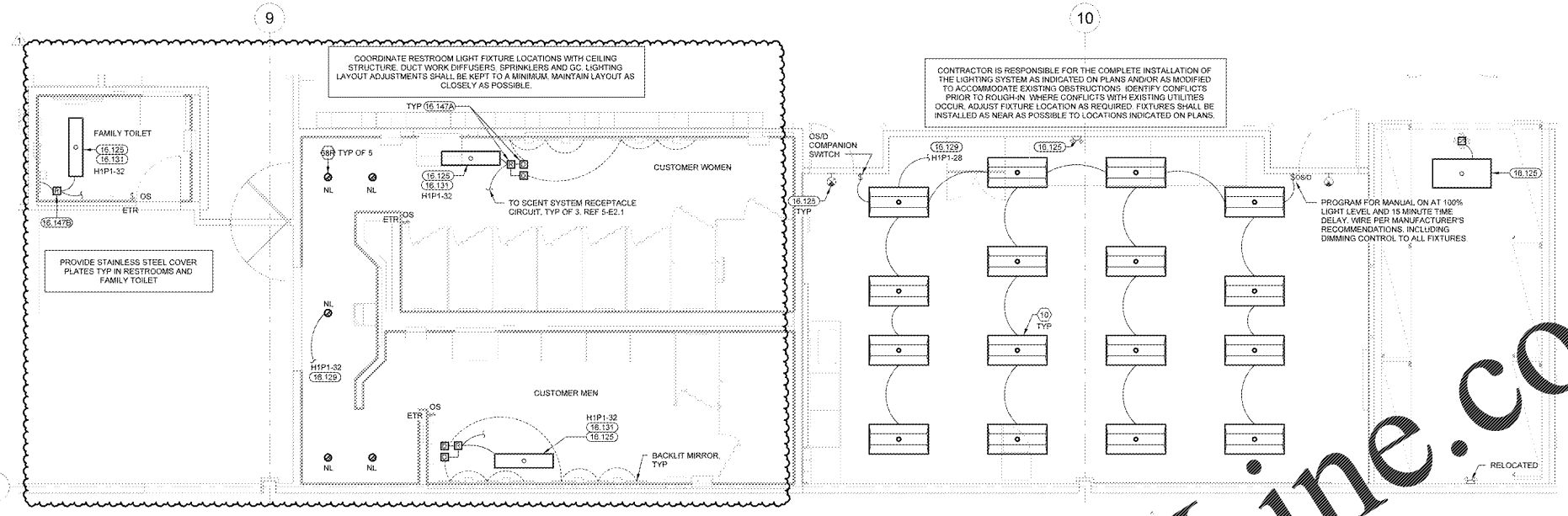
| | | |
|---|-------|----------|
| 1 | PR #1 | 06/15/20 |
| | | |
| | | |
| | | |
| | | |

CHECKED BY: ESM/M
 DRAWN BY: SB/HUT
 PROTO CYCLE: 02/28/20
 DOCUMENT DATE: 04/02/20

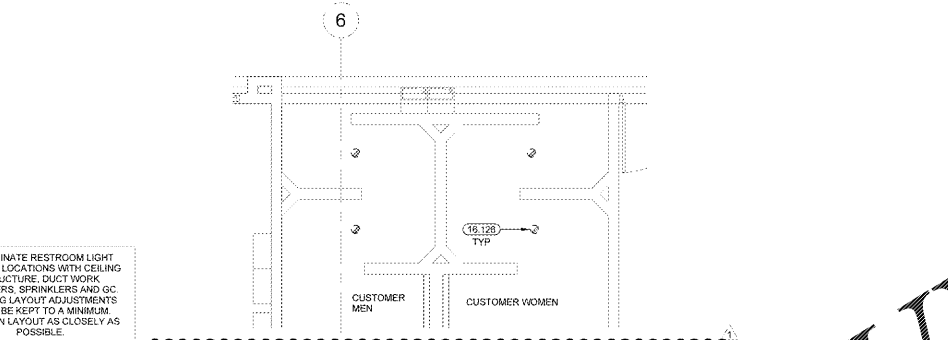
NOT FOR CONSTRUCTION

ENLARGED LIGHTING PLANS

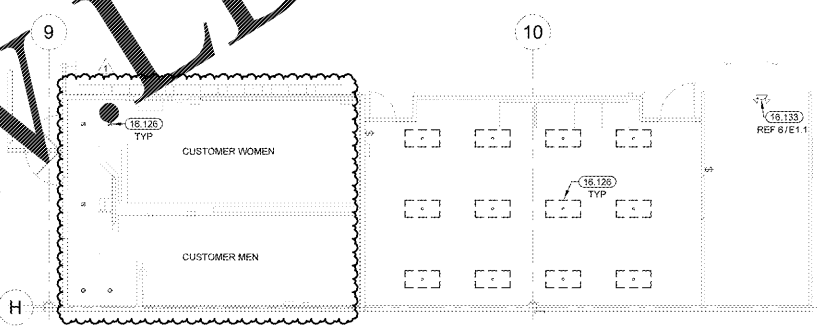
SHEET: **E1.1**



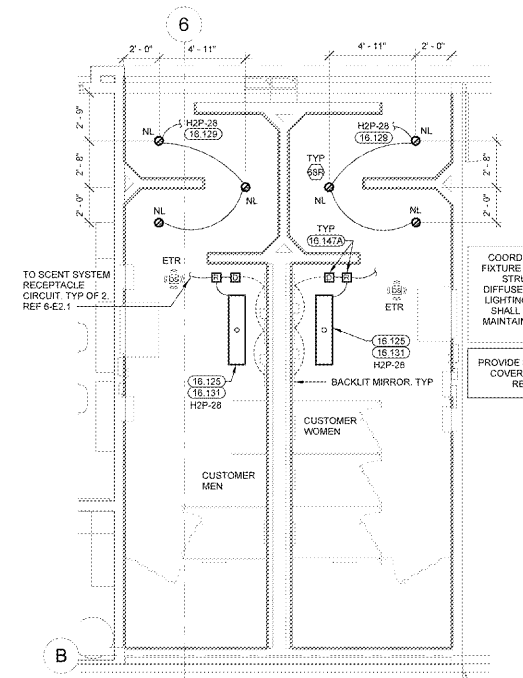
6 BREAKROOM/RESTROOM LIGHTING PLAN
 1/4" = 1'-0"




7 FRONT RESTROOM LIGHTING DEMO PLAN
 1/4" = 1'-0"



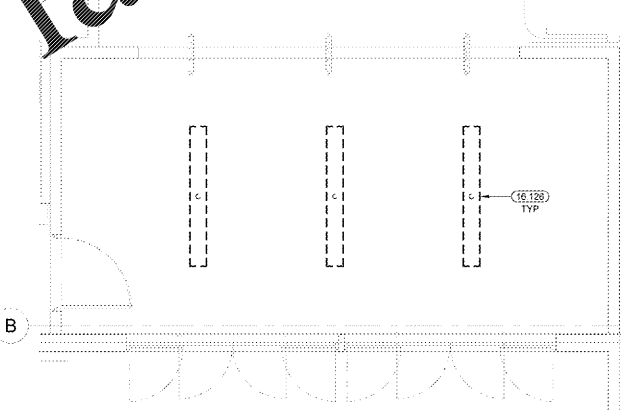
5 BREAKROOM/RESTROOM LIGHTING DEMO PLAN
 1/8" = 1'-0"



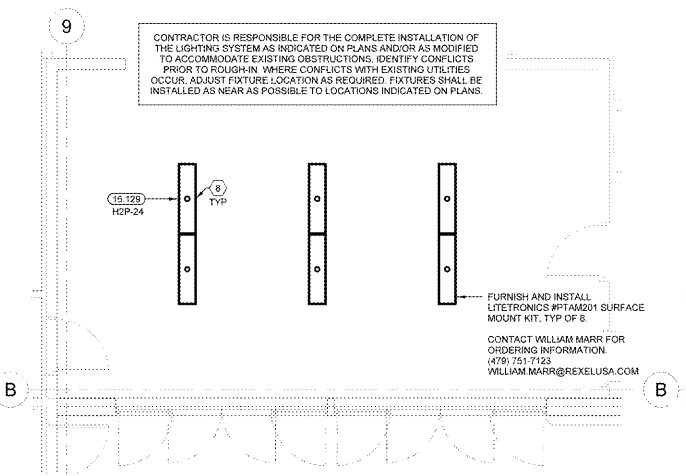
8 FRONT RESTROOM LIGHTING PLAN
 1/4" = 1'-0"



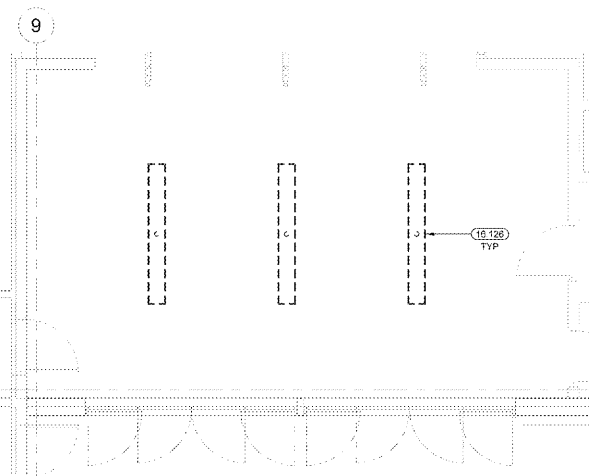
4 GR VESTIBULE LIGHTING PLAN
 1/4" = 1'-0"



3 GR VESTIBULE LIGHTING DEMO PLAN
 1/4" = 1'-0"



2 GM VESTIBULE LIGHTING PLAN
 1/4" = 1'-0"



1 GM VESTIBULE LIGHTING DEMO PLAN
 1/4" = 1'-0"

EXISTING CONDITIONS WERE TAKEN FROM ORIGINAL DRAWINGS AND MAY NOT REFLECT EXACT "AS-BUILT" CONDITIONS. CONTRACTOR SHALL FIELD VERIFY ALL EXISTING CONDITIONS PRIOR TO SUBMITTING FINAL BIDS. CONTRACTOR SHALL CAREFULLY COORDINATE NEW WORK AND DEMOLITION WITH ALL OTHER DISCIPLINES AND EXISTING CONDITIONS.

EACH SUBCONTRACTOR IS RESPONSIBLE FOR HAVING A THOROUGH KNOWLEDGE OF ALL DRAWINGS AND SPECIFICATIONS IN THEIR RELATED FIELD. THE FAILURE TO ACQUAINT THEMSELVES WITH THIS KNOWLEDGE DOES NOT RELIEVE THE RESPONSIBILITY OF PERFORMING THE WORK PROPERLY. NO ADDITIONAL COMPENSATION SHALL BE ALLOWED BECAUSE OF CONDITIONS THAT OCCUR DUE TO FAILURE TO FAMILIARIZE WORKERS WITH THIS KNOWLEDGE.

Order Plans @

WWW.DIline.com