

Order Plans @ www.LDILine.com

GATE NOTES

- GATES REQUIRE 5 PSF MAXIMUM OVERRIDE FORCE TO OPEN IN THE DIRECTION OF BUILDING EGRESS.
- SIGNAGE IN CONTRASTING COLORS TO THE BACKGROUND, TEXT TO READ "EMERGENCY EXIT ONLY PUSH TO OPEN".
- ANCHORAGE: ALL FOUR ANCHORS ARE TO BE INSTALLED IN EACH GATE. DO NOT INSTALL ON TRANSITION STRIP.
- THIRD PARTY TO CALIBRATE GATES. GENERAL CONTRACTOR TO LEAVE GATES IN SECURED OPEN POSITION AFTER INSTALLATION. ZIP THE OPEN LOOSELY. DO NOT OVERTIGHTEN.
- AFTER CONSTRUCTION, DELIVER ALL GATE KEYS AND REMOTES TO STORE MANAGER AFTER INSTALLATION OF GATE. PROVIDE NAME OF MANAGER TO WHOM KEYS AND REMOTES WERE DELIVERED (BOTH THE THIRD PARTY CALIBRATION COMPANY AND WALMART CM). CONTACT THIRD PARTY TO COORDINATE GATE CALIBRATION.
- THIRD PARTY CALIBRATION COMPANY:
FRENCH'S
2837
chocomp.com

NECESSARY GATE NOTES - REQUIREMENTS SET BY 2010 ADA CODE

1. UNMOUNTED OBJECTS. GATES MOUNTED BETWEEN TWO POSTS WITH A CLEAR DISTANCE BETWEEN POSTS GREATER THAN 12 INCHES, WILL HAVE THE BOTTOM OF THE GATE NO HIGHER THAN 27 INCHES. (2010 ADA 307.3)
2. VERTICAL CLEARANCE. AREA BETWEEN GATES WHEN OPEN WILL HAVE A VERTICAL CLEAR SPACE OF 80 INCHES HIGH MINIMUM ABOVE FINISH FLOOR. (2010 ADA 307.4)
3. REACH RANGES. GATES WILL BE LOCATED WITHIN 15 INCHES MINIMUM AND 48 INCHES MAXIMUM FOR FORWARD REACH SHOULD THE GATES NEED TO BE PUSHED OPEN. (2010 ADA 308.2.1)
4. CLEAR FLOOR SPACE. A CLEAR FLOOR SPACE OF 36 INCHES BY 48 INCHES PER REQUIRED BY SECTION 305 WILL BE PROVIDED IN FRONT OF GATES. (2010 ADA 309.2)
5. OPERATION. OPERABLE PARTS WILL BE OPERABLE WITH ONE HAND AND WILL NOT REQUIRE ANY FORCE GREATER THAN 5 POUNDS MAXIMUM TO OPEN THE GATES. (2010 ADA 309.4)

GATE SPECIFICATIONS: AS COMPLIANT WITH IRC 1010

1. GATES COMPLY WITH IRC 1010.1 FOR DOORS FOR POWER DOOR LEAF OPERATION (NOTE: GATES DO NOT FUNCTION OR QUALIFY AS A TURNSTILE PER 1010.3)

SGA Design Group, P.C.
1437 South Boulder, Suite 550
Tulsa, Oklahoma 74133-3608
T: 918.283.8601
www.sgadesigngroup.com

EXPLANATION FOR REVISIONS
THIS DRAWING AND ALL INFORMATION CONTAINED HEREIN IS THE PROPERTY OF SGA DESIGN GROUP, P.C. IT IS TO BE USED ONLY FOR THE PROJECT AND SITE SPECIFICALLY IDENTIFIED HEREON. IT IS NOT TO BE REPRODUCED, COPIED, OR TRANSMITTED IN ANY FORM OR BY ANY MEANS, ELECTRONIC OR MECHANICAL, INCLUDING PHOTOCOPYING, RECORDING, OR BY ANY INFORMATION STORAGE AND RETRIEVAL SYSTEM, WITHOUT THE WRITTEN PERMISSION OF SGA DESIGN GROUP, P.C.

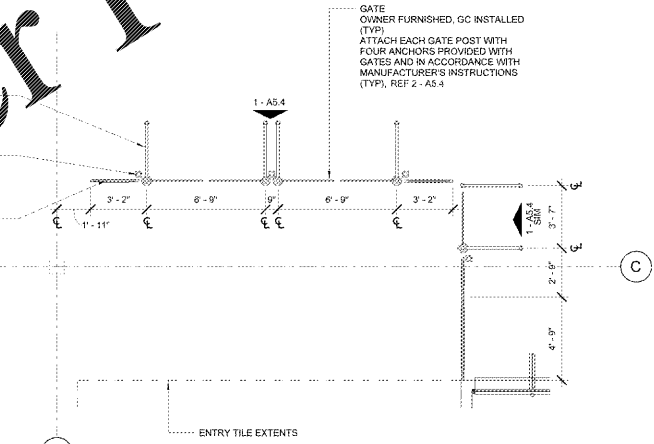
CONSULTANTS

Walmart
LELAND, NC
1112 NEW POINT BOULEVARD
STORE NO. 4273-256
JOB NUMBER: 19096005 - PHOTO

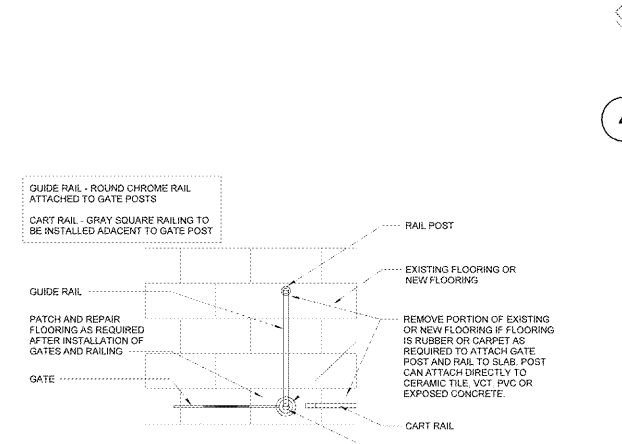
ISSUE BLOCK	

CHECKED BY: ROAVMT
DRAWN BY: MS
PROTO CYCLE: 02/28/20
DOCUMENT DATE: 04/09/20

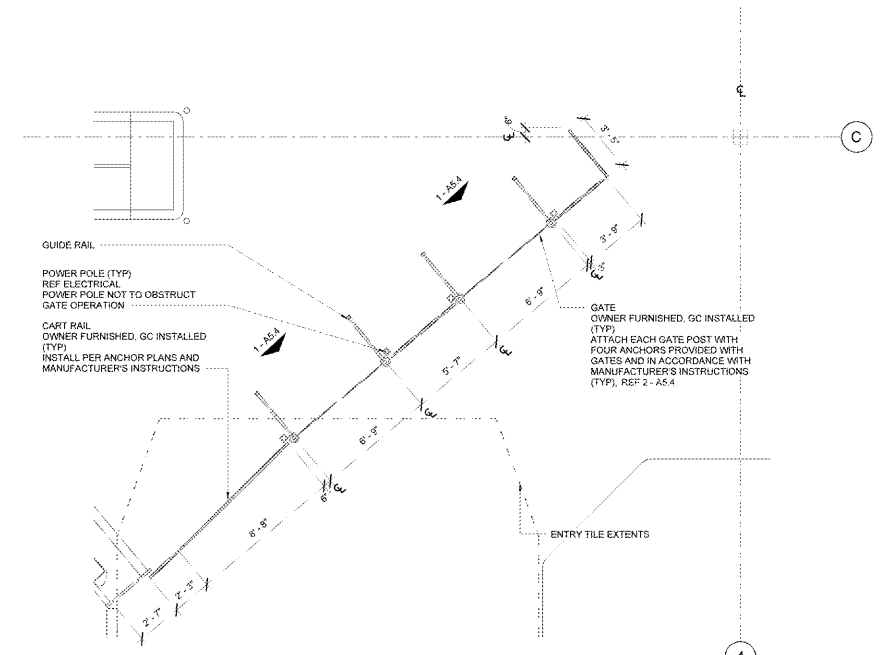
THIS DRAWING IS THE PROPERTY OF SGA DESIGN GROUP, P.C. IT IS TO BE USED ONLY FOR THE PROJECT AND SITE SPECIFICALLY IDENTIFIED HEREON. IT IS NOT TO BE REPRODUCED, COPIED, OR TRANSMITTED IN ANY FORM OR BY ANY MEANS, ELECTRONIC OR MECHANICAL, INCLUDING PHOTOCOPYING, RECORDING, OR BY ANY INFORMATION STORAGE AND RETRIEVAL SYSTEM, WITHOUT THE WRITTEN PERMISSION OF SGA DESIGN GROUP, P.C.



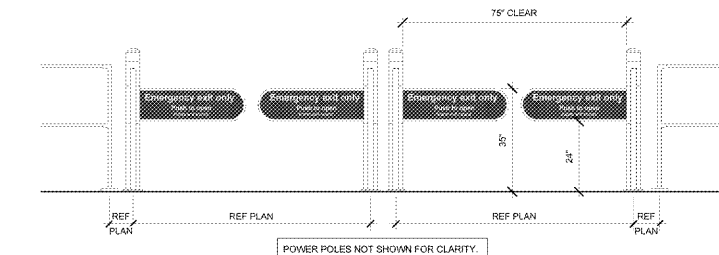
3 GM ENLARGED GATE PLAN
1/4" = 1'-0"



2 ACCESS GATE DETAIL
1/2" = 1'-0"



4 GR ENLARGED GATE PLAN
1/4" = 1'-0"



1 GATE ELEVATION
1/2" = 1'-0"

ENLARGED PLANS AND DETAILS

SHEET: **A5.4**