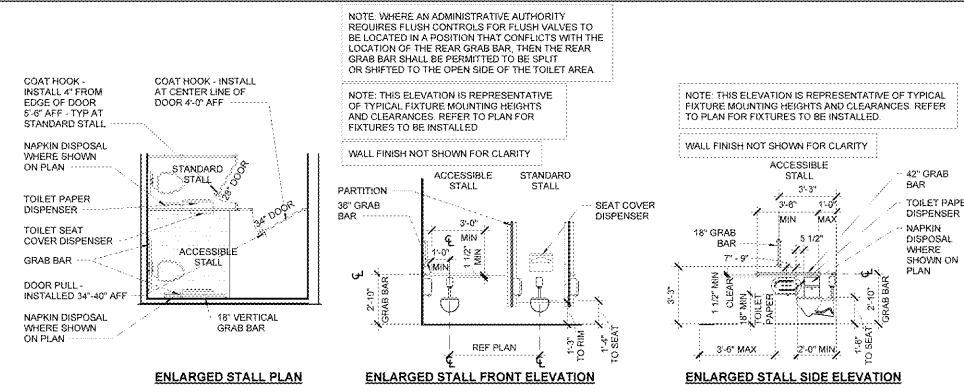


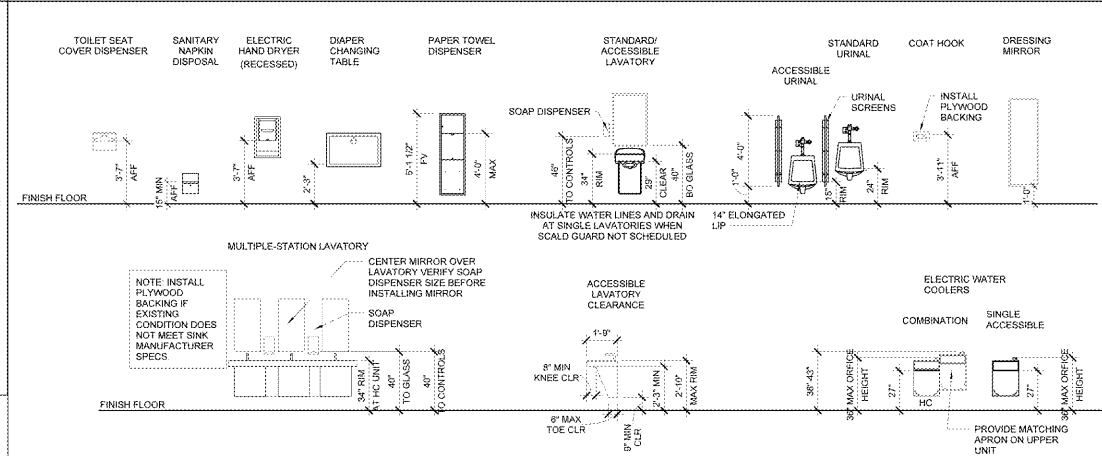
STALL & STALL FIXTURE HEIGHTS AND CLEARANCES

COMPLY WITH THIS CHART, ANSI A117.1, AND ADA STANDARDS FOR ACCESSIBLE DESIGN WHEN SCOPE OF WORK IS APPLICABLE - REGULATION REFERENCED IN PARENTHESIS



FIXTURE HEIGHTS AND CLEARANCES

COMPLY WITH THIS CHART AND ADA STANDARDS FOR ACCESSIBLE DESIGN



MARK	ROOM NAME	FIXTURE SCHEDULE
111	CUSTOMER MEN	TANKLESS FLUSH VALVE TYPE OF WATER CLOSET NUMBER OF 18" WIDE MIRROR 3
112	CUSTOMER WOMEN	TANKLESS FLUSH VALVE TYPE OF WATER CLOSET NUMBER OF 18" WIDE MIRROR 3
165	CUSTOMER MEN	TANKLESS FLUSH VALVE TYPE OF WATER CLOSET NUMBER OF 18" WIDE MIRROR 5
166	CUSTOMER WOMEN	TANKLESS FLUSH VALVE TYPE OF WATER CLOSET NUMBER OF 18" WIDE MIRROR 6
167	FAMILY TOILET	TANKLESS FLUSH VALVE TYPE OF WATER CLOSET NUMBER OF 18" WIDE MIRROR 1

SHEET NOTES

- INTERIOR PLAN DIMENSIONS ARE TO FACE OF FINISH UNO
- REF SHEET M FOR FINISH KEY
- PROVIDE A CONTINUOUS BEAD OF SEALANT IN THE FOLLOWING LOCATIONS:
 - PERIMETER OF ALL TOILETS AND URINALS TO WALLS AND FLOORS
 - PERIMETER OF SINK TO WALL
 - PERIMETER OF MIRRORS TO WALL
 - PERIMETER OF DIAPER CHANGING TABLE TO WALL
- REPLACE ALL TOILET SEATS THROUGHOUT THE STORE BOTH PUBLIC AND ASSOCIATE RESTROOMS, BEMIS MODEL 10555C, MAINLINE ML 1055739C
- REF AS 1 FOR FIXTURE HEIGHTS AND CLEARANCES
- PROVIDE BATT INSULATION FOR SOUND PROOFING IN TOILET ROOM WALLS
- PARTITION DOGGS ON HANDICAPPED ACCESSIBLE AND AMBULATORY STALLS SHALL BE 34" WIDE UNO
- PARTITION DOGS ON STANDARD STALLS SHALL BE 24" WIDE
- PROVIDE LOCKING AS REQUIRED AT SINKS AND FIXTURE MANUFACTURER'S REQUIREMENTS
- NO FLOOR DRAINS IN CUSTOMER RESTROOMS. PROVIDE FLUSH WITH TOP OF FLOOR TO LEVEL SLAB TO DEPTH NEEDED FOR INSTALLATION OF CONCRETE OVERLAY

KEYNOTES

- PAPER TOWEL DISPENSER/TRASH RECEPTACLE
- TOILET PAPER HOLDER
- SANITARY NAPKIN DISPOSAL
- SOAP DISPENSER
- DIAPER CHANGING TABLE
- MIRROR
- TOILET SEAT COVER DISPENSER
- TOILET COMPARTMENTS (REF SPECS FOR TYPE AND HEIGHT)
- GRAB BARS
- URINAL SCREEN (REF SPECS FOR TYPE AND HEIGHT) WITH FULL LENGTH ANGLE MOUNTING BRACKETS
- COAT HOOK (INSTALL PLYWOOD BACKING)
- ELECTRIC HAND DRYER (RECESSED)
- WALL MOUNTED LAVATORY, REF MECH

SGA Design Group, P.C.
1437 South Boulder, Suite 550
Tulsa, Oklahoma 74133-3609
P: 918.253.8601
www.sga-design.com

STIPULATION FOR REUSE:
THIS DRAWING AND ANY INFORMATION CONTAINED HEREIN IS THE PROPERTY OF SGA DESIGN GROUP, P.C. AND IS TO BE USED ONLY FOR THE PROJECT AND LOCATION SPECIFICALLY IDENTIFIED HEREON. IT IS NOT TO BE REPRODUCED, COPIED, REUSED, OR TRANSMITTED IN ANY FORM OR BY ANY MEANS, ELECTRONIC OR MECHANICAL, WITHOUT THE WRITTEN PERMISSION OF SGA DESIGN GROUP, P.C.

CONSULTANTS:

Walmart
LELAND, NC
1112 NEW POINT BOULEVARD
STORE NO. 4273-226
199908105 - PHOTO

ISSUE BLOCK

PR #1	DATE
1	06/15/20

CHECKED BY: RO/AVT
DRAWN BY: KM
PROTO CYCLE: 02/28/20
DOCUMENT DATE: 04/08/20

THE REPRODUCED COPY OF THIS DRAWING IS VALID ONLY AT THE SPECIFIC PROJECT LOCATION IDENTIFIED HEREON. IT IS NOT TO BE REPRODUCED, COPIED, REUSED, OR TRANSMITTED IN ANY FORM OR BY ANY MEANS, ELECTRONIC OR MECHANICAL, WITHOUT THE WRITTEN PERMISSION OF SGA DESIGN GROUP, P.C.

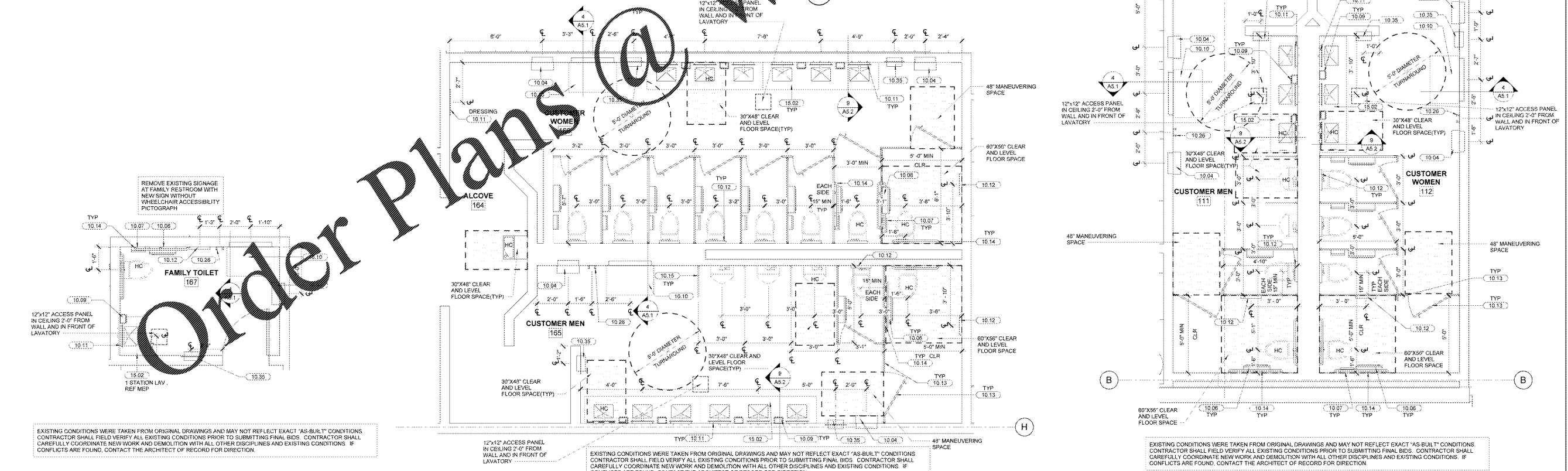
RESTROOM PLANS AND DETAILS

SHEET: **A5.1**

WWW.LDLINE.COM

4 NON-RATED WALL AT DIAPER STATION

11'2" x 1'-0"



3 FAMILY RESTROOM FLOOR PLAN
38' x 1'-0"

2 CUSTOMER REAR RESTROOM
38' x 1'-0"

1 CUSTOMER FRONT RESTROOM
38' x 1'-0"

REVISED ENTIRE SHEET