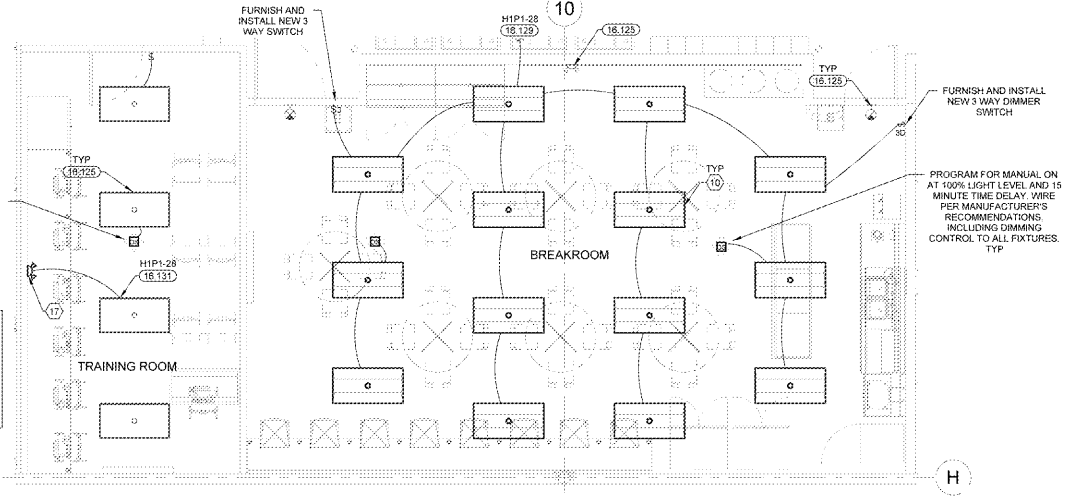


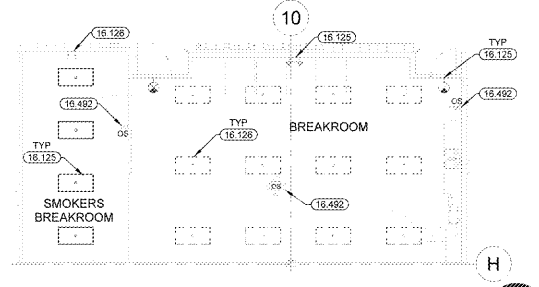
IF THERE IS A NEW OR EXISTING TOGGLE LIGHT SWITCH OR DIMMER THE CEILING OCCUPANCY SENSORS SHALL NOT BE ABLE TO TURN ON LIGHTS UNLESS THE SWITCH/DIMMER IS IN THE 'ON' POSITION. SWITCH/DIMMER SHALL TURN OFF THE LIGHTS REGARDLESS IF THE OCCUPANCY SENSORS DETECT MOTION OR NOT. RE-WIRE EXISTING AS REQUIRED.

FURNISH AND INSTALL SENSOR SWITCH CMRS CEILING MOUNTED OCCUPANCY SENSOR. TYP.

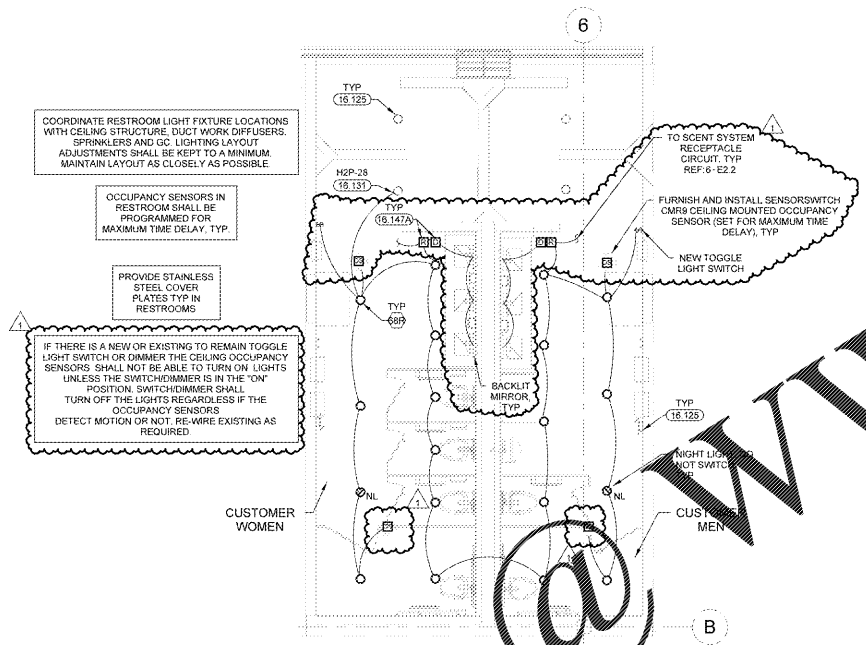
CONTRACTOR IS RESPONSIBLE FOR THE COMPLETE INSTALLATION OF THE LIGHTING SYSTEM AS INDICATED ON PLANS AND/OR AS MODIFIED TO ACCOMMODATE EXISTING OBSTRUCTIONS. IDENTIFY CONFLICTS WITH EXISTING UTILITIES OCCUR ADJUST FIXTURE LOCATION AS REQUIRED. FIXTURES SHALL BE INSTALLED AS NEAR AS POSSIBLE TO LOCATIONS INDICATED ON PLANS WITH EVEN SPACING MAINTAINED.



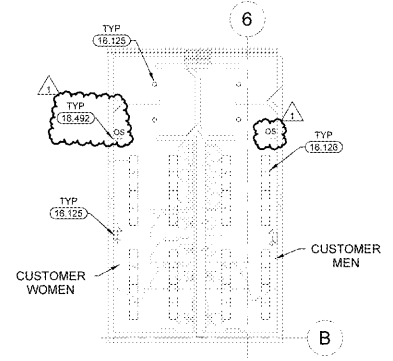
6 BREAKROOM LIGHTING PLAN
1/4" = 1'-0"



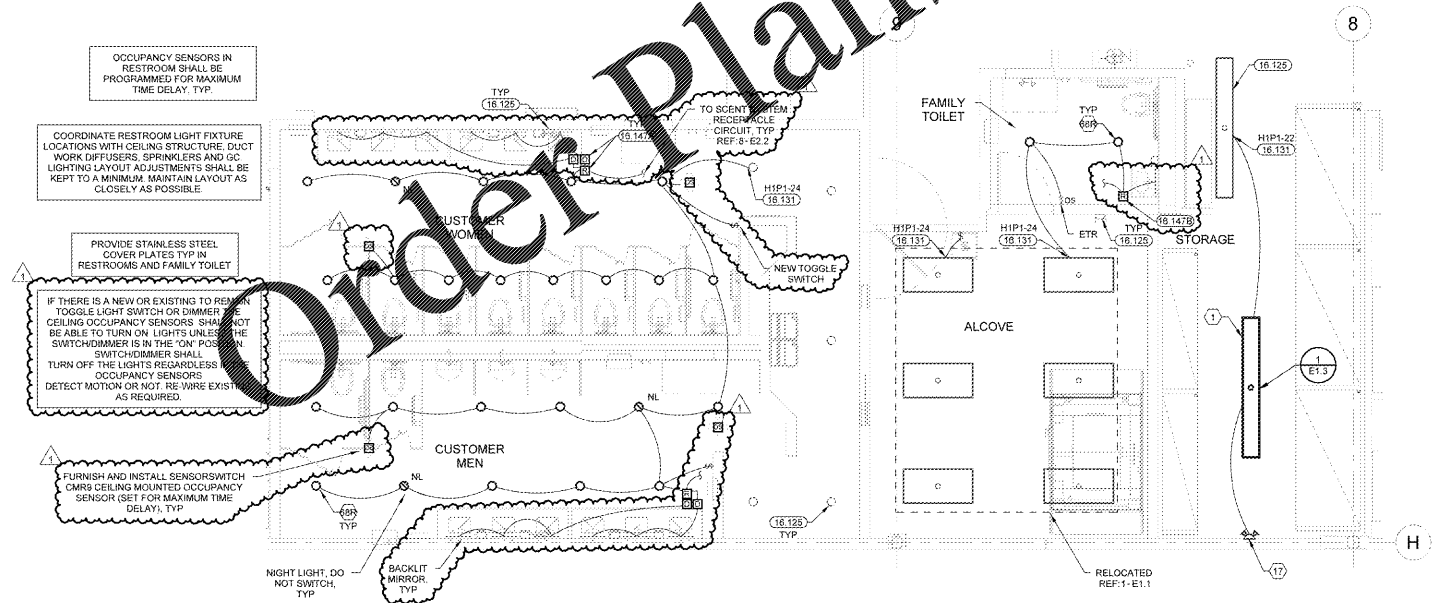
5 BREAKROOM LIGHTING DEMO PLAN
1/8" = 1'-0"



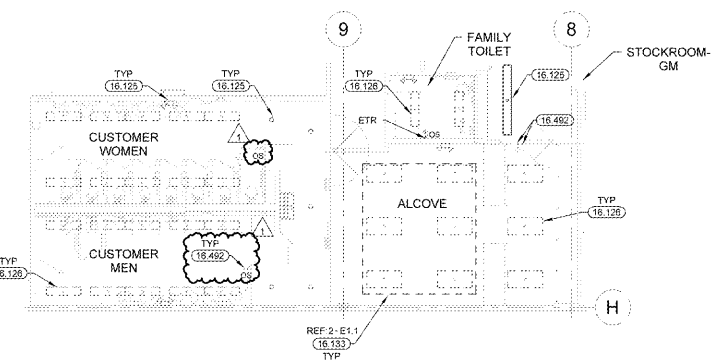
4 FRONT RESTROOM LIGHTING PLAN
1/4" = 1'-0"



3 FRONT RESTROOM LIGHTING DEMO PLAN
1/8" = 1'-0"



2 REAR RESTROOM LIGHTING PLAN
1/4" = 1'-0"



1 REAR RESTROOM LIGHTING DEMO PLAN
1/8" = 1'-0"

KEYNOTES

- 16.125 EXISTING LIGHT FIXTURES TO REMAIN UNLESS NOTED OTHERWISE.
- 16.126 EXISTING LIGHT FIXTURE TO BE DEMOLISHED.
- 16.129 CONNECT TO EXISTING CIRCUIT PREVIOUSLY SERVING AREA LIGHTING THAT WAS REMOVED. MAINTAIN EXISTING CIRCUIT CONTROL UNLESS NOTED OTHERWISE. PROVIDE CONSTANT HOT FOR EMERGENCY EXIT AND LOCALLY CONTROLLED LIGHT FIXTURES.
- 16.131 CONNECT TO EXISTING CIRCUIT.
- 16.133 EXISTING LIGHT FIXTURES TO BE RELOCATED TO NEW LOCATION AS SHOWN.
- 16.147A BACKLIT MIRROR 120V/12V LED DRIVER AND RELAY (R8B242D 277V COIL) INSTALLED ABOVE CEILING. LED DRIVER FURNISHED BY OTHERS. INSTALLED BY EC. RELAY WIRING AND ALL FINAL CONNECTIONS FURNISHED AND INSTALLED BY EC. ROUTE 120V LED DRIVER CIRCUIT THROUGH RELAY. RELAY COIL SHALL BE CONTROLLED BY EXISTING 277V LIGHTING CONTROL. COORDINATE EXACT LOCATION OF CEILING ACCESS PANEL WITH GC AS REQUIRED.
- 16.147B BACKLIT MIRROR 120V/12V LED DRIVER IS INSTALLED ABOVE CEILING. RELAY WIRING AND ALL FINAL CONNECTIONS FURNISHED AND INSTALLED BY EC. ROUTE 120V LED DRIVER CIRCUIT THROUGH RELAY. RELAY COIL SHALL BE CONTROLLED BY EXISTING 277V LIGHTING CONTROL. COORDINATE EXACT LOCATION OF CEILING ACCESS PANEL WITH GC AS REQUIRED.
- 16.482 EC SHALL COORDINATE WITH GENERAL CONTRACTOR AND ARCHITECTURAL DEMOLITION REMOVE UNUSED DEVICES, BOXES, CONDUITS, AND WIRING BACK TO ORIGINATING JUNCTION BOXES OR PANELBOARDS. REFERENCE POWER PLANS FOR CIRCUITRY TO BE REUSED. DEMOLITION SHALL NOT AFFECT ACTIVE CIRCUITS. IF CIRCUIT IS DEMOLISHED ALL THE WAY TO PANELBOARD, REMOVE CIRCUIT BREAKER AND REPLACE WITH FILLER PLATE. UPDATE TYPED WRITTEN CIRCUIT DIRECTORY IDENTIFYING CIRCUIT AS "SPACE". COORDINATE EXACT REQUIREMENTS WITH EXISTING CONDITIONS PRIOR TO BID.

STIPULATION FOR REUSE
THE CONTRACTOR SHALL VERIFY THE LOCATION OF ALL UTILITIES AND DEMOLITION AREAS PRIOR TO BIDDING. THE CONTRACTOR SHALL BE RESPONSIBLE FOR OBTAINING ALL NECESSARY PERMITS AND APPROVALS FROM ALL APPLICABLE AGENCIES AND AUTHORITIES PRIOR TO COMMENCING WORK.

CONSULTANTS

ISSUE BLOCK

1	REV #1	05/19/2020

CHECKED BY: DES
DRAWN BY: BDJ
PROTO CYCLE: 02/28/2020
DOCUMENT DATE: 04/15/2020

DOCUMENTS WITHOUT SIGNATURE AND REQUIRED SEAL OF ADROR ARE NOT FOR CONSTRUCTION

CYNERGY ENGINEERING, PLLC
CA # F-6884
EXPIRES 06/30/2020
MATTHEW RUTKOWSKI, P.E.
REGISTERED PROFESSIONAL ENGINEER

ENLARGED LIGHTING PLANS

SHEET: E1.1

EXISTING CONDITIONS WERE TAKEN FROM ORIGINAL DRAWINGS AND MAY NOT REFLECT EXACT "AS-BUILT" CONDITIONS. CONTRACTOR SHALL FIELD VERIFY ALL EXISTING CONDITIONS PRIOR TO SUBMITTING FINAL BIDS. CONTRACTOR SHALL CAREFULLY COORDINATE NEW WORK AND DEMOLITION WITH ALL OTHER DISCIPLINES AND EXISTING CONDITIONS.

EACH SUBCONTRACTOR IS RESPONSIBLE FOR HAVING A THOROUGH KNOWLEDGE OF ALL DRAWINGS AND SPECIFICATIONS IN THEIR RELATED FIELD. THE FAILURE TO ACQUAINT THEMSELVES WITH THIS KNOWLEDGE DOES NOT RELIEVE THE RESPONSIBILITY OF PERFORMING THE WORK PROPERLY. NO ADDITIONAL COMPENSATION SHALL BE ALLOWED BECAUSE OF CONDITIONS THAT OCCUR DUE TO FAILURE TO FAMILIARIZE WORKERS WITH THIS KNOWLEDGE.