

**TELEPHONE & COMPUTER DATA SYSTEMS:**

- A. ELECTRICAL CONTRACTOR SHALL PROVIDE AND INSTALL ALL TELEPHONE AND DATA CONDUITS.
- B. ELECTRICAL CONTRACTOR SHALL VACUUM OUT ALL CONDUITS TO REMOVE WATER.
- C. ELECTRICAL CONTRACTOR SHALL PROVIDE PULL-STRING IN EACH CONDUIT.
- D. OWNER SHALL PROVIDE AND INSTALL ALL TELEPHONE AND DATA WIRING.

**FIRE ALARM NOTE:**

IN THE EVENT A MONITORED FIRE ALARM SYSTEM IS REQUIRED BY THE AUTHORITY HAVING JURISDICTION, THE ALARM SYSTEM WILL BE CONTRACTED DIRECTLY BY THE ALARM SERVICES MANAGER, LEIGH SIDES WITH THE O'REILLY AUTOMOTIVE CORPORATE OFFICE. THE GENERAL CONTRACTOR SHALL NOT PROCURE ANYONE TO INSTALL OR QUOTE THESE SYSTEMS UNLESS THEY HAVE BEEN ASKED TO DO SO BY LEIGH SIDES. PLEASE CONTACT LEIGH SIDES AT (417) 829-5712 IF A SYSTEM IS NEEDED OR IF THERE ARE ANY QUESTIONS.

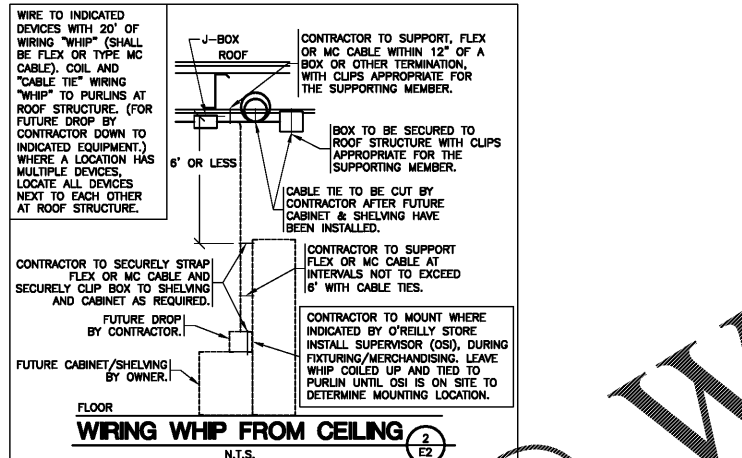
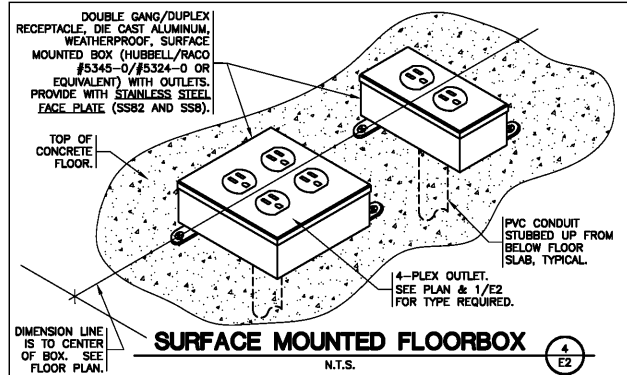
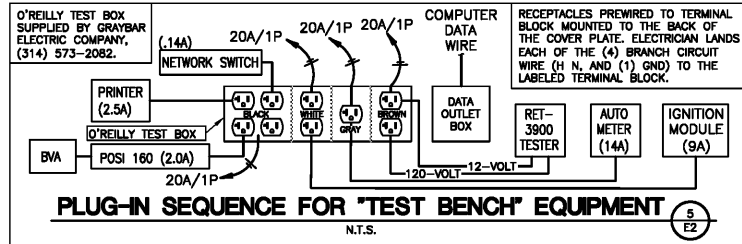
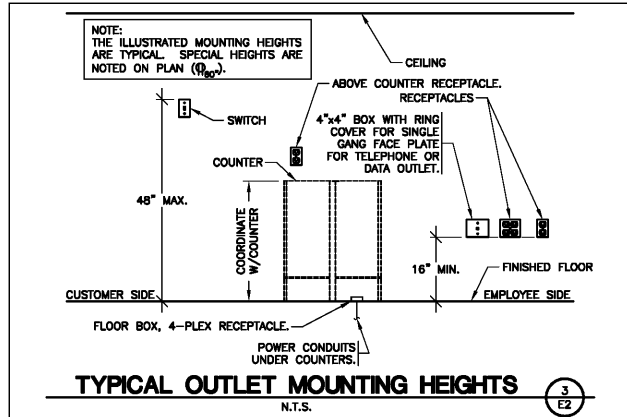
**SEISMIC RESTRAINTS (ONLY REQUIRED FOR SEISMIC DESIGN CATEGORIES C,D,E,F)**

**CONTRACTOR TO REFER TO ARCHITECTURAL SHEET G1.1 FOR SEISMIC DESIGN CATEGORY.**

IF REQUIRED SEE SEISMIC DETAILS SHEET ME1.

**CONDUIT REQUIREMENTS**

- ALL WIRING SHALL BE IN CONDUIT, EXCEPT THAT MC-CABLE MAY BE SUBSTITUTED ONLY AS FOLLOWS:
- A. MC-CABLE (MAXIMUM CABLE LENGTH OF 10'-0") MAY BE INSTALLED ONLY FOR BRANCH CIRCUIT WIRING TO LIGHT FIXTURES.
  - B. "MC-CABLE (MAXIMUM CABLE LENGTHS SHOWN ON DETAIL 2/E2) MAY BE INSTALLED ONLY ABOVE SLAB AND ONLY AT LOCATIONS INDICATED ON E2 SHEET." SEE SHEET E4 FOR MORE REQUIREMENTS



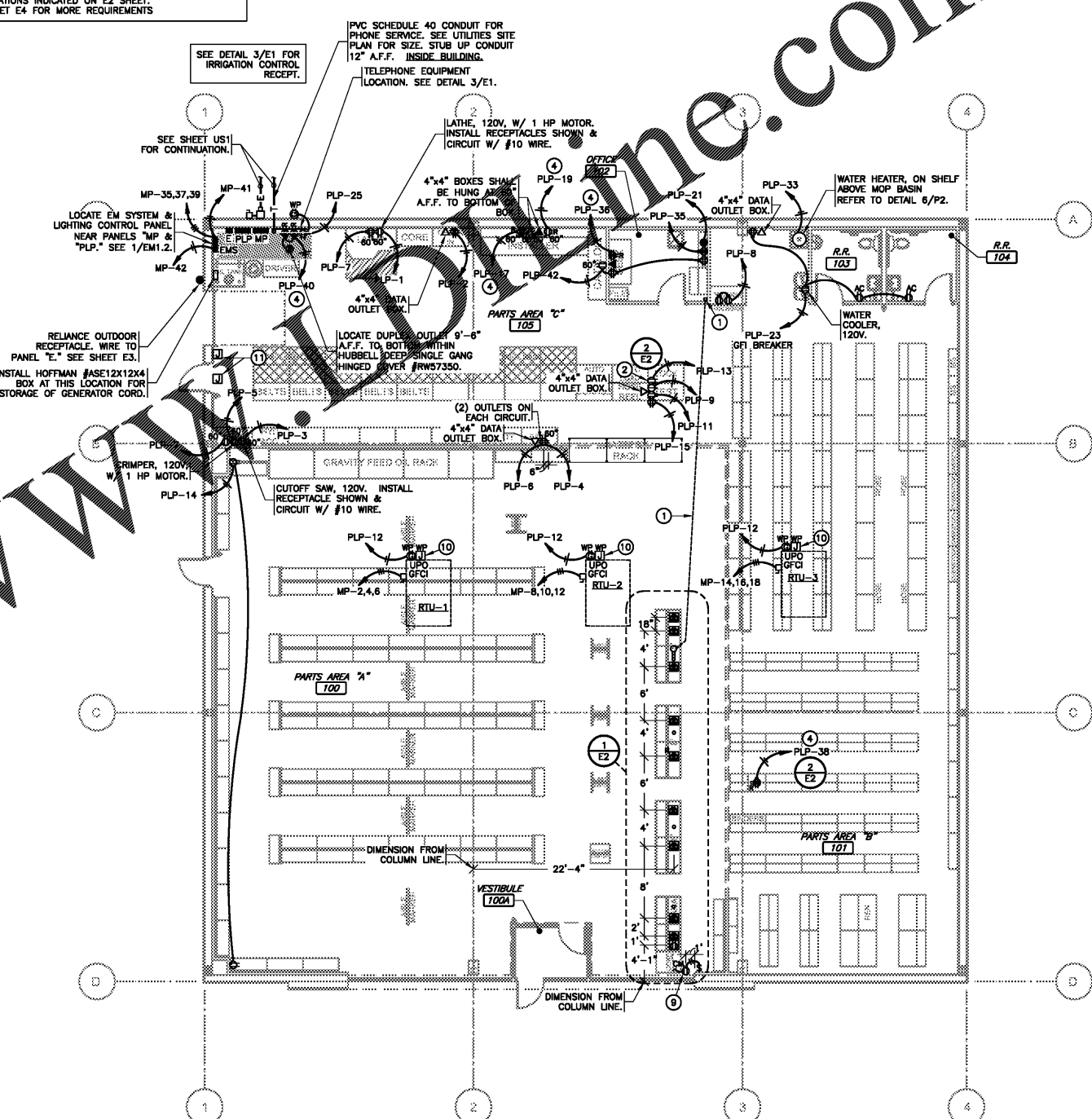
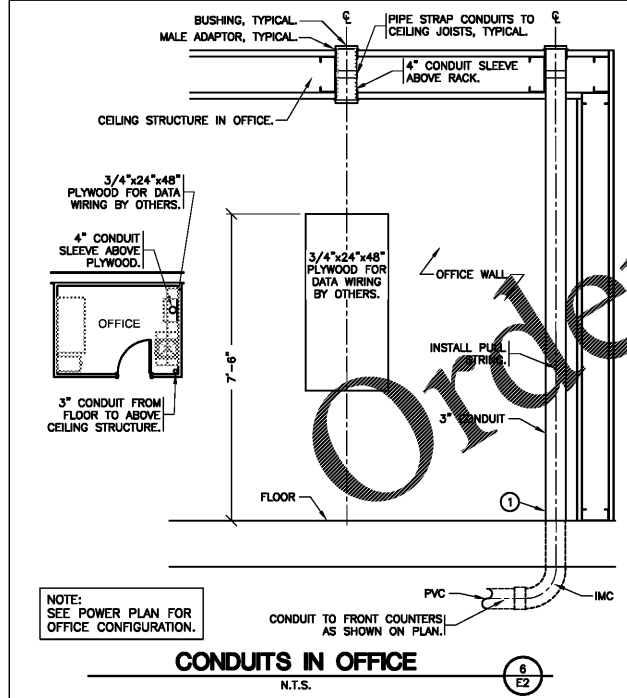
**POWER - KEYNOTES**

- 1 3" CONDUIT UNDERSLAB FROM COUNTER TO OFFICE FOR PHONE & DATA WIRING BY OWNER. STUB 3" CONDUIT TO A MINIMUM OF 9 FEET ABOVE FINISH FLOOR IN OFFICE. STUB 3" CONDUIT TO A MINIMUM OF 2-INCHES ABOVE FINISH FLOOR UNDER COUNTER. SEE DETAIL 1/E2 & 6/E2. INSTALL PULL STRING.
- 2 TEST OUTLET BOX, 120V. INSTALL (2) DUPLEX OUTLETS EACH ON THEIR OWN CIRCUIT, (1) SINGLE OUTLET ON ONE CIRCUIT & (1) QUADREX OUTLET ON ONE CIRCUIT & A COMPUTER DATA OUTLET BOX. SEE DETAIL 5/E2.
- 3 MC CABLE BETWEEN COUNTER RECEPTABLES.
- 4 ROUTE CIRCUIT THROUGH "E" PANEL TRANSFER SWITCH. SEE "E" PANEL TRANSFER SWITCH SCHEDULE ON SHEET E3.
- 5 FLOOR 4-PLEX ISOLATED GROUND RECEPTABLE. SEE DETAIL 4/E2.
- 6 STUB UP 2" CONDUITS (FOR PHONE/DATA) TO A MINIMUM OF 2-INCHES ABOVE FINISH FLOOR. NO WIRES REQUIRED. TYPICAL OF ALL COUNTERS. SEE DETAIL 1/E2.
- 7 3/4" PVC CONDUIT UNDERSLAB. RUN ONE PVC CONDUIT FROM EACH FLOOR RECEPTABLE TO PANEL LOCATION.
- 8 FLOOR DUPLEX RECEPTABLE (FOR COKE MACHINE) SEE DETAIL 4/E2 SIMILAR.
- 9 MOUNT RECEPTABLE IN CEILING FOR "OPEN" SIGN. CIRCUIT RECEPTABLE TO NEAREST LIGHTING CONTROL PANEL CONTROLLED LIGHTING CIRCUIT AND AHEAD OF ALL DIMMER SWITCHES AND DAY LIGHTING CONTROLS. "OPEN" SIGN CAN ALSO BE OPERATED BY WALL SWITCH. SEE DETAIL 1/E1.
- 10 CONTRACTOR TO INSTALL J-BOX, CONDUIT, AND PULL STRING FOR FIRE ALARM. MOUNT J-BOX BELOW OPTIONAL CONVENIENCE OUTLET LOCATION. REFERENCE SHEET M2.
- 11 INSTALL JUNCTION BOX FOR ENERGY MANAGEMENT SYSTEM DOOR POSITION SWITCHES AND WIRE TO CONTROLLING HVAC IN AREA OF BACK DOOR, PER EQUIPMENT SUPPLIER REQUIREMENTS. SEE SHEET EM1.0


NOTE: ALL PANELBOARDS, TRANSFORMERS, TRANSFER SWITCH KIT AND DISCONNECTS WILL BE SUPPLIED BY THE OWNER (O'REILLY). ELECTRICAL GEAR SHALL BE DIRECT ORDERED AND/OR RELEASED FROM THE LISTED ELECTRICAL EQUIPMENT DISTRIBUTOR LISTED ON SHEET E3.

**MARKING OF ELECTRICAL WORKING SPACE**

IN FRONT OF ALL METER PANELS, SUB PANELS, TRANSFORMERS, AND DISCONNECTS, PROVIDE A WORKING SPACE IN FRONT, ON THE FLOOR. RECTANGLE, PAINT WITH CONTRASTING COLOR, 4-INCH BRUSH STROKES WITH DIAGONAL LINES INSIDE, WITH 6-INCH LETTERS, "NO STORAGE" BLOCKED IN, AND/OR LARGE STICKER SAYING THE SAME THING. 4'-0" DEPTH TYPICAL AT ALL LOCATIONS.



**POWER PLAN**  
SCALE: 1/8" = 1'-0"



ENGINEER OF RECORD  
**RYAN S. JONES**  
ENGINEER LICENSE NUMBER  
047828  
SHEETS BEARING THIS SEAL ARE AUTHENTICATED. RESPONSIBILITY FOR ALL OTHER PLANS, SPECIFICATIONS OR INSTRUMENTS ARE DISCLAIMED.  
Engineering | Energy | Innovation  
2225 West Chesapeake Boulevard, Suite 200, Springfield, MO 65807  
P: 417.877.1700  
www.cjd-eng.com

PROJECT:  
**NEW O'REILLY AUTO PARTS STORE**  
2801 SOUTH MIAMI BLVD.  
DURHAM, NC 27703

**O'Reilly AUTO PARTS**  
CORPORATE OFFICES  
233 SOUTH PATTERSON  
SPRINGFIELD, MISSOURI 65802  
(417) 882-2674 TELEPHONE

DRAWN BY: JBR  
CHECKED BY: CRF  
DATE: 12/20/19  
REVISION:  
PROJECT NUMBER: 19261-DC1  
SHEET NUMBER: **E2**