
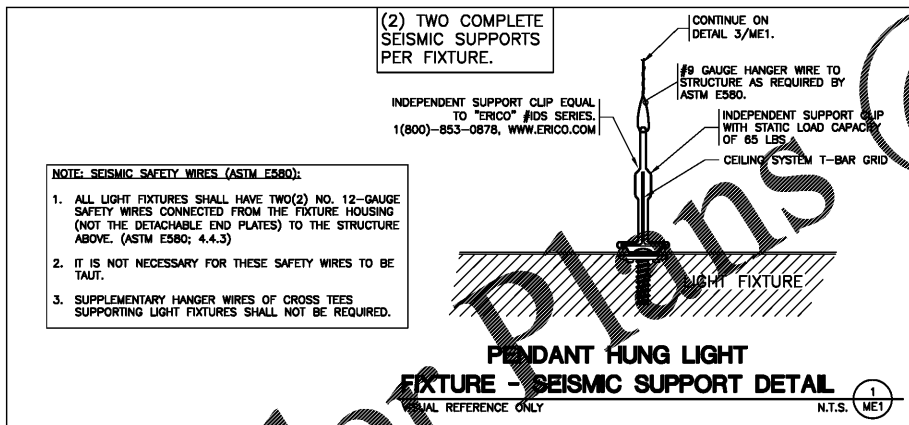
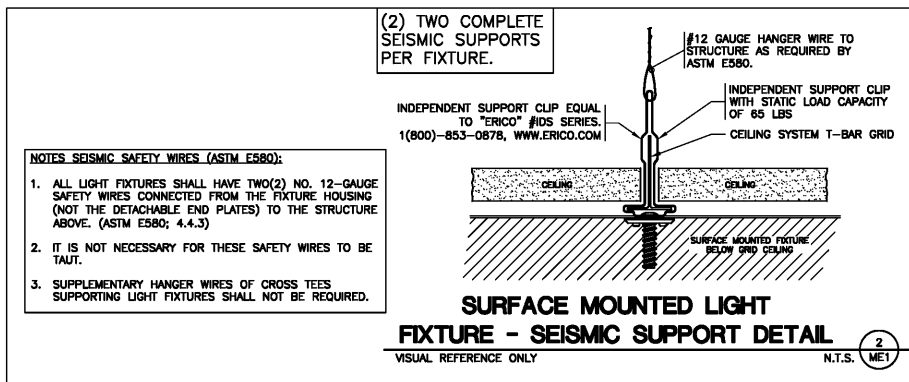
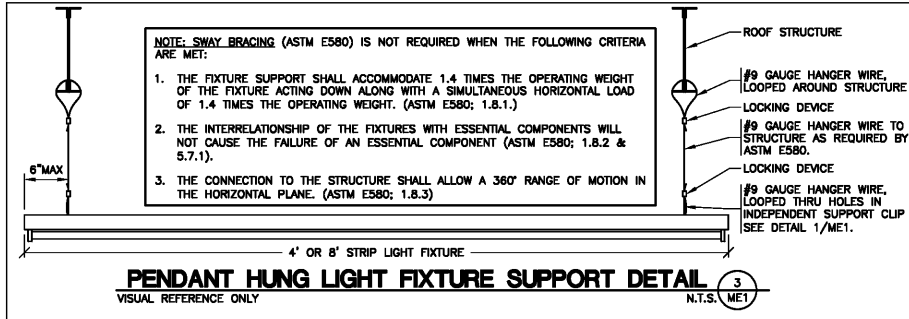


ELECTRICAL

CONTRACTOR TO REFER TO ARCHITECTURAL SHEET G1.1 FOR SEISMIC DESIGN CATEGORY. SEISMIC RESTRAINTS (ONLY REQUIRED FOR SEISMIC DESIGN CATEGORIES C,D,E,F)

CONTRACTOR TO PROVIDE SEISMIC BRACING AS REQUIRED BY CODE. IF SEISMIC BRACING IS REQUIRED SEE BRACING DETAILS THIS SHEET.



HVAC

CONTRACTOR TO REFER TO ARCHITECTURAL SHEET G1.1 FOR SEISMIC DESIGN CATEGORY. SEISMIC RESTRAINTS (ONLY REQUIRED FOR SEISMIC DESIGN CATEGORIES C,D,E,F)

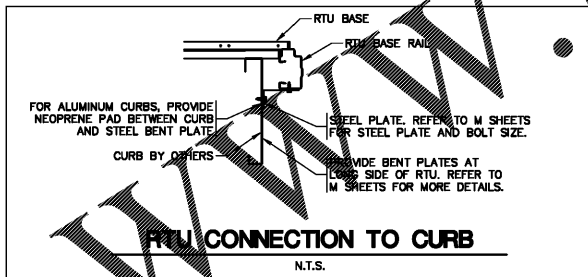
CONTRACTOR TO PROVIDE SEISMIC BRACING AS REQUIRED BY CODE. IF SEISMIC BRACING IS REQUIRED SEE BRACING DETAILS THIS SHEET.

1. ALL PIPING WHICH REQUIRES RESTRAINT SHALL BE PROVIDED WITH SEISMIC EXPANSION DEVICES.
2. BRANCH OR MAIN PIPE BRACING SHALL BE ATTACHED TO WEB OF ROOF PURLIN WITHIN 1-1/2" OF TOP FLANGE.
3. SEE DETAILS "TRAPEZE TRANSVERSE AND LONGITUDINAL BRACING FOR PIPE & CONDUIT" AND "SINGLE PIPE & CONDUIT BRACING".

SEISMIC RESTRAINT

TRANSVERSE BRACING WITH CONCRETE ATTACHMENTS OR STRUCTURAL STEEL ATTACHMENTS AS REQUIRED, SHALL BE USED FOR THE FOLLOWING:

1. ALL PIPE 1" INSIDE DIAMETER AND LARGER SUSPENDED MORE THAN 12" BELOW STRUCTURE.
2. ALL PIPING IN THE MECHANICAL ROOM 1-1/4" INSIDE DIAMETER AND LARGER SUSPENDED MORE THAN 12" BELOW STRUCTURE.
3. ALL OTHER PIPING 2-1/2" INSIDE DIAMETER AND LARGER SUSPENDED MORE THAN 12" BELOW STRUCTURE.
4. ALL RECTANGULAR AIR DUCTS WITH CROSS SECTIONAL AREA OF 6 SQUARE FEET OR LARGER, SUSPENDED MORE THAN 12" BELOW STRUCTURE.
5. ALL PIPING WHICH REQUIRES RESTRAINT PER THE ABOVE SHALL BE PROVIDED WITH SEISMIC EXPANSION DEVICES.

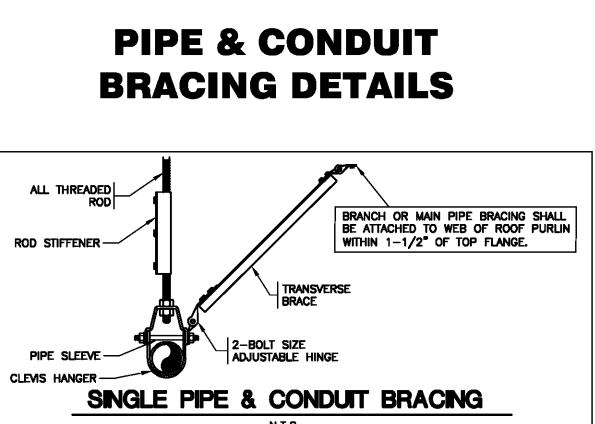
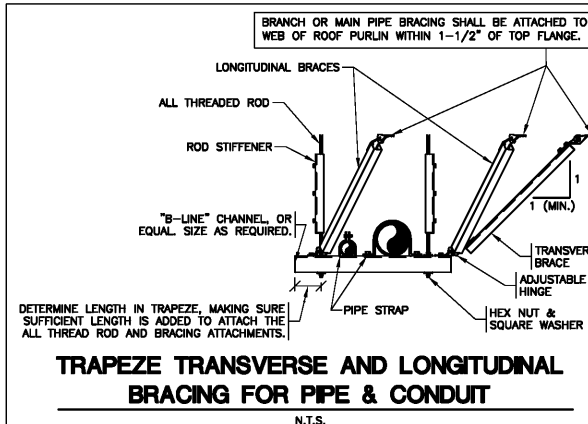
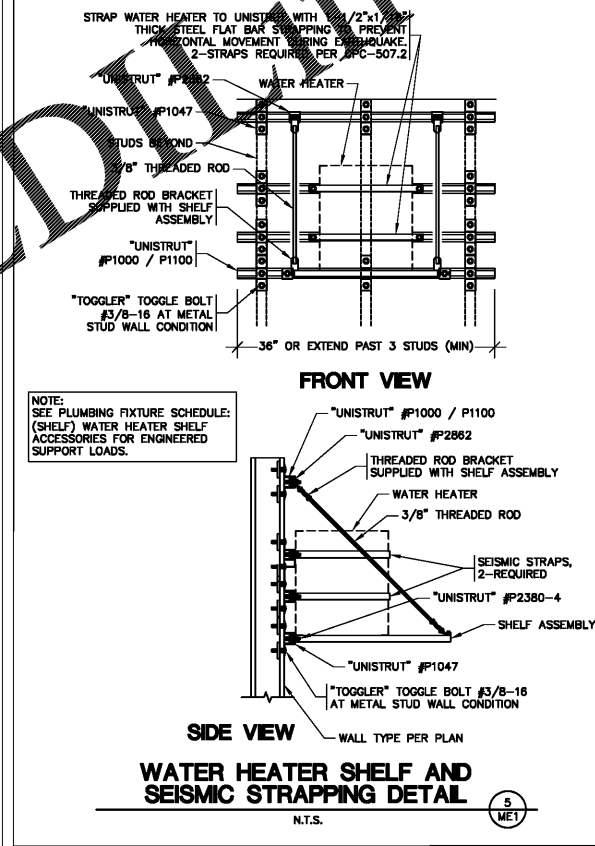


PLUMBING

CONTRACTOR TO REFER TO ARCHITECTURAL SHEET G1.1 FOR SEISMIC DESIGN CATEGORY. SEISMIC RESTRAINTS (ONLY REQUIRED FOR SEISMIC DESIGN CATEGORIES C,D,E,F)

CONTRACTOR TO PROVIDE SEISMIC BRACING AS REQUIRED BY CODE. IF SEISMIC BRACING IS REQUIRED SEE BRACING DETAILS THIS SHEET.

1. ALL PIPING WHICH REQUIRES RESTRAINT SHALL BE PROVIDED WITH SEISMIC EXPANSION DEVICES.
2. BRANCH OR MAIN PIPE BRACING SHALL BE ATTACHED TO WEB OF ROOF PURLIN WITHIN 1-1/2" OF TOP FLANGE.
3. SEE DETAILS "TRAPEZE TRANSVERSE AND LONGITUDINAL BRACING FOR PIPE & CONDUIT" AND "SINGLE PIPE & CONDUIT BRACING".



PRELIMINARY NOT FOR CONSTRUCTION OR PERMIT

ENGINEER OF RECORD
RYAN S. JONES
LICENSE NUMBER
79023

ENGINEERING | Energy | Innovation
CJD
2225 West Chesnutfield Boulevard, Suite 200, Springfield, MO 65807
P: 417.877.1700
www.cjd-eng.com

PROJECT:
NEW O'REILLY AUTO PARTS STORE
2801 SOUTH MIAMI BLVD.
DURHAM, NC 27703

O'Reilly AUTO PARTS
CORPORATE OFFICES
233 SOUTH PATTERSON
SPRINGFIELD, MISSOURI 65802
(417) 862-2674 TELEPHONE

DRAWN BY: JBR
CHECKED BY: CRF
DATE: 12/20/19
REVISION:
PROJECT NUMBER: 19261-DC1
SHEET NUMBER

ME1

REPRODUCTION PROHIBITED WITHOUT THE EXPRESSED WRITTEN CONSENT OF THE DESIGN PROFESSIONAL. © COPYRIGHT 2019 - DESIGNS, DRAWINGS AND SPECIFICATIONS ARE INSTRUMENTS OF SERVICE AND ARE THE PROPERTY OF THE DESIGN PROFESSIONAL.