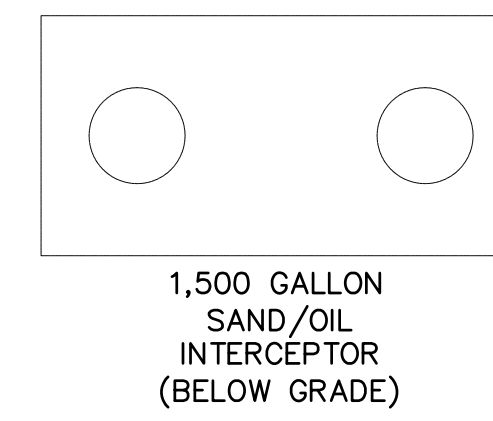
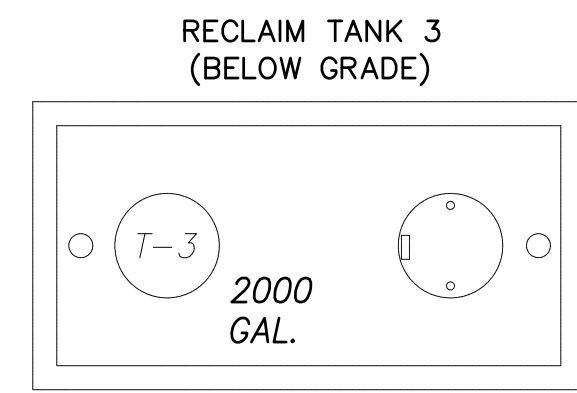
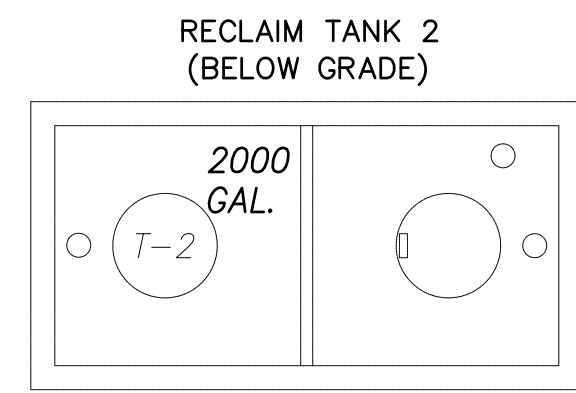
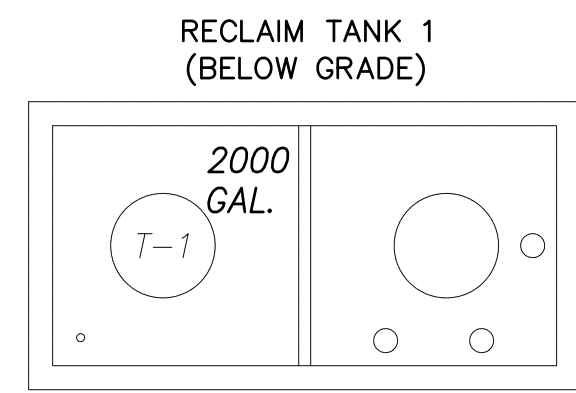


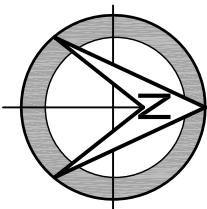
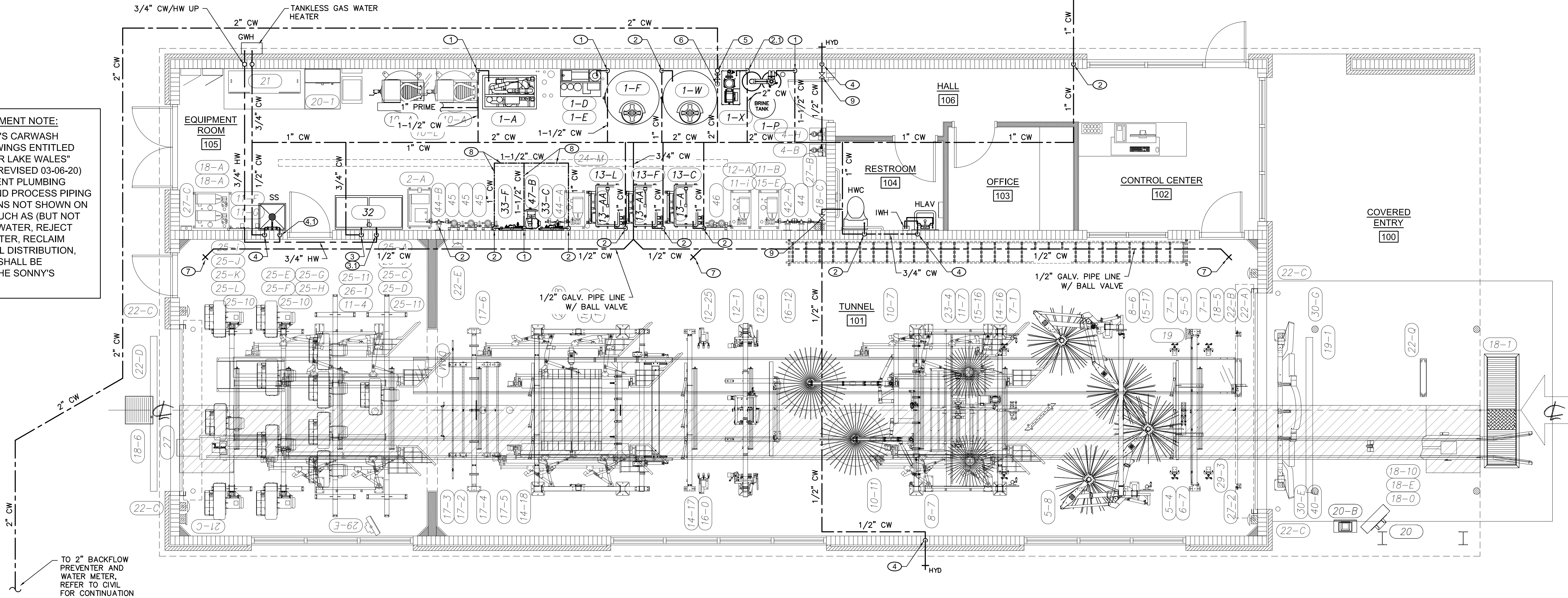
# SUPPLEMENTAL PLUMBING FIXTURE SCHEDULE

SYMBOL	FIXTURE TYPE	RUN-OUT SIZES			DESCRIPTION
		WASTE	CW	HW	
GWH	TANKLESS GAS WATER HEATER	--	3/4"	3/4"	RINNAI ULTRA SERIES "RUS75e" TANKLESS GAS WATER HEATER, OUTDOOR INSTALLATION.
SS	SERVICE SINK	1-1/2"	1/2"	1/2"	FIAT "TAT1" SINGLE-BOWL LAUNDRY TUB WITH LEGS, HEAVY-DUTY POLYETHYLENE. A1 CHROME-PLATED FAUCET W/ 4" CENTERSET AND 4" BLADE HANDLES. KEENEY 17 GAUGE CAST BRASS P-TRAP WITH CLEANOUT, 1/2" X 3/8" ANGLE STOPS & SUPPLIES.



TO (3) CUSTOMER HAND PREP STATIONS, REFER TO CIVIL FOR CONTINUATION. PROVIDE 1" STUB-UP W/ MANUAL BALL VALVE AT EACH STATION.

**CARWASH EQUIPMENT NOTE:**  
REFER TO SONNY'S CARWASH EQUIPMENT DRAWINGS ENTITLED "19581-D9-CALIBER LAKE WALES" DATED 09-25-19 (REVISED 03-06-20) FOR ALL EQUIPMENT PLUMBING CONNECTIONS AND PROCESS PIPING (TYP.). PIPING RUNS NOT SHOWN ON THIS DRAWING, SUCH AS (BUT NOT LIMITED TO) R.O. WATER, REJECT WATER, SOFT WATER, RECLAIM WATER, CHEMICAL DISTRIBUTION, AND PNEUMATIC SHALL BE INSTALLED PER THE SONNY'S DRAWINGS.



## 1 PLUMBING PLAN - DOMESTIC WATER PIPING

P1.0 1/4" = 1'-0"

**PLUMBING FIXTURE NOTES:**

1. ALL FAUCETS, DRAINS, TRIM, AND FIXTURE ACCESSORIES SHALL HAVE A POLISHED CHROME FINISH UNLESS OTHERWISE INDICATED.
2. ALL FIXTURES SHALL BE COMPLETE WITH FAUCETS, DRAINS, P-TRAPS, STOP VALVES, AND SUPPLY LINES.
3. ALL FIXTURES SHALL BE WHITE UNLESS OTHERWISE INDICATED.
4. ALL TOILETS SHALL BE 12" ROUGH-IN.
5. CONTRACTOR SHALL PROVIDE ALL PIPING, VALVES, FITTINGS, ETC. AS NECESSARY FOR COMPLETE AND OPERATIONAL USE OF ALL FIXTURES.
6. ALL PLUMBING PIPES SHALL BE INSULATED WITH 3/4" ARMAFLEX PIPE INSULATION.
7. ALL ADA LAVATORY TRIM SHALL BE INSULATED WITH 1/2" ARMAFLEX PIPE INSULATION AND WRAPPED WITH PRE-FORMED PVC JACKET KITS.

**PLUMBING LEGEND**

---	COLD WATER PIPING
---	HOT WATER PIPING
---	RECLAIM WATER PIPING (OVERHEAD)
---	RECLAIM WATER PIPING (BELOW GRADE)
---	WASTE PIPING
---	VENT PIPING
V.T.R.	VENT THRU ROOF
C.O.	CLEAN OUT

**PLUMBING KEY NOTES (THIS SHEET ONLY)**

- 1 1-1/2" COLD WATER LINE DOWN
- 2 1" COLD WATER LINE DOWN
- 3 3/4" COLD WATER DOWN
- 4 3/4" HOT WATER DOWN
- 5 1/2" COLD WATER DOWN
- 6 1/2" HOT WATER DOWN
- 7 2" COLD WATER UP
- 8 PROVIDE PRESSURE GAUGE AND MANUAL GATE VALVE AT WATER SERVICE ENTRY AT INTERIOR OF EQUIPMENT ROOM. REFER TO SERVICE ENTRANCE DETAIL ON SHEET P0.1.
- 9 HOSE CONNECTIONS, COORD. W/ EQUIP VENDOR FOR DETAILED INFO. AND INSTALLATION REQUIREMENTS (TYP.)
- 10 HIGH PRESSURE WATER LINE FROM BOOSTER PUMP (47-B)
- 11 SHUT OFF VALVE ON WATER SUPPLY PIPE TO EACH SILLCOCK PER FBC-P, 6TH (2017) EDITION, CHAPTER 6, SECTION 606.2.

**GENERAL NOTES:**

1. REFER TO SHEET A1.1.1 FOR EQUIPMENT SCHEDULE.
2. REFER TO SHEET P0.1 FOR PLUMBING NOTES AND PLUMBING FIXTURE SCHEDULE.
3. REFER TO SHEET P0.1 FOR PLUMBING DETAILS.
4. COORDINATE ALL EQUIPMENT REQUIREMENTS AND INSTALLATION WITH SONNY'S EQUIPMENT VENDOR AND SHOP DRAWINGS.
5. PIPING RUNS INDICATED ARE DIAGRAMMATIC ONLY, INTENDED TO SHOW CONNECTIVITY BETWEEN EQUIPMENT, FIXTURES, AND OTHER PLUMBING COMPONENTS. CONTRACTOR SHALL COORDINATE INSTALLATION AND ACTUAL ROUTING OF ALL PIPING WITH EQUIPMENT REQUIREMENTS AND SONNY'S EQUIPMENT VENDOR SHOP DRAWINGS. CONTRACTOR SHALL COORDINATE ALL PIPING INSTALLATION WITH UTILITIES, ELECTRICAL, MECHANICAL, BUILDING FOUNDATIONS, ETC.
6. ALL PIPING WITHIN WALL TUNNEL TO BE ROUTED WITHIN CMU WALLS.
7. ALL ITEMS MOUNTED TO THE EXTERIOR OF THE BUILDING SHALL HAVE ALL PIPE AND FASTENER PENETRATIONS SEALED WITH COMMERCIAL GRADE SILICONE SEALANT.


CALIBER CAPITAL CARWASH  
LAKE WALES, FLORIDA

PLUMBING PLAN - DOMESTIC WATER PIPING

**CONN + ARCHITECTS**  
1960-C Buford Boulevard Tallahassee, Florida 32308 | 850-878-9784  
www.CONNarchitects.com | Lic. No. AA-C011662

DATE	APR. 27, 2020
DRAWN BY	SAM
REVISIONS	
SHEET NO.	19-249-1
DATE	
SHEET NUMBER	P1.0

100% CONSTRUCTION DOCUMENTS



CONTRACTOR SHALL VERIFY ALL DIMENSIONS, CONDITIONS, AND REQUIREMENTS OF ALL EQUIPMENT AND MATERIALS PRIOR TO INSTALLATION. CONTRACTOR SHALL BE RESPONSIBLE FOR OBTAINING ALL NECESSARY PERMITS AND APPROVALS. CONTRACTOR SHALL MAINTAIN ACCESS TO ALL UTILITIES AND STRUCTURES AT ALL TIMES. CONTRACTOR SHALL BE RESPONSIBLE FOR PROTECTING ALL EXISTING UTILITIES AND STRUCTURES. CONTRACTOR SHALL BE RESPONSIBLE FOR OBTAINING ALL NECESSARY PERMITS AND APPROVALS. CONTRACTOR SHALL MAINTAIN ACCESS TO ALL UTILITIES AND STRUCTURES AT ALL TIMES. CONTRACTOR SHALL BE RESPONSIBLE FOR PROTECTING ALL EXISTING UTILITIES AND STRUCTURES.