

NOT FOR CONSTRUCTION

COPYRIGHT
THESE PLANS ARE AN INSTRUMENT OF SERVICE AND ARE THE PROPERTY OF GALLOWAY, AND MAY NOT BE REPRODUCED, COPIED, OR REPRODUCED WITHOUT THE WRITTEN CONSENT OF GALLOWAY. COPYRIGHTS AND INFRINGEMENTS WILL BE ENFORCED AND PROSECUTED.

Public Storage

PUBLIC STORAGE
SEMINOLE COUNTY, FL
PS#28091
2431 S. Orange Blossom Trail
Apopka, FL








#	Date	Issue/Description
1	03/02/2020	PERMIT SUBMITTAL
1	04/24/2020	2ND PERMIT SUBMITTAL

Project No: PS000991
Drawn By: KN
Checked By: KKS

REFLECTED CEILING PLAN

A5.01

RCP LEGEND:

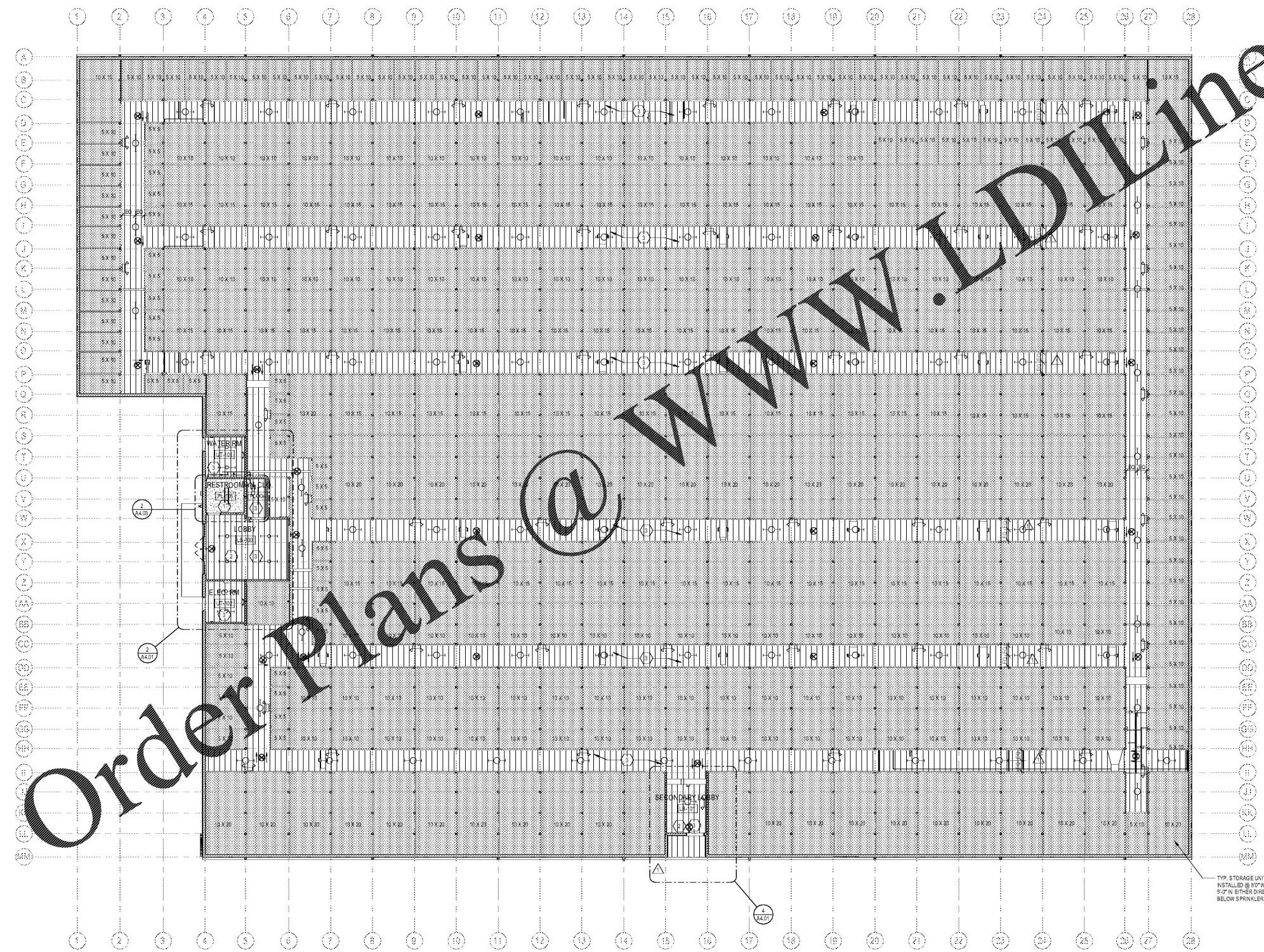
-  INSULATION, WHITE VINYL FACED
-  METAL WIRE MESH - CEILING
-  GYP BD - CEILING
-  EXIT LIGHT WITH BACK UP BATTERY
-  EMERGENCY BATTERY LIGHT
-  SURFACE MOUNTED WALL FIXTURE
-  4x14 LED STRIP LIGHT FIXTURE REF ELECTRICAL FOR TYPE

REFLECTED CEILING PLAN NOTES:

1. REFER TO MECHANICAL DRAWINGS FOR HVAC PLAN, SECTIONS, DUCT SIZES, SUPPLY AND RETURN AIR GRILLE SIZES
2. REFER TO ELECTRICAL DRAWINGS FOR LIGHTING LAYOUT, REQUIREMENTS, AND ADDITIONAL FIXTURE INFORMATION
3. DIMENSIONS ARE TAKEN FROM FACE OF FINISH MATERIAL
4. FOR EXACT EXTERIOR LIGHT LOCATIONS SEE EXTERIOR ELEVATIONS
5. LIGHT FIXTURES IN SUSPENDED CEILING SYSTEM SHALL BE FASTENED TO METAL GRID SYSTEM WITH (1) 1/8" BLIND RIVET AT EACH CORNER. EACH CORNER OF THE LIGHT SHALL BE SUPPORTED FROM THE ROOF STRUCTURE WITH #12 GALVANIZED ANNEALED WIRE.
6. SUPPLY AND RETURN DIFFUSERS IN SUSPENDED CEILINGS SHALL HAVE STRAPS AT OPPOSITE SIDES. THESE MAY BE BLACK.
7. COORDINATE LIGHT FIXTURE PLACEMENT WITH MECHANICAL AND STRUCTURAL DRAWINGS
8. COORDINATE LIGHT FIXTURE PLACEMENT WITH OVERHEAD DOORS TO ENSURE THAT LIGHTS ARE NOT BLOCKED BY DOORS IN THE OPEN POSITION.

CEILING KEY NOTES:

- 1 GYP. BD. CEILING
- 2 FIRE SPRINKLER MAIN LINES ARE NOT TO BE DESIGNED/INSTALLED WITH LOBBY AREAS. INCLUDE MINIMUM REQUIRED SPRINKLER HEADS ONLY.
- 3 EXPOSED INSULATION, WHITE VINYL FACES



1 REFLECTED CEILING PLAN
SCALE: 3/32" = 1'-0"



TYP. STORAGE UNIT: MESH CEILING
INSTALLED @ 8" WITH SUPPORT
5'-0" IN EITHER DIRECTION (18"
BELOW SPRINKLER GRID MIN.)