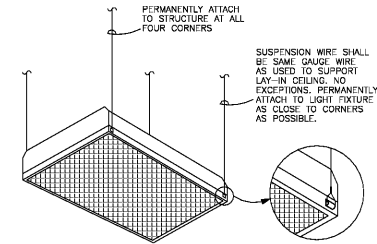


LATHAN ASSOCIATES ARCHITECTS, P.C.
300 SHAW PARK SOUTH, SUITE 200
HOUSTON, ALABAMA 35244
PH: 205-988-9112 / FX: 205-988-9188



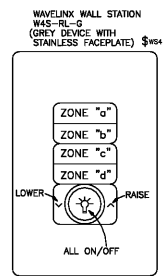
DETAIL - LIGHT FIXTURE SUPPORT
N.T.S.

ALL NEW "A, B, AND C" FIXTURES HAVE BUILT-IN MOTION SENSORS. THESE SENSORS ARE TO BE PROGRAMMED SO THAT IF ANY SENSOR IS ACTIVATED, THEN ALL LIGHTS IN THE ROOM SHALL AUTOMATICALLY SHUT OFF. THESE LIGHTS WILL ALL BE CONNECTED TO CONTROL ONLY THE LIGHTS IN THE ROOM WHERE LIGHTS AND SWITCHES ARE SHOWN. THIS IS ACHIEVED FROM PROGRAMMING AT WAC. (TYPICAL OF ALL WS, WSS, WSA)

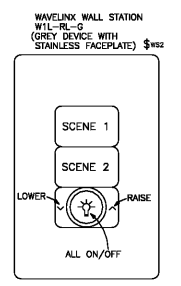
WIRELESS AREA CONTROL (WAC) PROGRAM

#	PANEL	CIRCUIT	PROGRAM MODE
1	LPA	1	SWEEP OFF AT MIDNIGHT
2	LPA	2	SWEEP OFF AT MIDNIGHT
3	LPA	3	SWEEP OFF AT MIDNIGHT
4	LPA	4	SWEEP OFF AT MIDNIGHT
5	LPA	5	SWEEP OFF AT MIDNIGHT
6	LPA	6	SWEEP OFF AT MIDNIGHT
7	LPA	7	SWEEP OFF AT MIDNIGHT
8	LPA	8	SWEEP OFF AT MIDNIGHT
9	LPA	9	SWEEP OFF AT MIDNIGHT
10	LPA	10	SWEEP OFF AT MIDNIGHT
11	LPA	11	SWEEP OFF AT MIDNIGHT
12	LPA	12	SWEEP OFF AT MIDNIGHT
13	LPA	13	SWEEP OFF AT MIDNIGHT
14	LPA	14	SWEEP OFF AT MIDNIGHT
15	LPA	15	SWEEP OFF AT MIDNIGHT
16	LPA	16	SWEEP OFF AT MIDNIGHT
17	LPA	17	SWEEP OFF AT MIDNIGHT
18	LPA	18	SWEEP OFF AT MIDNIGHT
19	LPA	19	SWEEP OFF AT MIDNIGHT
20	LPA	20	SWEEP OFF AT MIDNIGHT
21	LPA	21	SWEEP OFF AT MIDNIGHT
22	LPA	22	SWEEP OFF AT MIDNIGHT
23	LPA	23	SWEEP OFF AT MIDNIGHT
24	LPA	24	SWEEP OFF AT MIDNIGHT
25	LPA	25	SWEEP OFF AT MIDNIGHT
26	LPA	26	SWEEP OFF AT MIDNIGHT
27	LPA	27	SWEEP OFF AT MIDNIGHT
28	LPA	28	SWEEP OFF AT MIDNIGHT
29	LPA	29	SWEEP OFF AT MIDNIGHT
30	LPA	30	SWEEP OFF AT MIDNIGHT
31	LPA	31	SWEEP OFF AT MIDNIGHT
32	LPA	32	SWEEP OFF AT MIDNIGHT

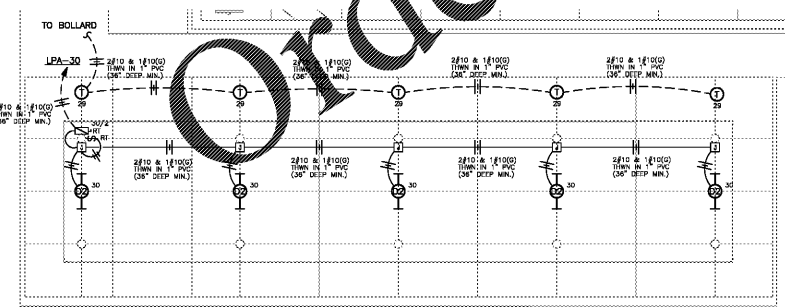
SITE VISIT NOTE:
CONTRACTOR SHALL INCLUDE IN BID PRICE A TOTAL OF (3) SITE VISITS FROM FACTORY TRAINED REPRESENTATIVE FOR LIGHTING CONTROL SYSTEM INSTALLATION, PROGRAMMING, AND TRAINING.



DETAIL - WALL STATION
N.T.S.



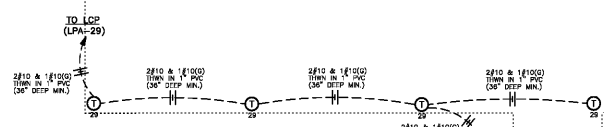
DETAIL - WALL STATION
N.T.S.



PAVILION PLAN - LIGHTING
SCALE: 1/8" = 1'-0"

CONTRACTOR SHALL PROGRAM ROOM SO THAT THERE ARE 4 ZONES OF LIGHT FIXTURES - ZONES "a,b,c,d". CONTRACTOR SHALL PROGRAM NEW WALL STATION FOR THESE EXACT BUTTONS. NEW WALL STATION ALSO WILL HAVE DIMMER FUNCTION FOR "RAISE" AND "LOWER" AND ALSO HAVE A MASTER "ALL ON" AND "ALL OFF" FEATURE.

ALL EMERGENCY EGRESS LIGHTING SHOWN IN STORM SHELTER AREA IS SERVED FROM EMERGENCY BATTERY PACKS RATED TO RUN FOR 3 HOURS.



FLOOR PLAN - LIGHTING
SCALE: 1/8" = 1'-0"

NOTES:
1. ALL WIRING SHOWN FEEDING EXTERIOR FIXTURES SHALL BE #10 THIN.



Order Plans

www.pdfline.com

NEW LIBRARY FOR THE CITY OF OPELIKA
GLENN STREET
OPELIKA, ALABAMA 36801



SHEET TITLE:
FLOOR PLAN - LIGHTING

PROJ. MGR.: LANCE JUNKIN
DRAWN: SEC
DATE: JUNE 1, 2020
REVISIONS:

JOB NO. **19-32**
SHEET NO.:

E3.1
3 OF 7
SEQUENCE NO.:
86/90

STEWART ENGINEERING ELECTRICAL CONSULTANTS

P.O. Box 2233 (36202)
300 East 7th Street (36207)
Ardmore, Alabama
Phone: 256/237-0891
Fax No.: 256/237-1077
Email: services@stewartengineering.org

Engineer: J. Lance Junkin, P.E. Alabama Reg. 14817
Project Number: 19122

