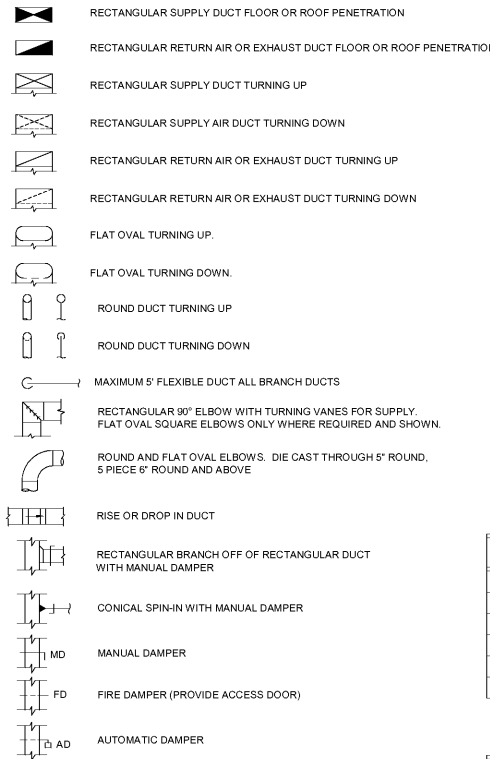
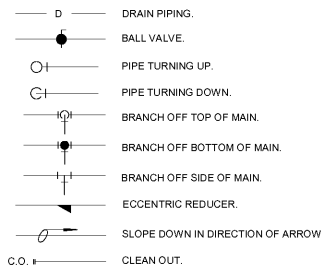


DUCTWORK LEGEND

Table with columns for symbol (CFM S, R, E, T, SR, W X H) and description (SUPPLY DIFFUSER, RETURN GRILLE, EXHAUST GRILLE, TRANSFER AIR GRILLE, SIDEWALL REGISTER, ROUND DUCT SYMBOL, RECTANGULAR DUCT).



PIPING LEGEND



CEILING SUPPLY DIFFUSER SCHEDULE

Table with columns for CFM and RUN-OUT SIZE (0-100 to 751-1000) for ceiling supply diffusers.

COORDINATE LOCATIONS WITH LIGHTING DO NOT SCALE FROM MECH. DRAWINGS

CEILING RETURN, EXHAUST AND TRANSFER AIR GRILLE SCHEDULE

Table with columns for CFM and NECK SIZE (0-100 to 1501-2000) for ceiling return, exhaust, and transfer air grilles.

COORDINATE LOCATIONS WITH LIGHTING DO NOT SCALE FROM MECH. DRAWINGS

AIR DEVICE LEGEND table with columns for MARK, DESCRIPTION, and MODEL. Includes items like SR, WRRWER, WRGWEG, LSD(X), and ASD(X,Y).

AIR PURIFICATION SCHEDULE table with columns for FLOW, GPS MODEL, GPS QUANTITY, MIN NEEDLE SPACING, VOLTAGE, WATTS, MOUNTING LOCATION, and MIN ION DENSITY.

AIR PURIFICATION SCHEDULE table with columns for FLOW, GPS MODEL, GPS QUANTITY, MIN NEEDLE SPACING, VOLTAGE, WATTS, MOUNTING LOCATION, and MIN ION DENSITY.

* PROVIDE FOR ALL INDOOR VRF UNITS.

PACKAGED UNITS

Table with columns for MARK, TYPE, SUPPLY FAN, DX GROSS COOLING CAPACITY, AUXILIARY ELEC. HEAT, HEAT PUMP HEAT CAP., ELECTRICAL, EER, WEIGHT, ACCESSORIES, and EQUAL TO.

- TYPE and NOTES sections for packaged units, including details on cooling capacity, UL listing, and HP heating capacity.

- ACCESSORIES section for packaged units, listing items like anti-short cycle timer, louvers, roof curb, and dampers.

100% ENERGY RECOVERY UNITS

Table with columns for MARK, SUPPLY FAN, EXHAUST FAN, DX COOLING COIL, ELECTRIC HEATING, WHEEL SUMMER/WINTER, ELECTRICAL, EER, MAX. OPERATING WEIGHT, and BASIS OF DESIGN.

- NOTES and ACCESSORIES sections for 100% energy recovery units, detailing microprocessor controllers, fan types, and various dampers.

INDOOR HEAT PUMPS (MINI-SPLIT)

Table with columns for MARK, SERVES, TYPE, TOTAL CFM, COOLING CAP, HEATING CAP, UNIT DIMENSIONS, ELECTRICAL, EQUAL TO, WEIGHT, and ACCESSORIES.

- TYPE, NOTES, and ACCESSORIES sections for indoor heat pumps, including wall mount, ceiling cassette, and condenser lift mechanism details.

OUTDOOR HEAT PUMPS (MINI-SPLIT)

Table with columns for MARK, TYPE, TOT. ARI COOLING CAP., HEATING CAP., ELECTRICAL, WEIGHT, SEER, and EQUAL TO.

- TYPE, NOTES, and ACCESSORIES sections for outdoor heat pumps, focusing on refrigerant piping and access ports.

ELECTRIC HUMIDIFIERS

Table with columns for MARK, SERVES, LB/HR, KW, V/PHZ, and DESIGN BASIS.

- NOTES section for electric humidifiers, detailing microprocessor controlled, roof mounted steam humidifiers.


Large diagonal watermark text: 'Order Placements'.

Large diagonal watermark text: 'WWW.LDOnline.com'.

EDMONDS logo and address: 2 Riverside Office Plaza, Suite 201, Hoover, AL 35244.

LATHAN ASSOCIATES ARCHITECTS, P.C. logo and address: 300 CHASE PARK SOUTH, SUITE 200, HOOPER, ALABAMA 35044.

NEW LIBRARY FOR THE CITY OF OPELIKA, GLENN STREET, OPELIKA, ALABAMA 36801



SHEET TITLE: LEGENDS AND SCHEDULES

PROJECT INFORMATION table with fields for PROJ.MGR., DRAWN, DATE, and REVISIONS.

SHEET INFORMATION table with fields for JOB NO. (19-32), SHEET NO. (M0.01), and SEQUENCE NO. (67 / 90).

