

NEW PUBLIC LIBRARY FOR THE CITY OF OPELIKA

LATHAN ASSOCIATES
ARCHITECTS, P.C.
300 CHASE PARK SOUTH
SUITE 202 HOOPER, ALABAMA 35244
PH 205-988-9112 FAX 205-988-9186

OPELIKA CITY COUNCIL:

EDDIE SMITH
PATRICIA JONES
TIFFANY GIBSON-PITTS
DOZIER SMITH T
DAVID CANON

PRESIDENT
PRESIDENT PRO-TEM
MEMBER
MEMBER
MEMBER

GARY FULLER
JOEY MOTLEY

MAYOR
CITY ADMINISTRATOR

OWNER:
THE CITY OF OPELIKA
204 SOUTH 7TH STREET
OPELIKA, ALABAMA 36801

CIVIL ENGINEERS:
LBYD INC.
880 MONTCLAIR ROAD, SUITE 600
BIRMINGHAM, AL 35213
205-251-4500
CONTACT: CHRIS HARKINS, P.E. (CIVIL)

ARCHITECT:
LATHAN ASSOCIATES ARCHITECTS, P.C.
300 CHASE PARK SOUTH, SUITE 200
HOOPER, ALABAMA 35244
PHONE: 205.988.9112
CONTACT: SHAWN CALMA, AIA

STRUCTURAL ENGINEERS:
LBYD INC.
1100 SOUTH COLLEGE STREET, SUITE 100
AUBURN, AL 36832
334-246-0155
CONTACT: BRAD HARRISON, P.E. (STRUCTURAL)
ADAM CARROLL, P.E. (STRUCTURAL)

MECHANICAL AND PLUMBING ENGINEERS:
EDMONDS ENGINEERING INC.
2 RIVERCHASE OFFICE PLAZA, SUITE 205
HOOPER, ALABAMA 35244
205-988-2069
CONTACT: ADAM CONE, P.E. (MECHANICAL)
SCOTT CARLISLE, P.E. (PLUMBING)

ELECTRICAL ENGINEER:
STEWART ENGINEERING
P.O. BOX 2233
ANNISTON, ALABAMA 36202
256-237-0891
CONTACT: SHAWN CRAWFORD

CONSTRUCTION MANAGER:
ROBINS AND MORTON
400 SHADES CREEK PARKWAY
BIRMINGHAM, AL 35209
WILLIAM BYRD, ESTIMATOR
RICHARD NELSON, PROJECT MANAGER

DRAWING INDEX

01/90 A0.0 - TITLE AND INDEX

CIVIL

02/90 C1.0 - CIVIL NOTES
03/90 C2.0 - DEMOLITION PLAN
04/90 C3.0 - SITE LAYOUT PLAN
05/90 C3.1 - COORDINATE PLAN
06/90 C4.0 - GRADING PLAN
07/90 C5.0 - DRAINAGE PLAN
08/90 C6.0 - UTILITY PLAN
09/90 C7.0 - EROSION CONTROL PLAN
10/90 C8.0 - CIVIL DETAILS
11/90 C8.1 - CIVIL DETAILS
12/90 C8.2 - EROSION CONTROL DETAILS

ARCHITECTURAL

13/90 A1.1 - ARCHITECTURAL SITE PLAN
14/90 A1.2.1 - LIFE SAFETY PLAN
15/90 A1.2.2 - TORNADO SHELTER PLAN
16/90 A1.3.1 - ROOF PLAN
17/90 A1.3.2 - ROOF DETAILS
18/90 A1.3.3 - ROOF DETAILS
19/90 A1.3.4 - ROOF DETAILS
20/90 A2.1 - FLOOR PLAN
21/90 A2.2 - CLERESTORY PLAN
22/90 A2.3 - FURNITURE AND SHELVING FLOOR PLAN
23/90 A2.4 - DOOR AND STOREFRONT SCHEDULES
24/90 A2.5 - STOREFRONT SCHEDULE
25/90 A2.6 - STOREFRONT SCHEDULE, DOOR AND STOREFRONT DETAILS
26/90 A2.7 - STOREFRONT DETAILS
27/90 A2.8 - PAVILION AND MONUMENT SIGN ENLARGED PLAN, ELEVATIONS, AND SECTIONS
28/90 A2.9 - TRASH CAN ENCLOSURE
29/90 A3.1.1 - EXTERIOR ELEVATIONS
30/90 A3.2.1 - BUILDING SECTIONS
31/90 A3.2.2 - BUILDING SECTIONS
32/90 A3.2.3 - BUILDING SECTIONS
33/90 A3.3.1 - WALL SECTIONS
34/90 A3.3.2 - WALL SECTIONS
35/90 A3.3.3 - WALL SECTIONS
36/90 A3.3.4 - WALL SECTIONS
37/90 A3.3.5 - WALL SECTIONS
38/90 A3.3.6 - WALL SECTIONS
39/90 A3.4.1 - PLAN DETAILS
40/90 A3.4.2 - PLAN DETAILS
41/90 A4.1 - TOILET PLANS, ELEVATIONS, AND DETAILS
42/90 A5.1 - INTERIOR ELEVATIONS
43/90 A5.2 - MILLWORK FLOOR PLAN, ELEVATIONS, SECTIONS, AND DETAILS
44/90 A5.3 - MILLWORK DETAILS
45/90 A6.1 - REFLECTED CEILING PLAN
46/90 A6.2 - REFLECTED CEILING PLAN - UPPER CEILING
47/90 A6.3 - REFLECTED CEILING PLAN - CLERESTORY
48/90 A8.1 - FINISH FLOOR PLAN AND FINISH SCHEDULE

STRUCTURAL

49/90 S0.0 - COVER SHEET
50/90 S0.1 - GENERAL NOTES
51/90 S0.2 - GENERAL NOTES (CONTINUED)
52/90 S0.3 - ABBREVIATIONS AND SYMBOL LEGEND
53/90 S0.4 - SPECIAL INSPECTIONS
54/90 S0.5 - COMPONENTS AND CLADDING
55/90 S1.1 - TYPICAL DETAILS
56/90 S1.2 - TYPICAL DETAILS
57/90 S1.3 - TYPICAL DETAILS
58/90 S1.4 - TYPICAL DETAILS
59/90 S2.1 - FOUNDATION PLAN
60/90 S2.2 - ROOF FRAMING PLAN
61/90 S2.3 - HIGH ROOF FRAMING PLAN
62/90 S2.4 - PAVILION ROOF FRAMING PLAN AND DETAILS
63/90 S3.1 - SECTIONS
64/90 S3.2 - SECTIONS
65/90 S3.3 - SECTIONS
66/90 S4.1 - ELEVATIONS

MECHANICAL

67/90 M0.01 - LEGENDS AND SCHEDULES
68/90 M0.02 - SCHEDULES
69/90 M0.03 - DETAILS
70/90 M0.04 - DETAILS
71/90 M0.05 - CONTROLS
72/90 M0.06 - OSA CALCULATIONS
73/90 M1.1 - HVAC - FLOOR PLAN
74/90 M1.2 - HVAC - ROOF PLAN
75/90 M2.1 - PIPING - FLOOR PLAN

FIRE PROTECTION

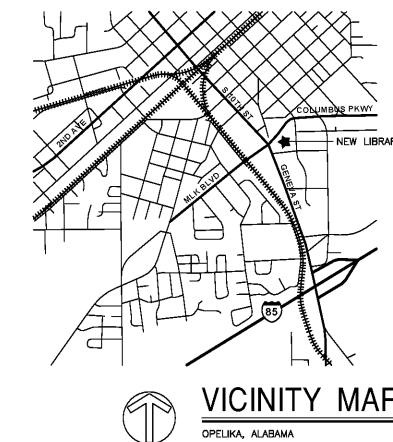
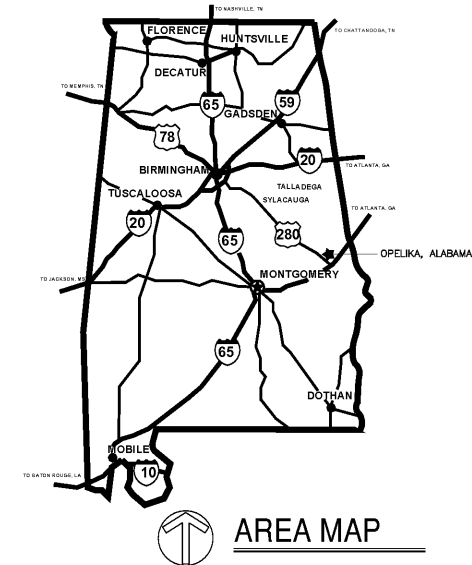
76/90 FP0.1 - FIRE PROTECTION - SCHEDULES, NOTES, DETAILS
77/90 FP1.1 - FIRE PROTECTION - FLOOR PLAN

PLUMBING


78/90 P0.1 - PLUMBING - SCHEDULES, NOTES, AND DETAILS
79/90 P0.2 - PLUMBING - ENLARGED SHELTER PLANS
80/90 P0.3 - PLUMBING - SANITARY RISERS
81/90 P1.1 - NON PRESSURE - FLOOR PLAN
82/90 P1.2 - PLUMBING - ROOF PLAN
83/90 P2.1 - PRESSURE - FLOOR PLAN

ELECTRICAL

84/90 E1.1 - SCHEDULES, SYMBOLS, AND NOTES
85/90 E2.1 - SITE PLAN AND SINGLE LINE DIAGRAM
86/90 E3.1 - FLOOR PLAN - LIGHTING
87/90 E4.1 - FLOOR PLAN - POWER
88/01 E4.2 - ROOF PLAN - POWER
89/90 E5.1 - FLOOR PLAN - AUXILIARIES
90/90 E5.2 - FLOOR PLAN - AV SYSTEMS



NEW PUBLIC LIBRARY
FOR THE CITY OF OPELIKA
GLENN STREET
OPELIKA, ALABAMA 36801



SHEET TITLE:
TITLE AND INDEX

PROJ. MGR.: S. CALMA
DRAWN: L. FILES
DATE: JUNE 01, 2020
CHECKED BY:
REVISIONS:

JOB NO. 19-32

SHEET NO:
A0.0
1 OF 37
SEQUENCE NO:
1 / 90

