

APPROACH "A"
Latch side approach,
Federal Register Vol. 56, No. 144
Pg. 38, Figure C (opposite hand)

APPROACH "B"
Front approach,
Federal Register Vol. 56, No. 144
Pg. 38, Figure A (opposite hand)

APPROACH "C"
Latch side approach,
Federal Register Vol. 56, No. 144
Pg. 38, Figure C

APPROACH "D"
Hinge side approach,
Federal Register Vol. 56, No. 144
Pg. 38, Figure B

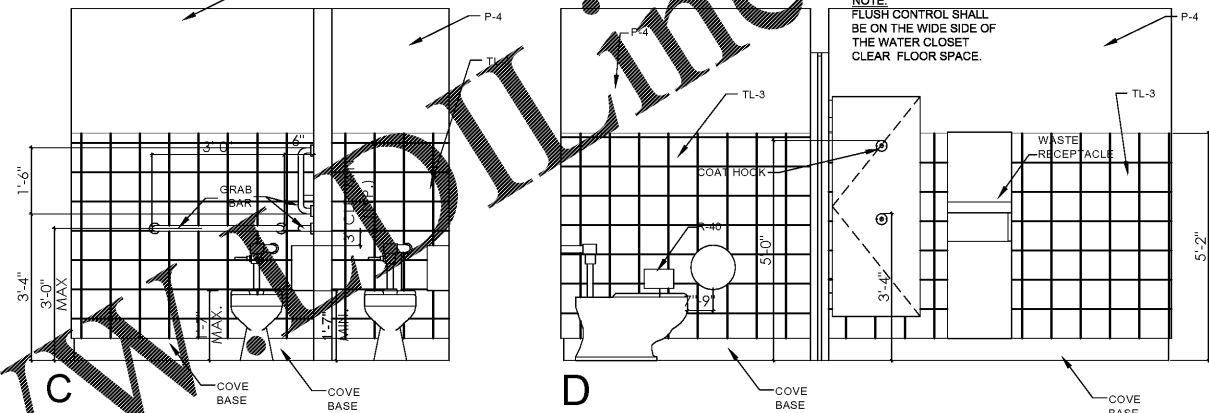
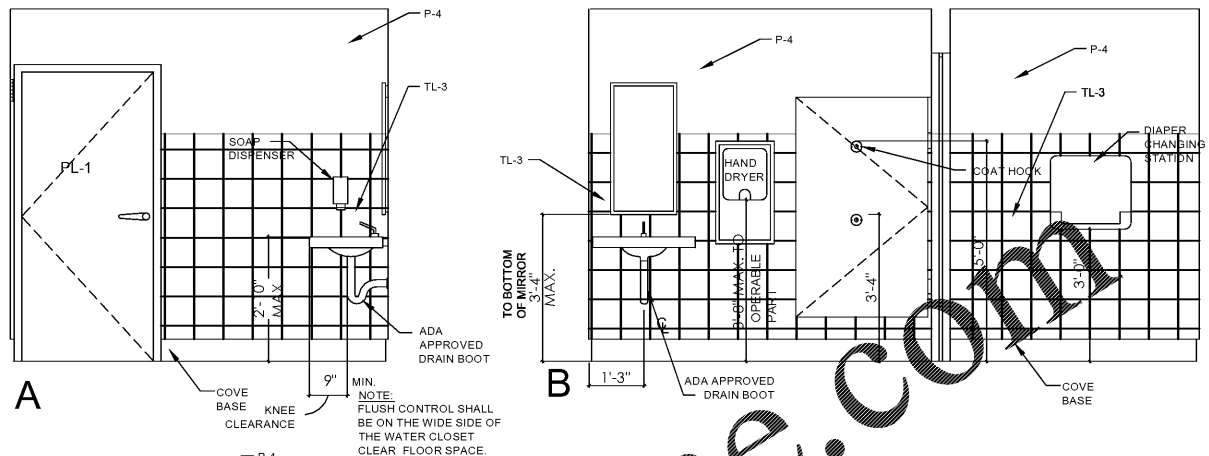
FIXTURE CLEARANCE @ SINK
30" X 48"
Federal Register Vol. 56, No. 144
Pg. 44, Figure 32

FIXTURE CLEARANCE @ URINAL
30" X 48"
Federal Register Vol. 56, No. 144
Pg. 44, Section 4.18

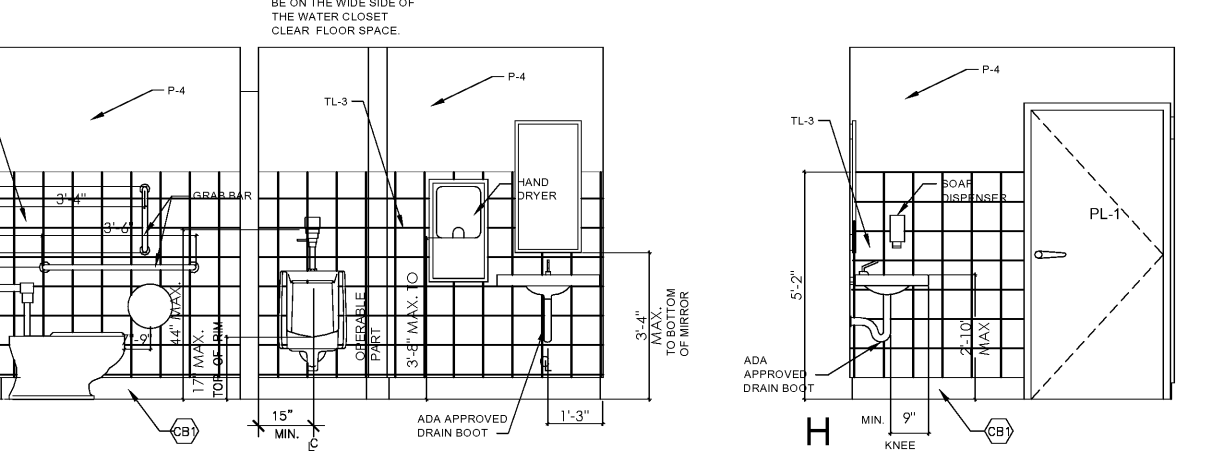
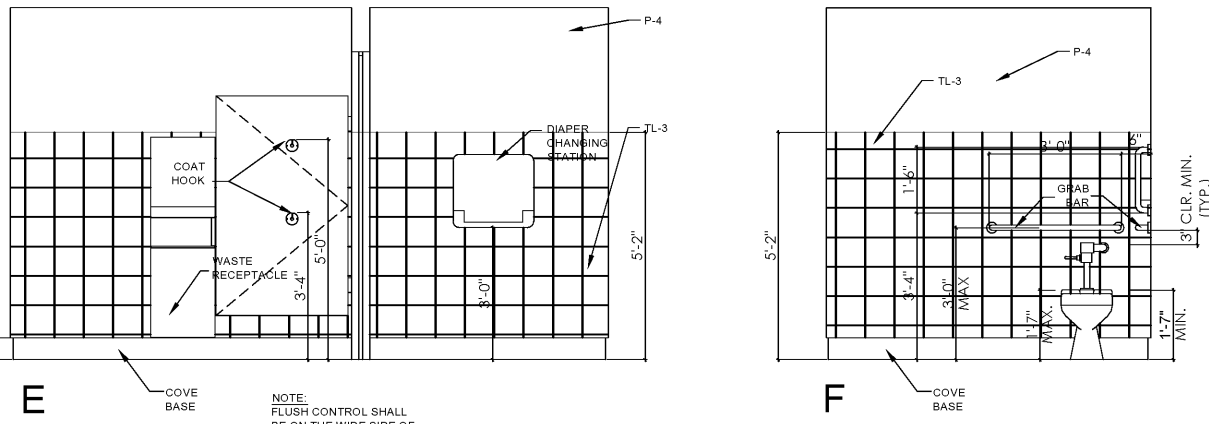
FIXTURE CLEARANCE @ TOILET
48" X 56" (36" MIN. @ REAR WALL)
Federal Register Vol. 56, No. 144 Pg. 42, Figure 28

WALL TILE IN RESTROOM

(1) BASE TILE:	COVE BASE BUSINESS SLATE 8X8 OR SCHLUTER COVE	FROM 0'-0" AFF TO 0'-6" A.F.F.
(2) FIELD TILE:	TL-3 BUSINESS SLATE 8X8	FROM 0'-6" AFF TO 4'-8" AFF
(3) PAINT:	P-4 SW OC-669	FROM 4'-8" AFF TO 8'-0" AFF



ELEVATIONS @ WOMEN'S RESTROOM



ELEVATIONS @ MEN'S RESTROOM

RESTROOM ACCESSORIES SCHEDULE

QUANTITY	ITEM
2	(R10) WALL MOUNTED MIRROR, CHANNEL FRAME 18"x36" - GAMCO C-18x36
2	(R20) SURFACE-MOUNTED DOOR BUMPER - BOBRICK B-6877
3	(R22) HEAVY-DUTY CLOTHES HOOK - BOBRICK B-2116
2	(R30) SOAP DISPENSER, SURFACE MOUNT - BOBRICK B-4112
3	(R40) ROLL TOILET TISSUE DISPENSER - BOBRICK B-2890
2	(R50) GRAB BAR, STRAIGHT, SNAP FLANGE, 36" - GAMCO 150-S x 60"
2	(R51) GRAB BAR, STRAIGHT, SNAP FLANGE, 42" - GAMCO 150-S x 42"
2	(R52) GRAB BAR, STRAIGHT, SNAP FLANGE, 18" - GAMCO 150-S x 18"
2	(R60) SANITARY NAPKIN DISPOSAL, SURFACE MOUNT - BOBRICK B-2116
2	(R70) ELECTRIC HAND DRYER, SURFACE MOUNT, SATIN CHROME - GAMCO GX16-C
2	(N80) BABY CHANGING STATION, SURFACE MOUNT, MALA KARE KB200-00
2	(N82) WALL MOUNT HAND SINK, STAINLESS STEEL INTERIORS, INC. R-2030
2	(N83) RECESSED ROLL TOILET DISPENSER AND WASTE RECEPTACLE, BOBRICK B-3961
2	(N83) RECESSED ELECTRIC HAND DRYER, BRUSHED STAINLESS STEEL - XLERATOR XL-SB
2	(N84) ADA COMPLIANT UNDER-LAVATORY PROTECTOR

ALL RESTROOM ACCESSORIES FURNISHED AND INSTALLED BY CONTRACTOR, EXCEPT SOAP DISPENSER.

- ACCESSIBILITY NOTES:**
- GRAB BARS REQUIRED FOR ACCESSIBILITY SHALL BE 1 25" x 1 50" IN DIAMETER WITH 1 5" CLEAR SPACE BETWEEN THE BAR AND THE WALL.
 - ACCESSIBLE WATER CLOSETS SHALL BE 17'-19" FROM FLOOR TO THE TOP OF THE SEAT. GRAB BARS SHALL BE 36" LONG MINIMUM WHEN LOCATED BEHIND WATER CLOSET AND 42" MINIMUM WHEN LOCATED ALONG SIDE OF WATER CLOSET, AND SHALL BE MOUNTED 33"-36" ABOVE THE FLOOR.
 - ACCESSIBLE URINALS SHALL BE STALL-TYPE OR WALL HUNG WITH ELONGATED RIMS AT A MAXIMUM OF 17" ABOVE THE FLOOR.
 - ACCESSIBLE LAVATORIES SHALL BE MOUNTED WITH THE RIM NO HIGHER THAN 34" ABOVE THE FLOOR AND A CLEARANCE OF AT LEAST 28" ABOVE THE FLOOR TO THE BOTTOM OF THE APRON.
 - ACCESSIBLE SINKS SHALL BE MOUNTED WITH THE RIM NO HIGHER THAN 34" ABOVE THE FLOOR AND A CLEARANCE OF AT LEAST 27" HIGH, 30" WIDE, AND 19" DEEP UNDERNEATH SINK. THE SINK DEPTH SHALL BE 6 5" MAXIMUM.
 - HOT WATER AND DRAIN PIPES UNDER ACCESSIBLE LAVATORIES AND SINKS SHALL BE INSULATED OR OTHERWISE CONFIGURED TO PROTECT AGAINST CONTACT. THERE SHALL BE NO SHARP OR ABRASIVE SURFACES UNDER.
 - ACCESSIBLE LAVATORIES AND SINKS. ACCESSIBLE LAVATORIES AND SINKS SHALL HAVE ACCESSIBLE FAUCETS (i.e. LEVER-OPERATED, PUSH-TYPE, ELECTRONICALLY CONTROLLED).
 - WHERE MIRRORS ARE PROVIDED IN RESTROOM, AT LEAST ONE SHALL BE PROVIDED WITH THE BOTTOM EDGE OF THE REFLECTIVE SURFACE NO HIGHER THAN 40" ABOVE THE FLOOR.
 - RECEPTACLES ON WALLS SHALL BE MOUNTED NO LESS THAN 15" ABOVE THE FLOOR. EXCEPTION: HEIGHT LIMITATIONS DO NOT APPLY WHERE THE USE OF SPECIAL EQUIPMENT DICTATES OTHERWISE OR WHERE ELECTRICAL RECEPTACLES ARE NOT NORMALLY INTENDED FOR USE BY BUILDING OCCUPANTS.
 - WHERE EMERGENCY WARNING SYSTEMS ARE PROVIDED, THEY SHALL INCLUDE BOTH AUDIBLE AND VISUAL ALARMS. THE VISUAL ALARMS SHALL BE LOCATED THROUGHOUT, INCLUDING RESTROOMS, AND PLACED 80" ABOVE THE FLOOR OR 6" BELOW CEILING, WHICHEVER IS LOWER.
 - DOORS TO ALL ACCESSIBLE SPACES SHALL HAVE ACCESSIBLE HARDWARE (i.e. LEVER-OPERATED, PUSH-TYPE, U-SHAPED) MOUNTED NO HIGHER THAN 48" ABOVE THE FLOOR.
 - FLOOR SURFACES SHALL BE STABLE, FIRM, AND SLIP-RESISTANT. CHANGES IN LEVEL BETWEEN 0 25" AND 0 5" SHALL BE BEVELED WITH A SLOPE NO GREATER THAN 1 2". CHANGES IN LEVEL GREATER THAN 0 5" REQUIRE RAMPS. CARPET PILE THICKNESS SHALL BE 0 5" MAX. GRATINGS IN FLOOR SHALL HAVE SPACES NO GREATER THAN 0 5" WIDE IN ONE DIRECTION. DOORWAY THRESHOLDS SHALL NOT EXCEED 0 5" IN HEIGHT.

1 ENLARGED RESTROOM PLAN
A15 1/2"=1'-0"

NOTE:
1. VERIFY ALL PAPER & SOAP PRODUCTS WITH VENDOR
2. THE G.C. SHALL VERIFY WITH THE OWNER THAT THE PAPER AND SOAP SUPPLIER IS AVAILABLE FOR ALL REPLENISHMENT PRIOR TO HEALTH INSPECTION

SPECIFICATIONS:
DIVISION 10: SPECIALTIES
SECTION 10A: TOILET ACCESSORIES
GENERAL PROVISIONS

- SCOPE: INSTALL TOILET WALL WHERE APPLICABLE, TOILET ACCESSORIES, AND RELATED HARDWARE AS SHOWN ON PLANS OR INSTALLATION DRAWINGS.
- SUBMISSIONS: PROVIDE INSTALLATION DRAWINGS TO OWNER REPRESENTATIVE SHOWING THE SIZE AND LOCATION OF EACH COMPONENT AND ROUGH OPENING SIZES AND MOUNTING HEIGHTS. LABEL ALL COMPONENTS TO CORRESPOND TO INSTRUCTIONS FOR EASE OF INSTALLATION.

MATERIALS

- DOORS FOR TOILET COMPARTMENTS WHERE APPLICABLE AND TOILET WALL SHALL BE 34" X 56" HIGH TOILET STALL DOORS WITH 57" HINGES #502 CATCH SLIDE SURFACE STRIKE #6140 FOR OUTSWINGING DOORS, AND #6280 SURFACE STRIKE FOR IN-SWINGING DOORS, COAT HOOK WITH RUBBER BUMPER AT 48" O.C.
- STALL DOOR HINGE JAMB: 1-1/4" X 1-1/4" X 8'-0" MILL FINISH ALUMINUM TUBE HINGE JAMB POST FOR TOILET STALL DOORS. PRE-DRILL FOR #12 SCREWS @ 8" O.C.
- PANELIZED TOILET COMPARTMENTS & DOORS (WHEN SHOWN) SHALL BE GLOBAL PARTITIONS PLASTIC LAMINATE FLOOR MOUNTED, OVERHEAD-BRACED TOILET WALLS AND/OR FLOOR MOUNTED, CEILING BRACED URINAL SCREEN WITH STAINLESS STEEL PILASTER SHOE COVERS. FINISH: HPL - WINDSWEEP BRONZE # 9292. DOORS TO HAVE COAT HOOK WITH RUBBER BUMPER.
- ACCESSORIES REFER TO DRAWINGS.

PERFORMANCE

- INSTALL ACCESSORIES, AND HARDWARE IN ACCORDANCE WITH MANUFACTURER'S RECOMMENDATIONS AND INSTALLATION DRAWINGS.

ACCESSIBILITY NOTES:
ADA/ANSI A117.1

Order Plans @

WWW.DIline.com

POPEYES
505 BLUE LAGOON DRIVE
WALTON, FLORIDA 32688

THESE DRAWINGS ARE THE PROPERTY OF ARCHITECTURE GROUP PC AND SHALL NOT BE USED OR REPRODUCED WITHOUT THE EXPRESS WRITTEN PERMISSION FROM THE OWNER.

SC 8570
NC 12340
VA 01922
VA 16097

Architrave Group PC
1575 Blue Lagoon Drive
Wilmington, NC 28403
Tel: 910.343.1000 Fax: 910.343.1001
Phone: (732) 212-0007 Fax: (732) 212-0099
10000 Old York Road, Suite 100
New York, NY 10020
10000 Old York Road, Suite 100
New York, NY 10020
10000 Old York Road, Suite 100
New York, NY 10020

ARCHITECTURE GROUP PC
1575 Blue Lagoon Drive
Wilmington, NC 28403
Tel: 910.343.1000 Fax: 910.343.1001
Phone: (732) 212-0007 Fax: (732) 212-0099
10000 Old York Road, Suite 100
New York, NY 10020
10000 Old York Road, Suite 100
New York, NY 10020
10000 Old York Road, Suite 100
New York, NY 10020

POPEYES
1702 RALEIGH ROAD PKY NW
WILSON, NORTH CAROLINA
LOUISIANA KITCHEN PLK DESIGN STANDARDS
83 SEATS / DUAL-LINE PRODUCTION/ PLK17171-DL

LOUISIANA KITCHEN

POPEYES

REVISIONS:

A15
ENLARGED RESTROOM PLAN & ELEVATION
DATE: 5/18/20
PROJECT NO: G20-05
CHECKED: JS