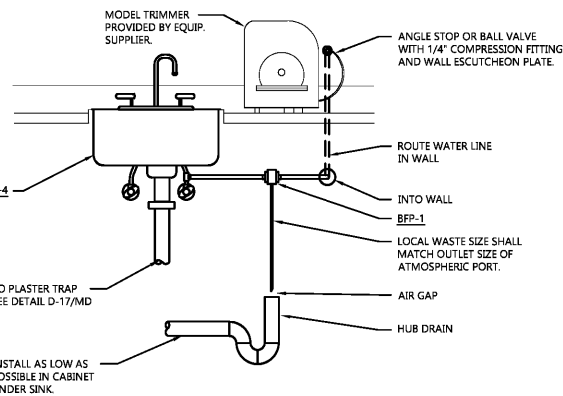


4 TRAP PRIMER-2 DETAIL  
P3.0 NO SCALE

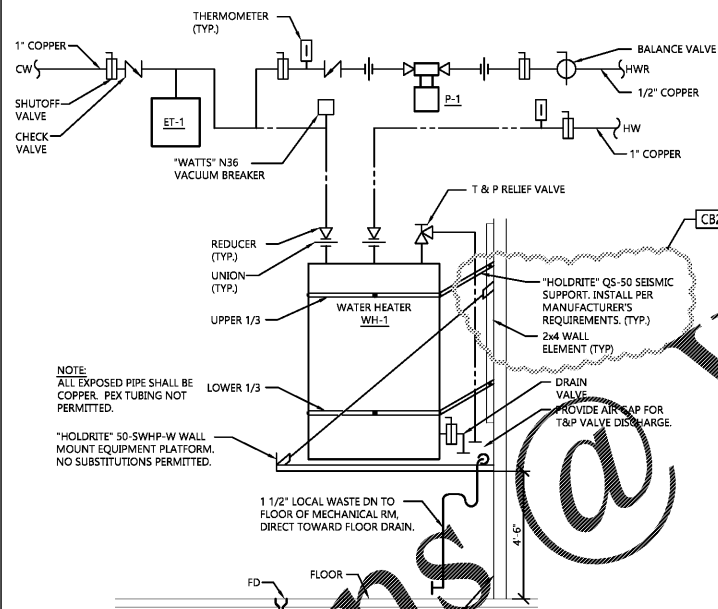
PIPE SIZE	STEEL			COPPER			PVC CPVC	PEX	MIN. ROD	
	WATER	VAPOR	NAT. GAS	WATER	VAPOR				METAL PIPE	PLASTIC PIPE
1/4"-1/2"	7'	8'	6'	5'	6'	4'	32"	3/8"	3/8"	
3/4"	7'	9'	8'	5'	7'	4'	32"	3/8"	3/8"	
1"	7'	9'	8'	6'	8'	4'	32"	3/8"	3/8"	
1 1/4"	7'	9'	10'	7'	9'	4'	32"	3/8"	3/8"	
1 1/2"	9'	12'	10'	8'	10'	4'	32"	3/8"	3/8"	
2"	10'	12'	10'	8'	11'	4'	-	3/8"	3/8"	
2 1/2"	11'	12'	10'	9'	12'	4'	-	3/8"	3/8"	
3"	12'	12'	10'	10'	12'	4'	-	3/8"	3/8"	
4"	12'	12'	10'	12'	12'	4'	-	3/8"	3/8"	
6"	12'	12'	10'	12'	12'	4'	-	3/8"	3/8"	
8"	12'	12'	-	-	-	4'	-	1/2"	3/8"	
10"	12'	12'	-	-	-	4'	-	1/2"	3/8"	
12"	12'	12'	-	-	-	4'	-	5/8"	3/8"	
14"	12'	12'	-	-	-	4'	-	5/8"	3/8"	
16"	12'	12'	-	-	-	4'	-	3/4"	3/8"	
MAX VERT. (1)	15'	15'	-	10'	10'	10'	10'	-	-	-

(1) SUPPORT AT MINIMUM EVERY FLOOR LEVEL OR SPACING LISTED.  
MSS = MANUFACTURER'S STANDARDIZATION SOCIETY  
- INSTALL ADDITIONAL HANGERS WITHIN 12" OF ELBOWS AND TEES AND AT CONCENTRATED LOADS, INCLUDING VALVES, FLANGES AND STRAINERS 2 1/2" AND LARGER.

3 PIPE SUPPORT SCHEDULE  
P3.0 NO SCALE

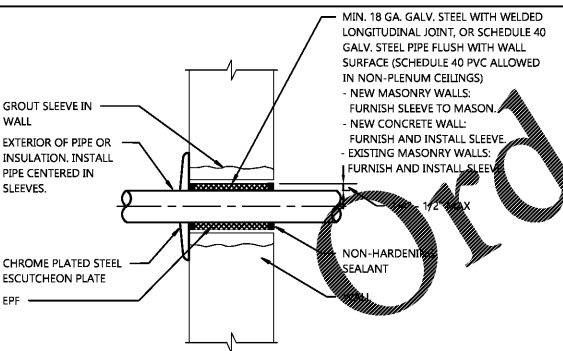


8 MODEL TRIMMER PIPING DETAIL  
P3.0 NO SCALE



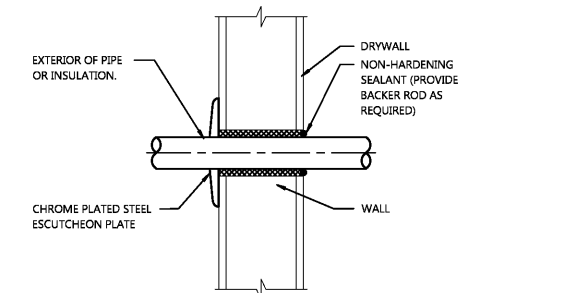
NOTE: ALL EXPOSED PIPE SHALL BE COPPER. PEX TUBING NOT PERMITTED.  
"HOLDRITE" QS-50 SEISMIC SUPPORT. INSTALL PER MANUFACTURER'S REQUIREMENTS. (TYP.)  
"HOLDRITE" QS-50 SWHP-W WALL MOUNT EQUIPMENT PLATFORM. NO SUBSTITUTIONS PERMITTED.  
1 1/2" LOCAL WASTE DN TO FLOOR OF MECHANICAL RM. DIRECT TOWARD FLOOR DRAIN.

7 WATER HEATER PIPING DETAIL  
P3.0 NO SCALE



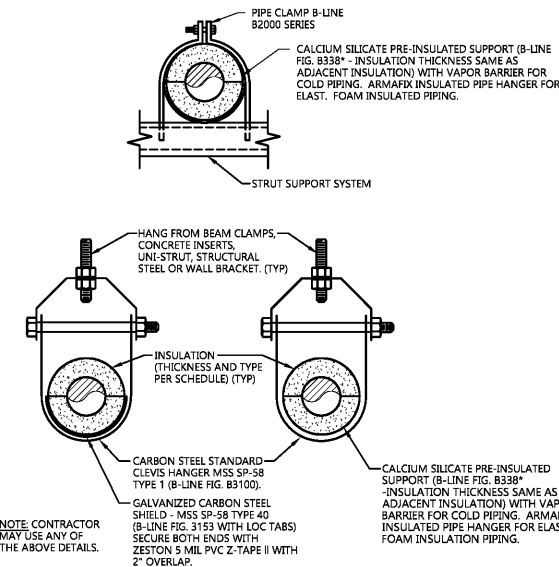
EXPOSED IN FINISHED ROOMS  
CONCEALED SIDE OF WALL, EXPOSED IN MECH. EQUIP. ROOM, OR OUTDOORS

12 PIPE PENETRATION THRU MASONRY OR CONCRETE WALL  
P3.0 NO SCALE



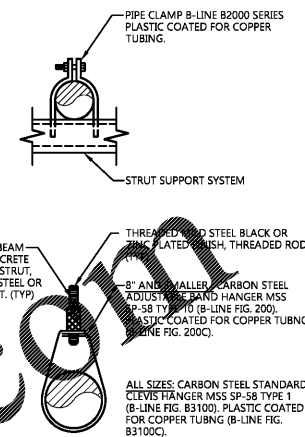
EXPOSED IN FINISHED ROOMS  
CONCEALED SIDE OF WALL, EXPOSED IN MECH. EQUIP. ROOM, OR OUTDOORS

11 PIPE PENETRATION THRU STUD WALL  
P3.0 NO SCALE

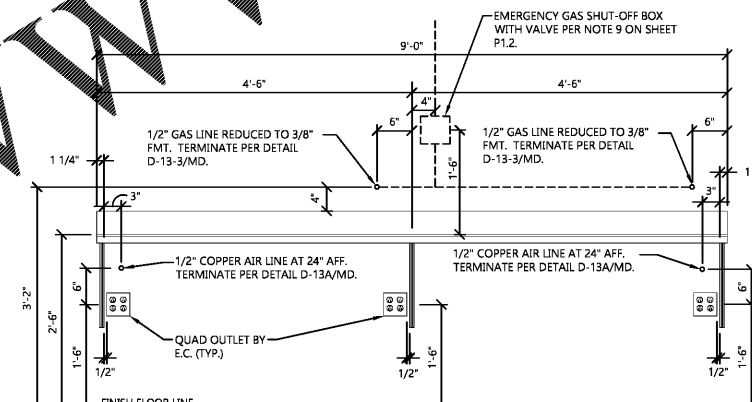


NOTE: CONTRACTOR MAY USE ANY OF THE ABOVE DETAILS.

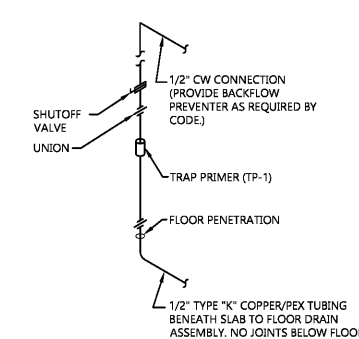
2 INSULATED PIPE HANGER DETAILS  
P3.0 NO SCALE



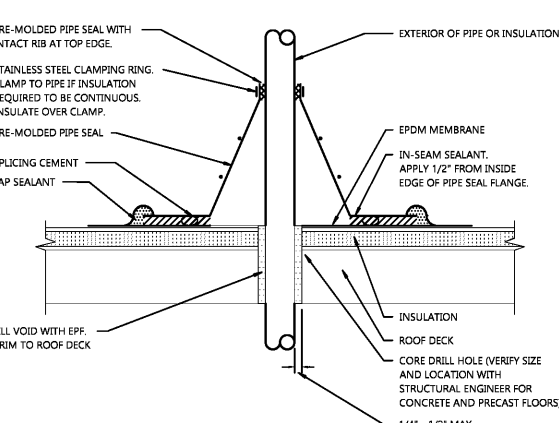
1 UNINSULATED PIPE HANGER DETAIL  
P3.0 NO SCALE



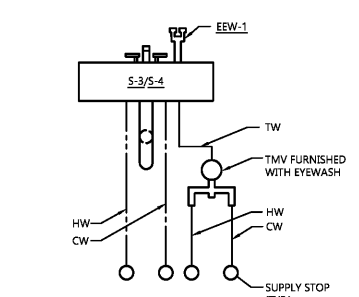
6 LAB WORK STATION ELEVATION  
P3.0 NO SCALE



5 TRAP PRIMER-1 DETAIL  
P3.0 NO SCALE



10 ROOF PIPE BOOT PENETRATION DETAIL  
P3.0 NO SCALE



9 EEW DETAIL  
P3.0 NO SCALE

**EXCEL**  
ARCHITECTS • ENGINEERS • SURVEYORS  
Always a Better Plan  
100 Camelot Drive  
Fond Du Lac, WI 54935  
Phone: (920) 926-9800  
www.EXCELENGINEER.com

COLLABORATION  
**AspenDental**

PROJECT INFORMATION

TENANT BUILD-OUT FOR:  
**ASPEN DENTAL**  
~12150 FRONTAGE ROAD • MURRELLS INLET, SC 29576

SHEET DATES  
ISSUE DATE MAR. 16, 2020  
REVISIONS  
CB2 APR. 20, 2020

JOB NUMBER  
1860160

SHEET NUMBER  
**P3.0**