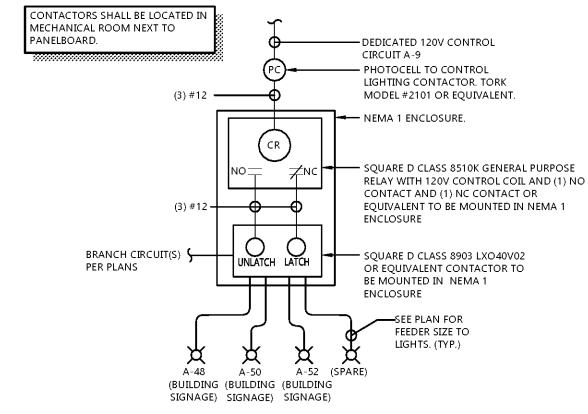


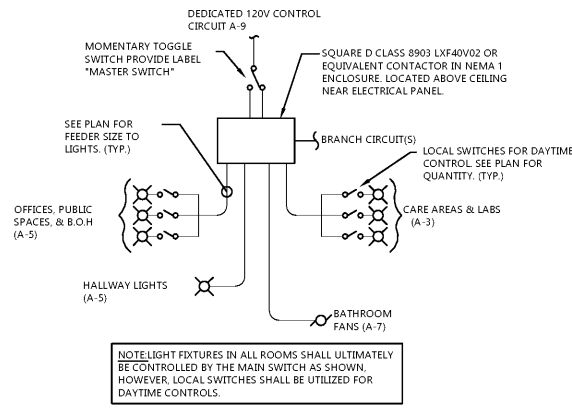
**NORTH**  
**FLOOR PLAN - LIGHTING**  
 SCALE: 1/4" = 1'-0"

**LIGHTING GENERAL NOTES:**  
 FIXTURE SHADING INDICATES THAT FIXTURE SHALL BE ON NIGHT LIGHT CIRCUIT.  
 VERIFY ALL EXPOSED CONDUIT ROUTING WITH ARCHITECT/ENGINEER WHERE CONDUIT IS EXPOSED IN FINISHED ROOMS.  
 E.C. SHALL PROVIDE ALL APPURTENANCES AND ACCESSORIES INCLUDING, BUT NOT LIMITED TO, PHOTOCELLS, CONTACTORS, SWITCHES, HANGERS, ETC., IN ORDER TO PROVIDE A COMPLETE AND OPERABLE SYSTEM.  
 COORDINATE FIXTURE LOCATIONS AND MOUNTING ASSEMBLIES WITH OTHER TRADES AND TYPE OF CONSTRUCTION TO ENSURE ADEQUATE MOUNTING.  
 ALL TYPE "XE" AND "EM1" EMERGENCY LIGHTS WITH 90 MINUTE BATTERY BACK-UP. BATTERY CHARGER TO BE CIRCUITED TO UNSWITCHED LEG OF LOCAL LIGHT CIRCUIT.  
 ALL WALL MOUNTED EMERGENCY LIGHTS 8'-0" AFF.  
 SEE ARCHITECTURAL REFLECTED CEILING AND ELEVATION DRAWINGS FOR LOCATION OF ALL LIGHTING FIXTURES. LOCATE FIXTURES IN ACCORDANCE WITH CEILING AND ELEVATION PLANS.

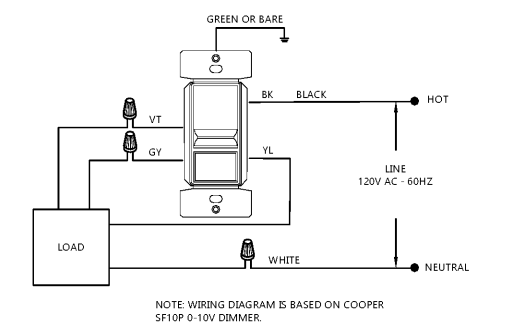
**LIGHTING PLAN KEY NOTES:**  
 (1) SEE INTERIOR LIGHTING CONTROL DETAIL FOR SWITCHING SCHEMES.  
 (2) CIRCUIT NIGHT LIGHT UNSWITCHED TO CIRCUIT A1-1.  
 (3) PROVIDE SWITCH BANK AT 48" A.F.F.  
 (4) PROVIDE 0-10V SLIDE DIMMER WITH ON/OFF SWITCH, PER SPECIFICATIONS FOR ALL DIMMERS ON "A" FIXTURES. SEE 0-10V DIMMER WIRING DIAGRAM #2/E1.1L.  
 (5) REMOTE EXTERIOR EGRESS EMERGENCY HEADS FROM EXIT LIGHT BATTERY AS SHOWN, IF EXTERIOR EGRESS EMERGENCY LIGHTING IS NOT ALREADY EXISTING.  
 (6) MOUNT BOTTOM OF FIXTURE AT 7'-0" A.F.F.  
 (7) PROVIDE EXIT AS DOUBLE FACE.  
 (8) LIGHT HOUSING FOR "B" FIXTURE TO BE PROVIDED BY E.C. HOUSING TO BE COOPER H750T.  
 (9) PROVIDE SLIDE DIMMER WITH ON/OFF SWITCH PER SPECIFICATIONS. TYPICAL ALL DIMMERS CONTROLLING "B" FIXTURES.  
 (10) MOUNT EXIT LIGHT TO FACE OF SOFFIT.



**1**  
**EXTERIOR LIGHTING AND SIGNAGE CONTROL DETAIL**  
 E1.1L NO SCALE



**3**  
**INTERIOR LIGHTING CONTROL DETAIL**  
 E1.1L NO SCALE



**2**  
**0-10V DIMMER WIRING DIAGRAM W/ NON SWITCHED RECEPT.**  
 E1.1L NO SCALE

Order Plans @

**PROJECT INFORMATION**

TENANT BUILD-OUT FOR:  
**ASPEN DENTAL**  
 ~12150 FRONTAGE ROAD • MURRELLS INLET, SC 29576

PROFESSIONAL SEAL

**SHEET DATES**

|            |               |
|------------|---------------|
| ISSUE DATE | MAR. 16, 2020 |
| REVISIONS  |               |
|            |               |
|            |               |
|            |               |
|            |               |
|            |               |

**JOB NUMBER**

1860160

**SHEET NUMBER**

**E1.1L**