

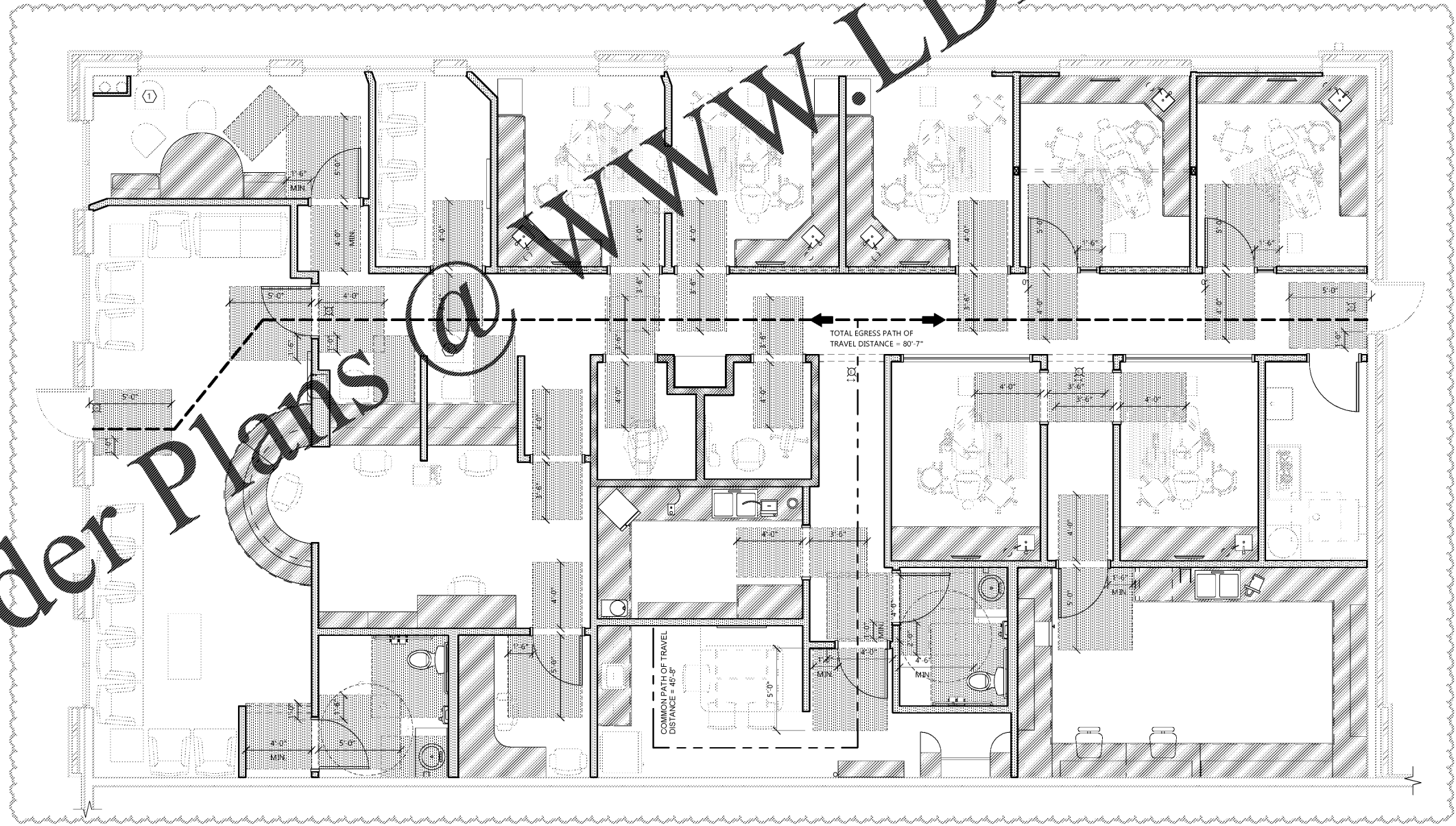
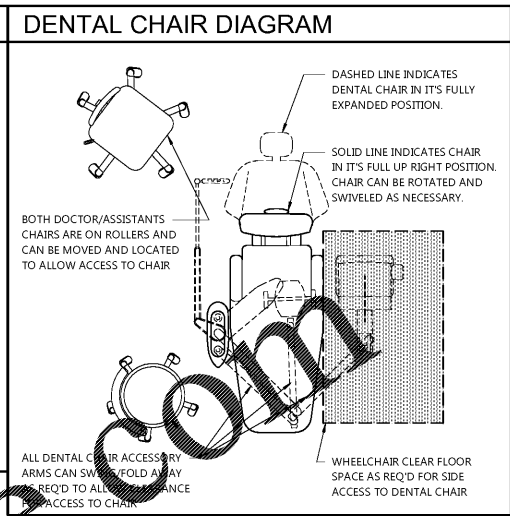
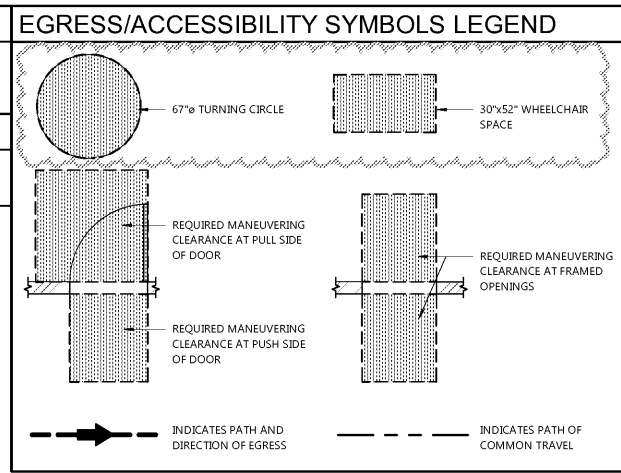
EGRESS/ACCESSIBILITY KEYNOTES

① CHAIR SHALL BE RELOCATED AS NECESSARY TO ALLOW ACCESS FOR WHEELCHAIR SPACE

CONTRACTOR TO COORDINATE EXIT LIGHT LOCATIONS WITH LOCAL INSPECTION AND FIRE MARSHAL PRIOR TO INSTALL

EGRESS/ACCESSIBILITY NOTES

ASPEN DENTAL STAFF WILL BE AVAILABLE TO ASSIST ANY PERSON(S) WITH DISABILITY TO MANEUVER AROUND THE FACILITY AS REQ'D PER THAT PATRONS REQUEST



Order Plans @

WWW.LDILine.com

EXCEL
ARCHITECTS • ENGINEERS • SURVEYORS
Always a Better Plan
100 Camelot Drive
Fond Du Lac, WI 54935
Phone: (920) 926-9800
www.EXCELENGINEER.com

COLLABORATION

AspenDental

PROJECT INFORMATION

TENANT BUILD-OUT FOR:
ASPEN DENTAL
~12150 FRONTAGE ROAD • MURRELLS INLET, SC 29576

PROFESSIONAL SEAL

SHEET DATES

SHEET ISSUE MAR. 16, 2020
REVISIONS
CB2 APR. 20, 2020

JOB NUMBER

1860160

SHEET NUMBER

AE1.1