


STEWART - REINDERSMA
ARCHITECTURE, PLLC
5450 E. High Street, Suite 200
Phoenix, Arizona 85054
P. 480.515.5123
www.sra360.com

Christian Brothers
Automotive
Wickham Road
Melbourne, Florida

Christian Brothers
Automotive
17726 Katy Freeway, St. 200
Houston, TX 77064



Revisions	
11/13/19	Prototype Update
4/1/20	CITY COMMENTS
4/9/20	T2 Client Rev.

Project No. 19-097

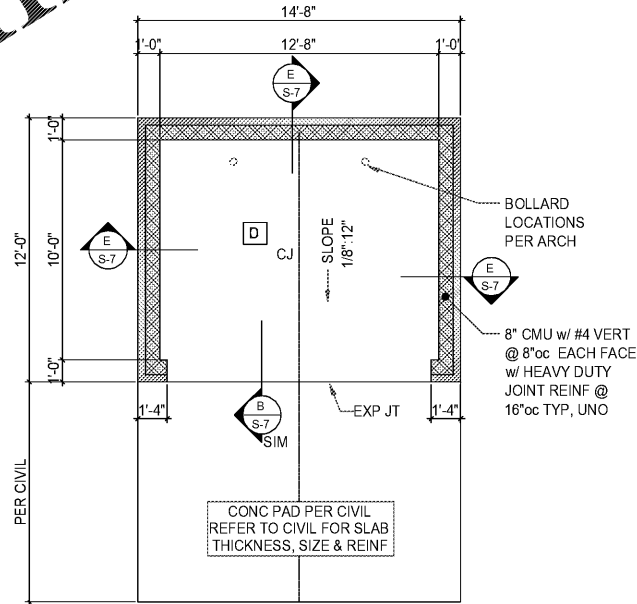
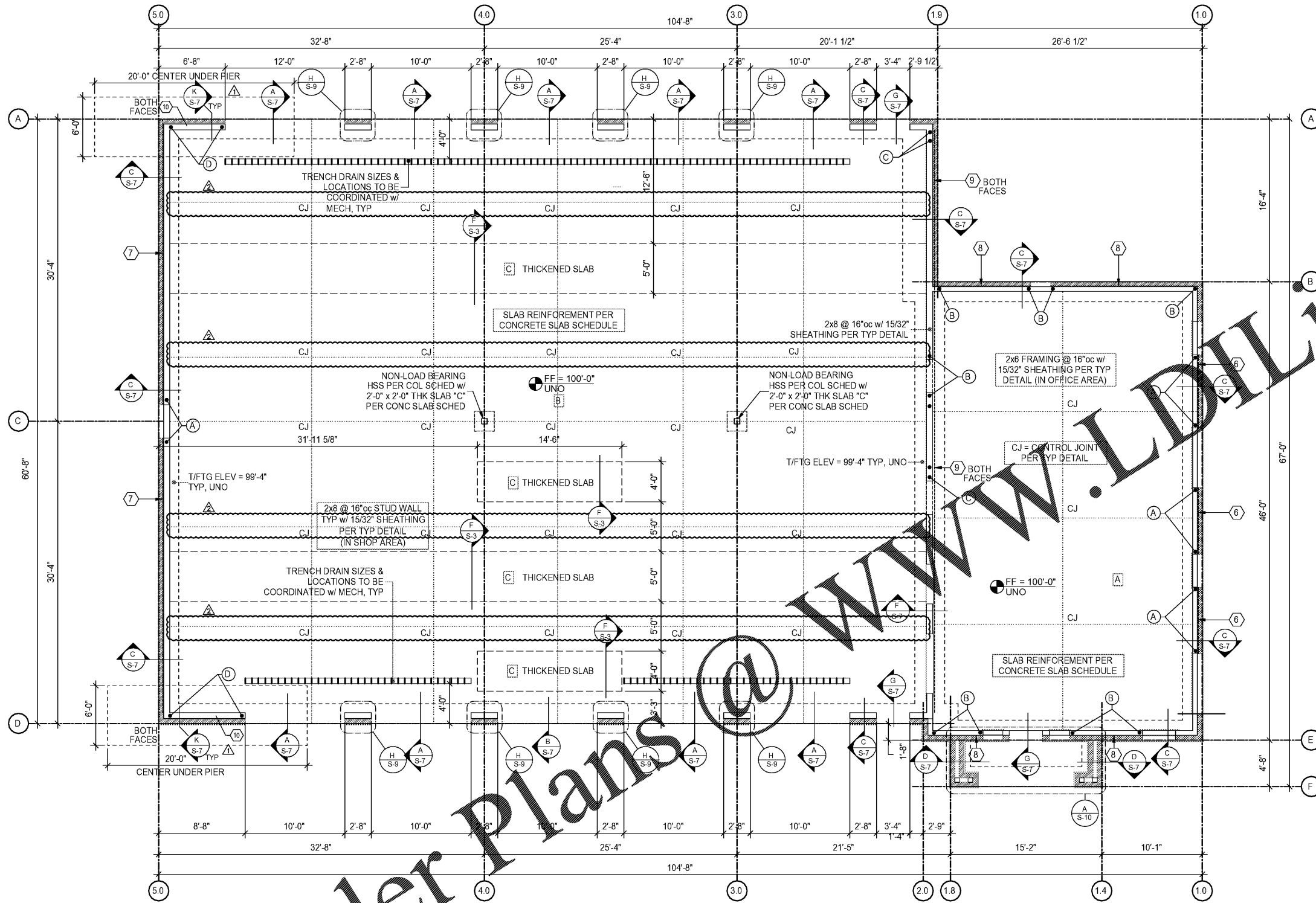
Drawn By: _____

Date: 03/06/20

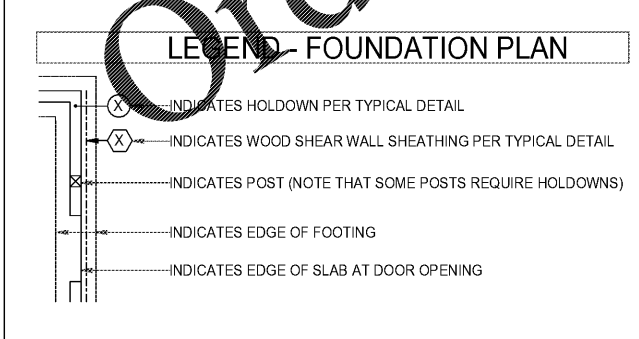
Sheet Title:
FOUNDATION PLAN

Drawing No.

S-6
10RHS-11-2019



COLUMN SCHEDULE		
SIZE	BASE PLATE	ANCHOR BOLT
HSS 6 x 6 x 1/4	1/2" x 8" x 8"	(4) 3/4" DIA. x 4" EMBED PER DETAIL B/S-3



CONCRETE SLAB SCHEDULE	
MARK	SLAB REINF & INFORMATION
A	4" SLAB-ON-GRADE CONC SLAB ON 10 MIL. POLY VAPOR BARRIER ON 4" MIN. COMPACTED GRANULAR FILL w/#4 DEFORMED REINF @ 1'-0"oc EW
B	5" SLAB-ON-GRADE CONC SLAB ON 10 MIL. POLY VAPOR BARRIER ON 4" MIN. COMPACTED GRANULAR FILL w/#4 DEFORMED REINF @ 1'-0"oc EW
C	6" SLAB-ON-GRADE CONC SLAB ON 10 MIL. POLY VAPOR BARRIER ON 4" MIN. COMPACTED GRANULAR FILL w/#4 DEFORMED REINF @ 1'-0"oc EW
D	10" SLAB ON GRADE CONCRETE SLAB ON 4" COMPACTED GRANULAR FILL W/ #5 DEFORMED BAR AT 12" O.C. EACH WAY, TOP AND BOTTOM

FOUNDATION PLAN

PLAN NOTES

- SEE SHEETS S-1 THRU S-5 FOR GENERAL NOTES AND TYPICAL DETAILS.
- SEE ARCHITECTURAL DRAWINGS FOR ADDITIONAL DIMENSIONS, SECTIONS, AND ELEVATIONS NOT SHOWN HEREON.
- COORDINATE SIZE AND LOCATION OF ROUGH OPENINGS IN FLOOR OR WALLS WITH ARCHITECTURAL DRAWINGS.
- ALL ELEVATIONS ARE REFERENCED FROM FINISHED MAIN FLOOR = 100'-0"
 - T/FTG = TOP OF FOOTING = PER PLAN
 - T/CONC = TOP OF CONCRETE = PER PLAN
- ALL EXTERIOR WALL SHEATHING NOT SPECIFIED AS "SHEAR WALL SHEATHING" IS TO BE 1/2" OSB SHEATHING AND ATTACHED PER IBC TABLE 2304.9.1 UNLESS OTHERWISE INDICATED BY ARCHITECT.
- COORDINATE ALL BRICK LEDGE ELEVATIONS AND DIMENSIONS WITH ARCH.
- INSTALL SIMPSON STEEL STRONG-WALL PER MANUFACTURER INSTRUCTIONS.

SCALE: 3/16" = 1'-0"

Order Plans @ WWW.LDOnline.com

PROJECT NUMBER: 19-1252 PROJECT MANAGER: RAD
PROJECT ENGINEER: RAD PROJECT DRAFTER: JSB

THESE DRAWINGS/CALCULATIONS ARE CONSIDERED PRELIMINARY - NOT FOR CONSTRUCTION OR RECORDING UNLESS THE STRUCTURAL ENGINEER OF RECORD'S SEAL IS AFFIXED WITH WRITTEN SIGNATURE.

CARUSO TURLEY SCOTT INC.
consulting structural engineers
1215 W. Rio Salado Pkwy
Suite 200
Tempe, Arizona 85281
(480) 774-1700
(480) 774-1701 FAX
www.ctsaz.com