




1ST FLOOR EXIT AND ACCESSIBILITY PLAN

Order Plans @ [www.LDILine.com](http://www.LDILine.com)

GENERAL NOTES

- 1) SEE SHEET A0.0 FOR ADDITIONAL INFORMATION REGARDING ACCESSIBLE FEATURES, PATHWAYS, AND PARKING.
- 2) ACCESSIBLE FEATURES TO BE FIELD VERIFIED.
- 3) THIS SHEET IS PROVIDED FOR EXIT REFERENCE ONLY TO SHOW EXISTING EXITING, FIRE-RATED CONSTRUCTION & OCCUPANCY SEPARATIONS. NO CONSTRUCTION WORK IS INCLUDED.

LEGEND EXIT & ACCESSIBILITY

TRAVEL DISTANCE	
A	65'-0"
B	33'-0"
FE	 FIRE EXTINGUISHER: TYPE ABC, 5 LBS
EL	 EMERGENCY LIGHT
EX	 EXIT COMBO LIGHT
TRAVEL DISTANCE PER 2012 NFPA	

DATE 06/15/20	DRAWN BY MFL	SCALE 1/8"=1'-0"	SHEET 06/15/20	DRAWING NO. <b>A-1</b>	REVISIONS
<p>general contractor</p> <p><b>BLACKWATER CONSTRUCTION</b> 2180 SATELITE BLVD - SUITE 400 - DULUTH, GEORGIA 30097 VOICE 404-954-3500 E-MAIL INFO@BLACKWATER.COM WWW.BLACKWATER.COM</p>					
<p>engineering consultant</p> <p><b>LDI</b> 1ST FLOOR EXIT AND ACCESSIBILITY PLAN WILD WOLF - COMMERCIAL DEVELOPMENT BOYD MORRIS ROAD &amp; GA HWY 293 SPUR BARTOW COUNTY, GEORGIA 30120</p>					