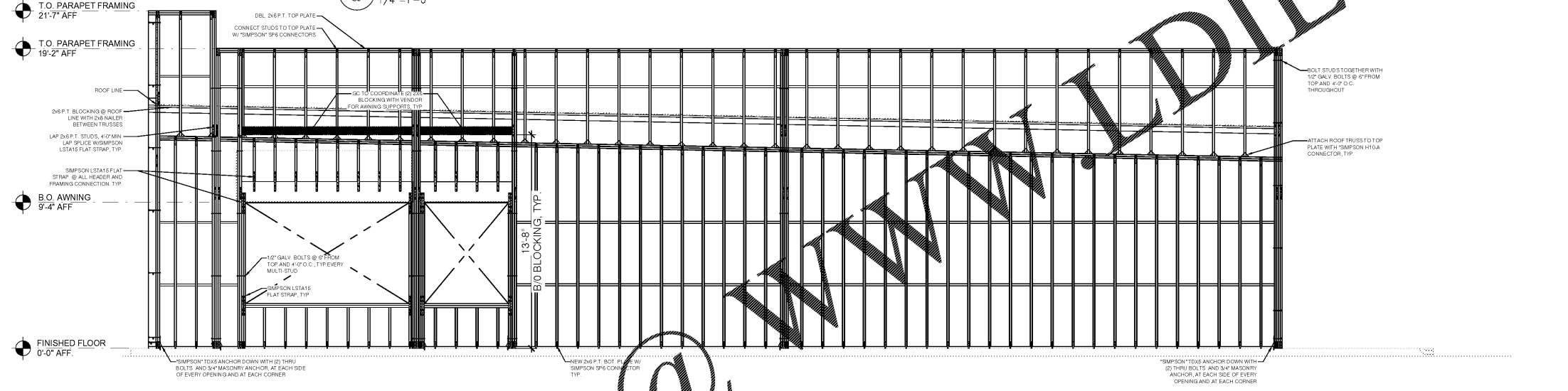
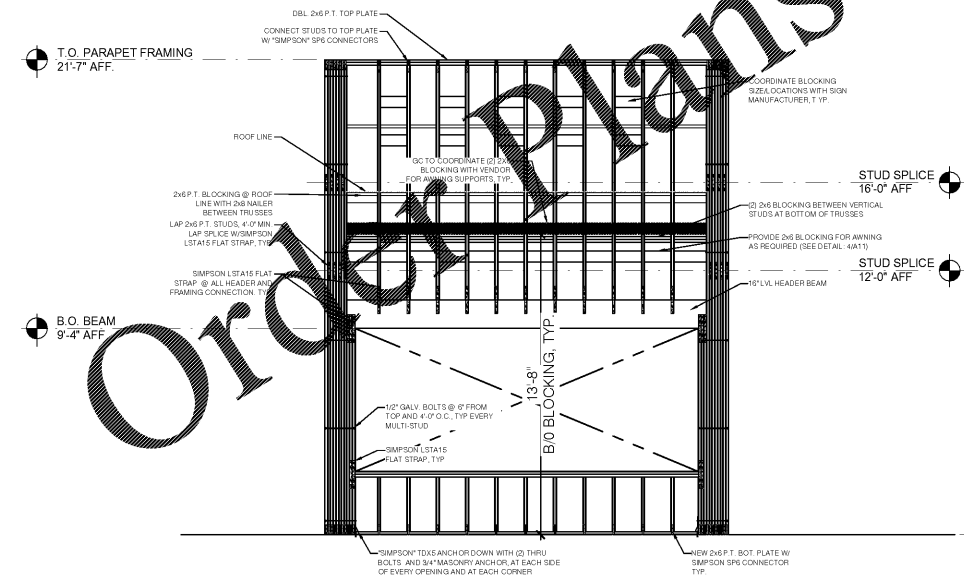


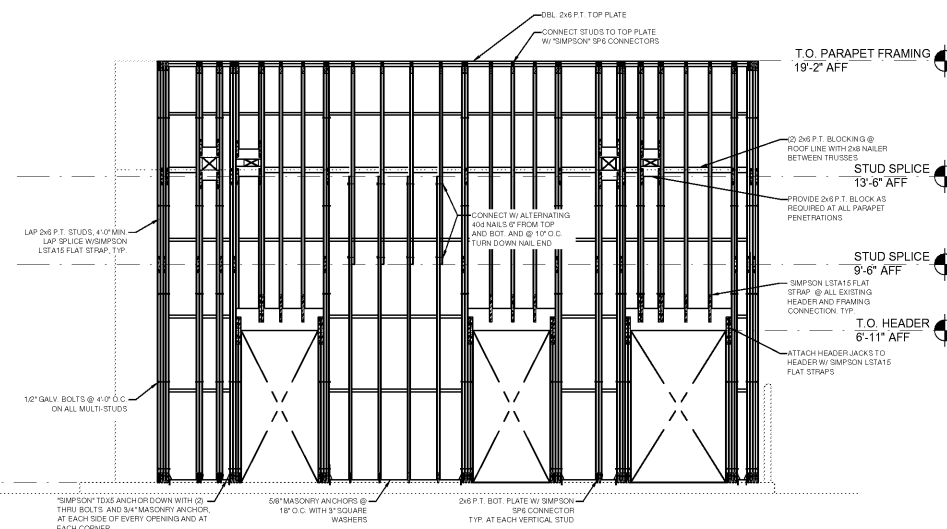
1 DRIVE THRU FRAMING ELEVATION
S5 1/4"=1'-0"



2 SIDE ENTRANCE FRAMING ELEVATION
S5 1/4"=1'-0"



3 FEATURE FRAMING ELEVATION
S5 1/4"=1'-0"



4 REAR FRAMING ELEVATION
S5 1/4"=1'-0"

Order Plans @

WWW.DIline.com

ARCHITECT ENGINEER
LIS
LAND INVESTMENT SERVICES, LLC
2160 Palm Beach Blvd
Apt. #1000
Shoreline, FL 33404
Phone: (335) 527-0105
Facsimile: (335) 983-8628

CLIENT NAME
SOUTHEASTERN RETAIL DEVELOPMENT, LLC
BLDG M-1, UNIT Z31
2050 COUNTY ROAD 30A
SANTA ROSA BEACH, FL 32459

PROJECT NAME
POPEYES
PLK 1930-28-DL SAILORMEN
501 N HWY 49
BYRON, GA 30008

DESIGNER
ROBERT W. CASE
GEORGIA PE #020594

RELEASE	DATE
1	
2	
3	
4	
5	
6	

PROJECT NO.
2020-085

ISSUE DATE
05/07/20

DRAWN: **GM** | CHECKED: **RC**

SHEET NO.
S5
FRAMING ELEVATIONS

LIS EXPRESSLY RESERVES ITS COPYRIGHT AND ALL OTHER PROPERTY RIGHTS TO THESE DOCUMENTS AND THEIR DESIGN. HENCE, THEY ARE NOT TO BE REPRODUCED.