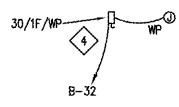
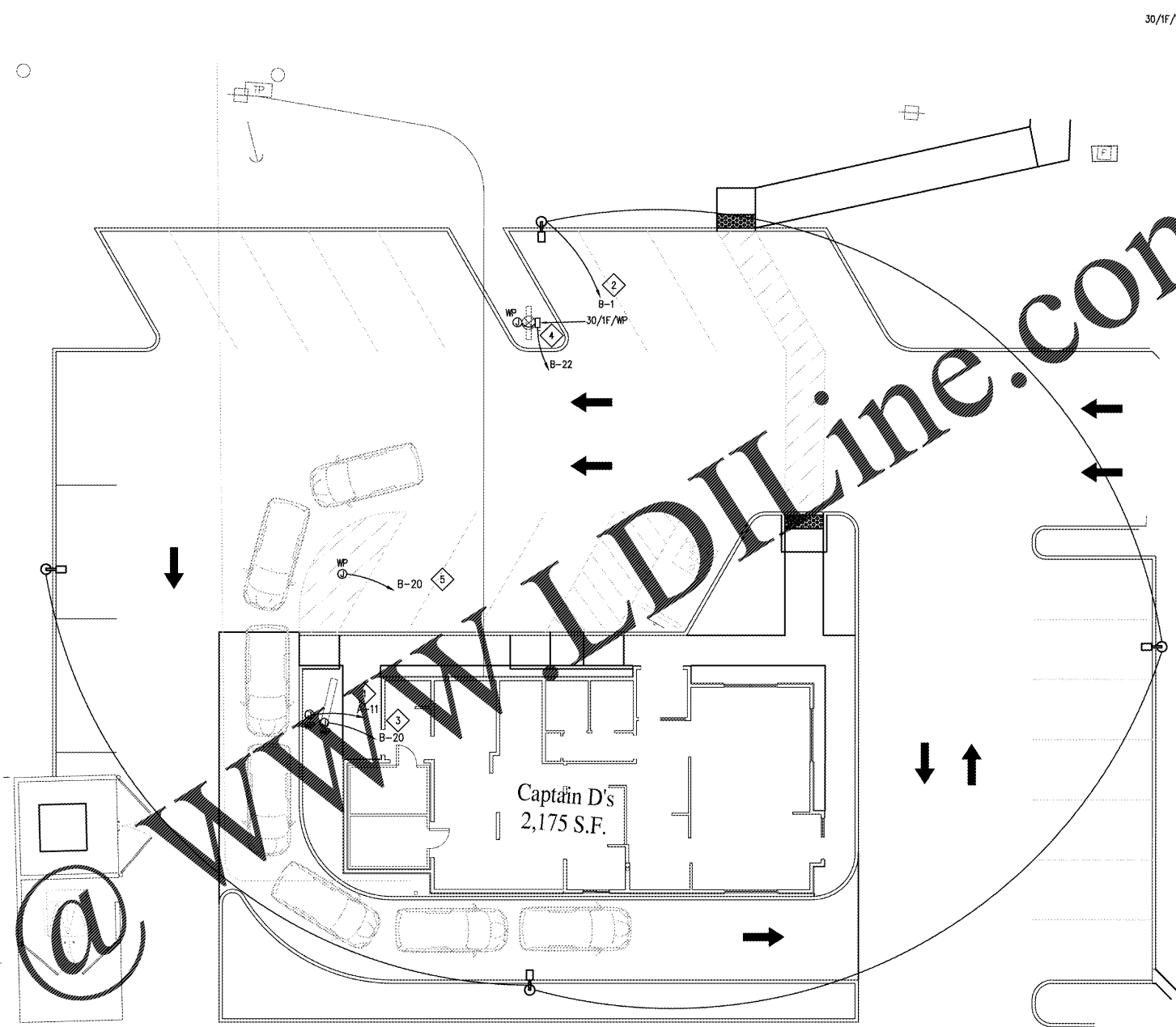



Order Plans @



A NEW LOCATION FOR
CAPTAIN D'S
 7525 STATE AVENUE
 KANSAS CITY, KS 66112
CAPTAIN D'S, LLC
 624 GRASSMERE PARK DRIVE,
 SUITE 30
 NASHVILLE, TN 37211



1 ELECTRICAL SITE PLAN
 E-9
 SCALE 3/32" = 1'-0"

4 PLAN NOTES

1. PROVIDE ROUGH-IN AND FINAL CONNECTION TO DRIVE-THRU MENU BOARD AND SPEAKER. COORDINATE UNDERGROUND CONDUIT ROUTING WITH CIVIL AND OTHER UNDERGROUND UTILITIES.
2. PROVIDE ROUGH-IN AND FINAL CONNECTION TO PARKING LOT LIGHT FIXTURE PER MANUFACTURERS SPECIFICATIONS. LIGHT FIXTURE TO BE CIRCUITED THROUGH LIGHTING CONTACTOR. SEE SHEET E-1 FOR LIGHTING CONTROL DETAIL. COORDINATE UNDERGROUND CONDUIT ROUTING WITH CIVIL AND OTHER UNDERGROUND UTILITIES.
3. PROVIDE ROUGH-IN AND FINAL CONNECTION TO READER BOARD. EQUIPMENT TO BE CIRCUITED THROUGH LIGHTING CONTACTOR. SEE SHEET E-1 FOR LIGHTING CONTROL DETAIL. COORDINATE UNDERGROUND CONDUIT ROUTING WITH CIVIL AND OTHER UNDERGROUND UTILITIES.
4. PROVIDE ROUGH-IN AND FINAL CONNECTION TO PYLON SIGN PER MANUFACTURERS SPECIFICATIONS. SIGN TO BE CIRCUITED THROUGH LIGHTING CONTACTOR. SEE SHEET E-1 FOR LIGHTING CONTROL DETAIL. COORDINATE UNDERGROUND CONDUIT ROUTING WITH CIVIL AND OTHER UNDERGROUND UTILITIES.
5. PROVIDE ROUGH-IN AND FINAL CONNECTION TO PRE-SALE MENU BOARD. EQUIPMENT TO BE CIRCUITED THROUGH LIGHTING CONTACTOR. SEE SHEET E-1 FOR LIGHTING CONTROL DETAIL. COORDINATE UNDERGROUND CONDUIT ROUTING WITH CIVIL AND OTHER UNDERGROUND UTILITIES.

Job Number:

Revisions:

| |
|--|
| |
| |
| |
| |
| |

E-9
 ELECTRICAL
 SITE PLAN