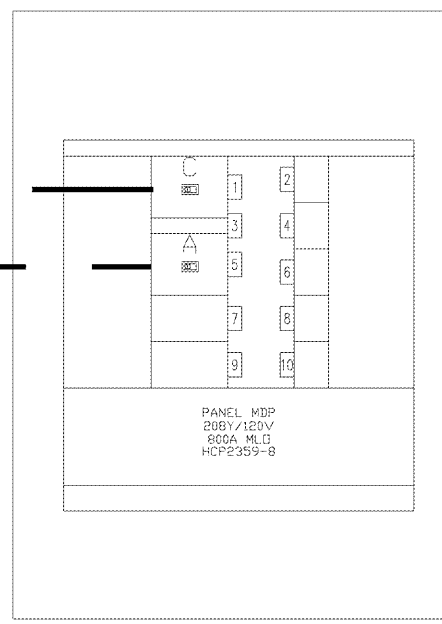


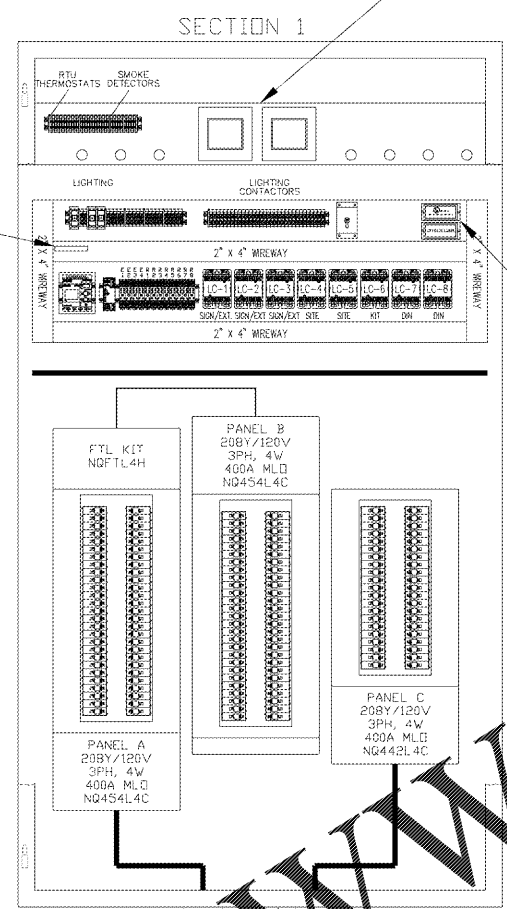
1.0 CPI SYSTEM OVERVIEW-INTERIOR/EXTERIOR VIEW

LOOSE PANEL MDP
208Y/120V
800A MLD
WITH NEMA 3R ENCLOSURE
ENCLOSURE DIMENSIONS:
59"H X 42"W X 12.95"D




*** PANEL MDP:
PADLOCKABLE HASP LOCKOFF DEVICE
PROVIDED BY OTHERS ***

EXTERIOR INTERIOR



RED LABEL WITH
WHITE LETTERS PLACE
NEXT TO FUSE HOLDER

REPLACE WITH ONLY
CLASS CC
CURRENT LIMITING
FUSES



CARRIER EQUIPMENT,
PROVIDED BY OTHERS.
FACTORY INSTALLED BY CPI.

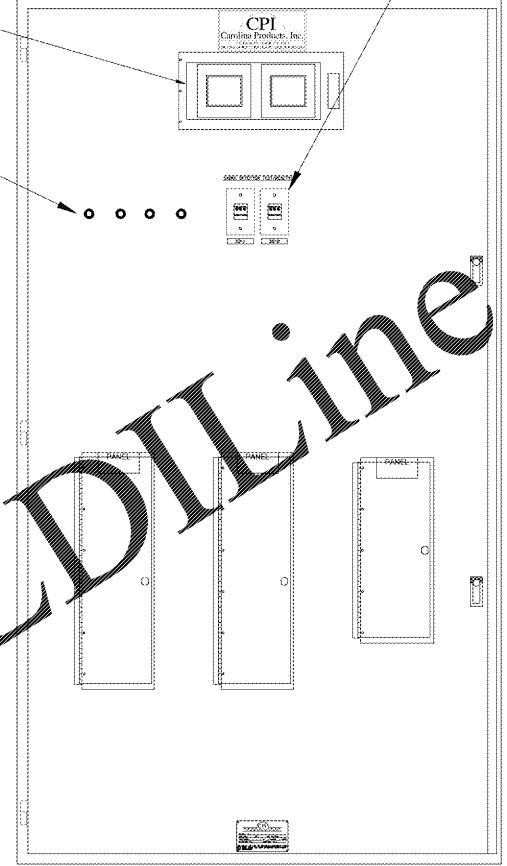
CARRIER EQUIPMENT,
PROVIDED BY OTHERS.
FACTORY INSTALLED BY CPI.

INCLUDES HINGED
PLEXIGLASS
DOOR COVER

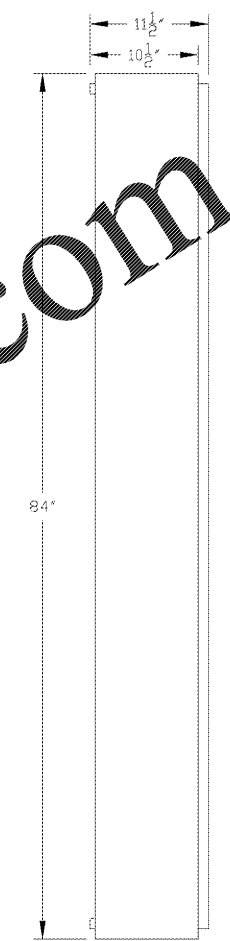
BYPASS
PUSHBUTTONS
FOR CONTROLLED
LIGHTING

OPEN INDUSTRIAL
CONTROL PANEL
UL LABEL AND
CPI PROTAG


SECTION 1
CABINET EXTERIOR



SIDE ELEVATION



A NEW LOCATION FOR
CAPTAIN D'S
7525 STATE AVENUE
KANSAS CITY, KS 66112
CAPTAIN D'S, LLC
624 GRASSMERE PARK DRIVE,
SUITE 30
NASHVILLE, TN 37211



Job Number:

Revisions:

E-5
CPI PANELBOARD
DETAIL

1.1 LIGHTING BYPASS AND SWITCH DETAIL



- NOTES:
1. PUSHBUTTONS ARE ILLUMINATED, MOMENTARY CONTACT TYPE WITH 24VDC PILOT LIGHTS.
 2. LIGHTS SHOWN ARE PROTOTYPICAL. SITE SPECIFIC NEEDS MAY VARY OR ARE INDICATED ON PLANS.

1.2 ROUGH-IN DIMENSIONS

