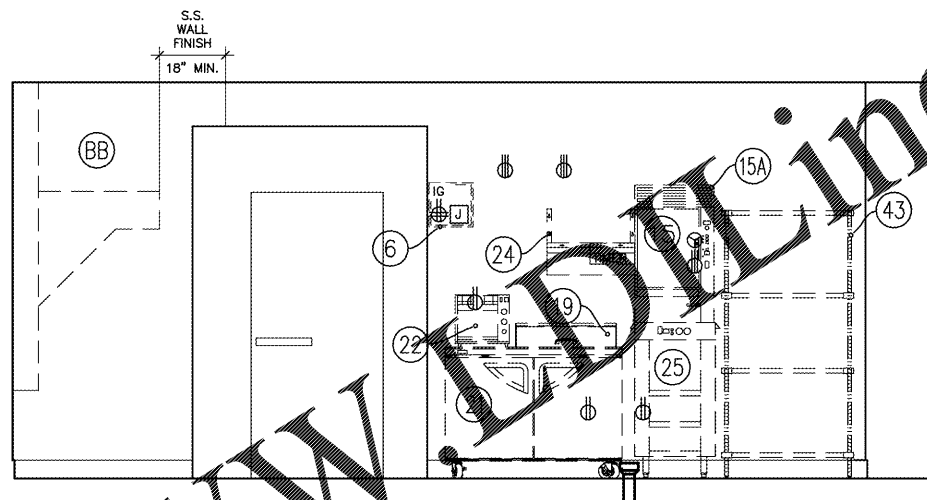
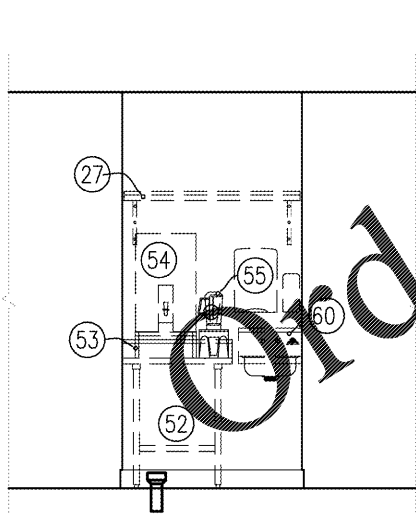


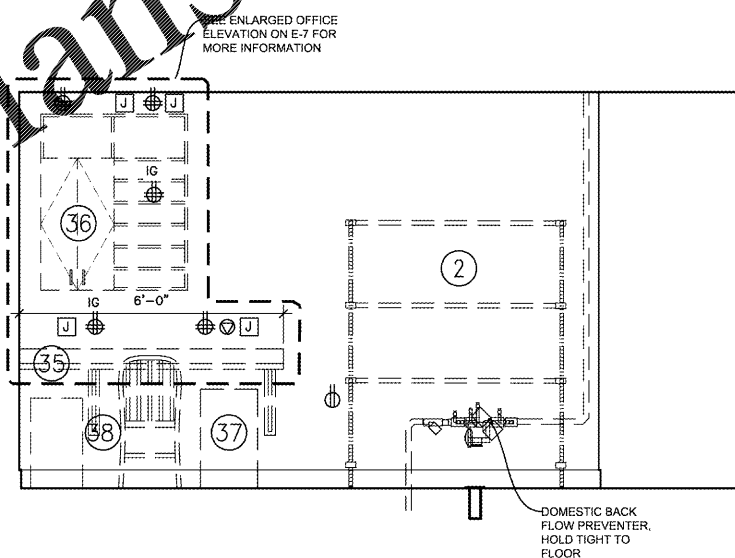
1 COOK LINE "A" 112  
EQ-3 SCALE 1/2" = 1'-0"



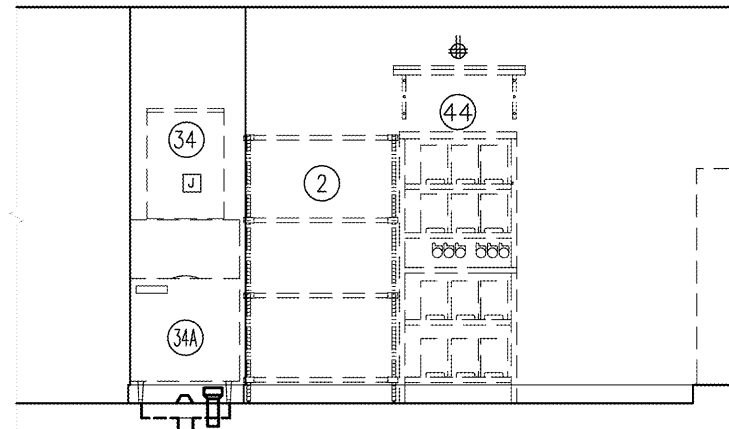
2 COOK LINE "A" 112 COOK LINE "B" 111  
EQ-3 SCALE 1/2" = 1'-0"



3 COOK LINE "A" 112  
EQ-3 SCALE 1/2" = 1'-0"




4 OFFICE 109  
EQ-3 SCALE 1/2" = 1'-0"



5 OFFICE 109  
EQ-3 SCALE 1/2" = 1'-0"

A NEW LOCATION FOR  
**CAPTAIN D'S**  
7525 STATE AVENUE  
KANSAS CITY, KS 66112  
**CAPTAIN D'S, LLC**  
624 GRASSMERE PARK DRIVE,  
SUITE 30  
NASHVILLE, TN 37211



Job Number:  
Revisions:

**EQ-3**  
KITCHEN ELEVATIONS