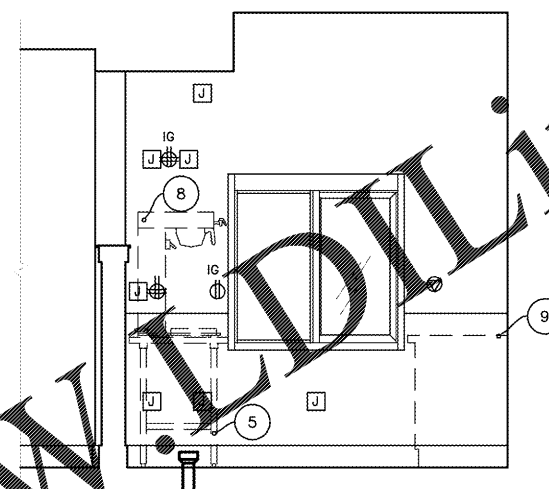
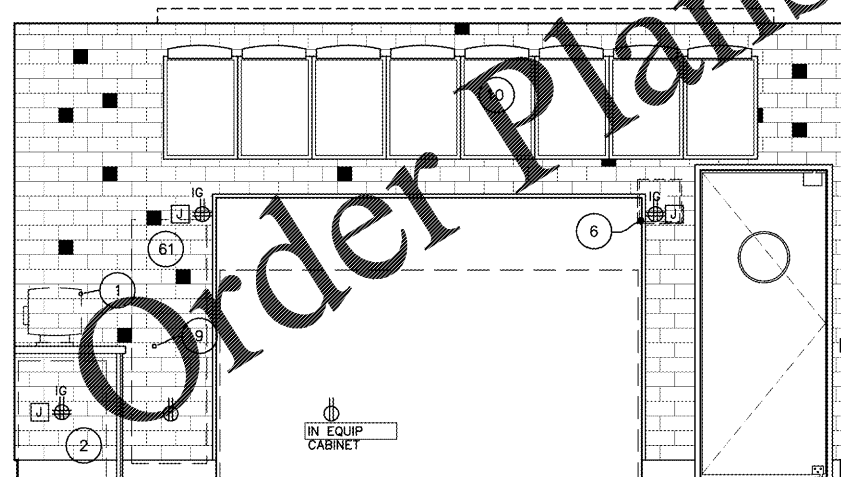


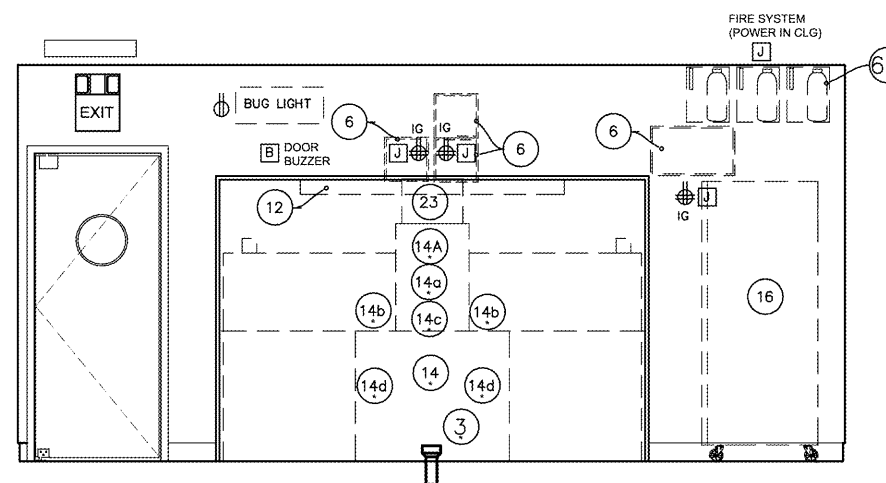
1 SERVING 104  
EQ-2 SCALE 1/2" = 1'-0"



2 SERVING 104  
EQ-2 SCALE 1/2" = 1'-0"



3 SERVING 104  
EQ-2 SCALE 1/2" = 1'-0"




4 COOK LINE "A" 112  
EQ-2 SCALE 1/2" = 1'-0"

WWW.LDLine.com

Order Plans @

A NEW LOCATION FOR  
**CAPTAIN D'S**  
7525 STATE AVENUE  
KANSAS CITY, KS 66112  
**CAPTAIN D'S, LLC**  
624 GRASSMERE PARK DRIVE,  
SUITE 30  
NASHVILLE, TN 37211



Job Number:

Revisions:

**EQ-2**  
KITCHEN ELEVATIONS