

Order Plans @

WWW.LDLINE.COM

PLUMBING FIXTURE SCHEDULE

TAG	FIXTURE	DESCRIPTION	TRAP/ DRAIN	VENT	CONNECTION		MAX CONSUMP.	FAUCETS, VALVES, & ACCESSORIES	BASIS OF DESIGN
					HOT	COLD			
[EWC1]	ELECTRIC WATER COOLER	BI-LEVEL, WALL HUNG, ADA COMPLIANT ELECTRIC WATER COOLER	1-1/4"	1"	-	3/8"	8.0 GPH	WATER FILTER	TBD
[MR1]	MOP RECEPTOR	STONE BASIN WITH SERVICE SINK FAUCET	3"	2"	1/2"	1/2"	3 GPM	FAUCET: FIAT 830-44	FIAT MSB2424 STONE BASIN
[RD1]	ROOF DRAIN / OVERFLOW	FACTORY COMBINATION ROOF DRAIN AND OVERFLOW DRAIN ASSEMBLY	6"	-	-	-	-	ROOF EXTENSIONS, COORDINATE WITH ARCHITECTURAL INSULATION THICKNESS; Z189 DOWNSPOUT NOZZLE 6"	ZURN Z184
[FD1]	ECONOMY FLOOR DRAIN LIGHT DUTY	PVC BODY SOLVENT WELD, FINISHED AREA, ADJUSTABLE NICKEL BRONZE GRATE	3"	2"	-	-	-	SURE SEAL SS3089V TRAP SEALER	ZURN LIGHT COMMERCIAL FD2210-PV3-NT
[WH]	WALL HYDRANT	ANTI-SIPHON, AUTOMATIC DRAINING WALL HYDRANT	-	-	-	1/2"	-	-	ZURN Z1333

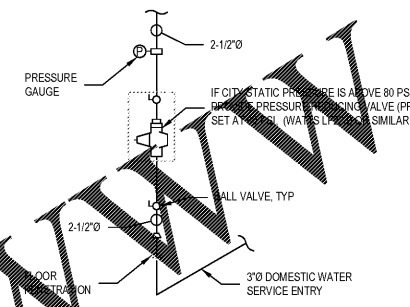
NOTES:

PUMP SCHEDULE

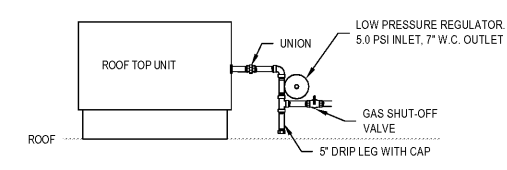
SYMBOL	LOCATION	SERVICE	GPM	HEAD FEET	MOTOR HP	ELECTRICAL			MANUFACTURER
						VOLTS-PH	AMPS	WATTS	
SP-1	ELEVATOR PIT	SUMP PUMP WITH INTERNAL OIL SEPARATOR	10	6			5		STANCOR SE50 WITH FLGAT AND OIL MINDER WITH AUDIBLE ALARM

WATER HEATER SCHEDULE

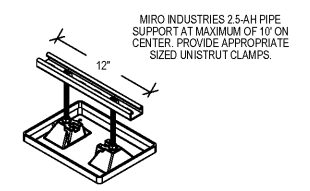
TAG	LOCATION	DESCRIPTION			HEATING SOURCE			ELECTRICAL			BASIS OF DESIGN
		TYPE	GAL.	TEMP. OUT	GAS MBH	ELEC KW	INDIRECT	VOLTS-PH	MCA	MOCF	
[WH-1]	JAN CLOSET	TANK	10	140	-	4.0	-	277 - 1	14.4	20	AO SMITH DEL



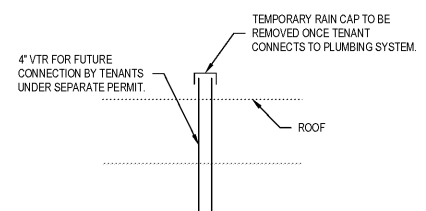
1 WATER SERVICE DETAIL
NOT TO SCALE



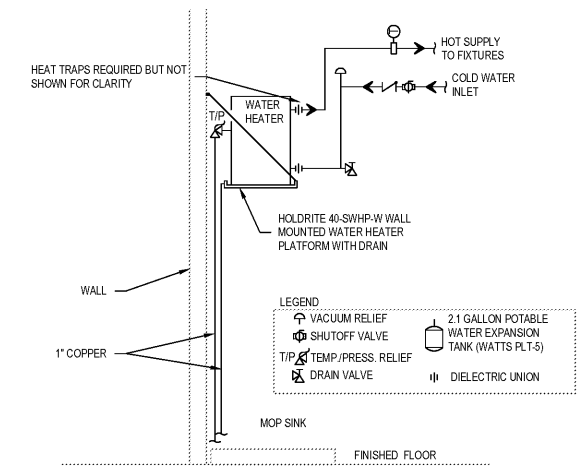
2 ROOFTOP GAS DETAIL
NOT TO SCALE



3 ROOF GAS PIPE SUPPORT DETAIL
NOT TO SCALE



4 VTR DETAIL
NOT TO SCALE



NOTES:
 • ALL PIPES WITHIN THIS DIAGRAM ARE 3/4" UNLESS OTHERWISE NOTED.
 • ALL HOT WATER PIPING SHALL BE INSULATED.
 • FIRST 8' OF COLD WATER PIPING ON INLET SHALL BE INSULATED.

5 WATER HEATER DETAIL
NOT TO SCALE



JEFFERSON BROWNE GRESHAM ARCHITECTS
 130 HUNTERTON ROAD, SUITE 1000
 MARIETTA CITY, GEORGIA 30067
 770-638-9948
 JEFFERSONBROWNEARCHITECTS.COM

REVISIONS

NO.	DESCRIPTION

RENEWED MEDICAL BUILDING
 CORE & SHELL ONLY

SOUTH FULTON, GEORGIA
 PROJECT #19-2883

03/27/2020



BRIAN J. FAGAN - PROFESSIONAL ENGINEER
 GA LICENSE NUM: 32550 - EXP: 12/31/2020

MARCH 27, 2020

PERMIT SET

RELEASE DATE

Plumbing
 Schedules
 & Details

DRAWING TITLE

© COPYRIGHT 2020 JEFFERSON BROWNE GRESHAM ARCHITECTS, INC. THIS DOCUMENT AS AN INSTRUMENT OF SERVICE REMAINS THE PROPERTY OF JEFFERSON BROWNE GRESHAM ARCHITECTS AND NO PART THEREOF MAY BE REPRODUCED IN ANY FORM WITHOUT WRITTEN PERMISSION FROM JEFFERSON BROWNE GRESHAM ARCHITECTS.



Drawn By: CH JS
 Checked By: BF
 PROJECT # P002
 19-9883 SHEET 3 of 3