



THIS DOCUMENT IS THE PROPERTY OF STUDIO 3 DESIGN GROUP, P.C. THE UNAUTHORIZED REPRODUCTION, COPYING OR OTHER WISE USE OF THIS DOCUMENT IS STRICTLY PROHIBITED AND ANY INFRINGEMENT THEREUPON MAY BE SUBJECT TO LEGAL ACTION.
COPYRIGHT 2007
STUDIO 3 DESIGN GROUP, P.C.

MEMBERS OF THE
AMERICAN INSTITUTE OF ARCHITECTS

CIVIL ENGINEER
CIVIL DESIGN SOLUTIONS
STRUCTURAL ENGINEER
SLATER ENGINEERING
PLUMBING ENGINEER
DELTA ENGINEERING GROUP, LLC.
MECHANICAL ENGINEER
DELTA ENGINEERING GROUP, LLC.
ELECTRICAL ENGINEER
DELTA ENGINEERING GROUP, LLC.

REFLECTED CEILING PLAN

ADDITION AND RENOVATIONS TO THE
BURKE COUNTY SENIOR

CENTER
717 WEST 6TH STREET
WAYNESBORO, GEORGIA

PROJECT NUMBER 201903

REVISIONS
DRAWN BY: LAK
CHECKED BY: SBH
ISSUE DATE: 4/13/2020
PLOT DATE: 4/20/2020

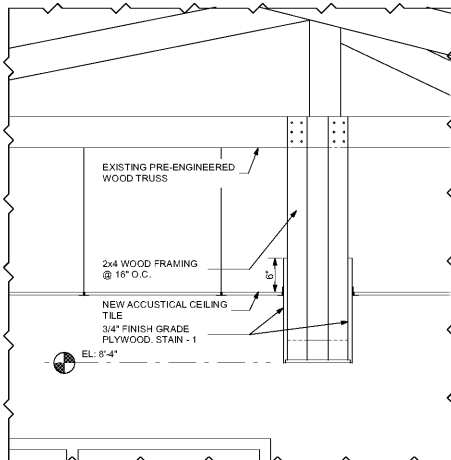
A4.1

RCP GENERAL NOTES

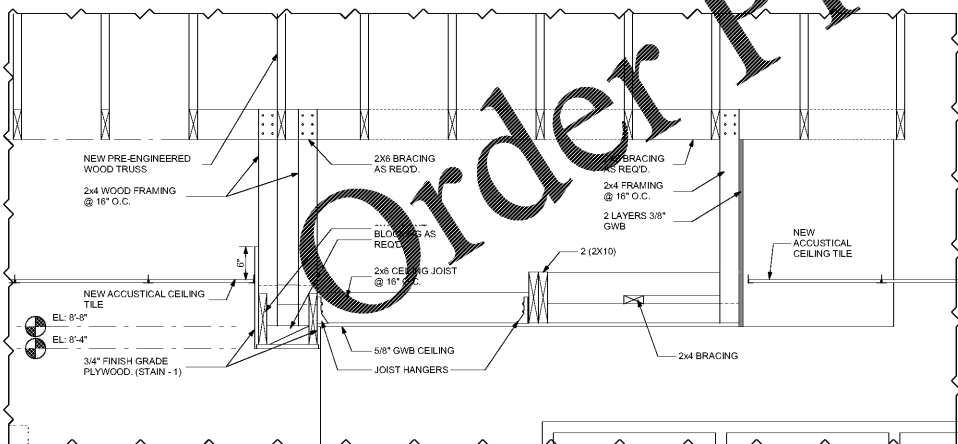
- REFER TO ELECTRICAL DRAWINGS FOR FIXTURE TYPES, AND ELECTRICAL AND MECHANICAL DRAWINGS FOR ADDITIONAL INFORMATION PERTAINING TO ELECTRICAL AND MECHANICAL WORK.
- COORDINATE SIZE AND LOCATION OF ALL ACCESS PANELS IN GWB CEILINGS WITH TRADE. REQUIRING THE SAME, ACCESS PANELS ARE SPECIFIED ARCHITECTURALLY BUT ARE REQUIRED TO BE PROVIDED BY TRADE. SPOT ALL LOCATIONS WITHIN FIXED GYPSUM BOARD CEILINGS AND RECEIVE FINAL APPROVAL FROM THE ARCHITECT BEFORE PLACEMENT.
- COORDINATE CEILING SUSPENSION SYSTEMS WITH OTHER CEILING SPACE EQUIPMENT SUPPORTS.
- ALL SMOKE BARRIER PARTITIONS, HORIZONTAL EXIT ENCLOSURES AND FIRE RATED PARTITIONS WHICH EXTEND TO THE DECK ABOVE ARE INDICATED ON SHEETS LS1.1, A2.1, AND A4.1 (SEE LEGEND).
- ALL GYPSUM BOARD FASCIAS AT CEILING SOFFITS WHICH ARE ADJACENT TO LAY-IN CEILINGS SHALL EXTEND 6" MINIMUM ABOVE LAY-IN CEILINGS.
- PROVIDE SUPPORT BLOCKING, ABOVE GYPSUM BOARD CEILINGS, AS REQUIRED FOR MISCELLANEOUS SUSPENDED ITEMS (I.E. CURTAIN TRACKS, WINDOW SHADES, ACOUSTICAL BAFFLES, ETC.) WHERE REQUIRED.

RCP GENERAL NOTES


	2x4 OR 2x2 LED TROFFER FIXTURE
	EXISTING 2x4 LED TROFFER FIXTURE IN "BATTERY" RESTROOMS TO BE REUSED
	SURFACE MOUNTED LED STRIP FIXTURE
	RECESSED CAN FIXTURE
	PENDANT FIXTURE
	CEILING MOUNTED FIXTURE
	WALL MOUNTED FIXTURE
	1/2" CEMENT BOARD W/ EIFS COATING, EXPT-3 -SEE EXTERIOR PAINT SCHEDULE ON A6.1
	5/8" GYPSUM WALLBOARD CEILING ON 1/2", 25 GA, HOT CHANNELS @ 16" O.C. ON BOTTOM BOARD OF TRUSSES. (UL PF22 ASSEMBLY)
	5/8" GYPSUM WALLBOARD CEILING - 1-HOUR RATED
	STAINED WOOD BULKHEAD - SEE FINISH SCHEDULE
	EXISTING CEILING TO REMAIN. REPLACE LIGHTS ONLY.
	ACT-1: (ALL CEILING UNLESS OTHERWISE NOTED) 2x2 ACOUSTICAL CEILING TILE: USG, MARS PANELS, CLIMAPLUS, ITEM: 85185, SQUARE LAY-IN, COLOR: WHITE. PROVIDE: DX/DXL 15/16" EXPOSED TEE GRID SYSTEM (WHITE)
	ACT-2: (KITCHEN CEILING) 2X2 VINYL-LAMINATED GYPSUM PANELS WITH WASHABLE/SCRUBBABLE FINISH: USG, SHEETROCK BRAND LAY-IN GYPSUM CEILING PANELS, CLIMAPLUS, ITEM: 3260, SQUARE LAY-IN, COLOR: WHITE. PROVIDE: DX/DXL 15/16" EXPOSED TEE GRID SYSTEM (WHITE)
	FINISHED CEILING HEIGHT
	MECHANICAL DIFFUSERS AND VENTS (SEE MECHANICAL DRAWINGS)
	SMOKE BARRIER PARTITIONS, HORIZONTAL EXIT ENCLOSURES OR FIRE RATED PARTITIONS WHICH EXTEND TO THE DECK ABOVE (SEE LIFE SAFETY PLANS)
	WALL MOUNTED EXIT SIGN
	EXIT SIGN



6 CORR. BULKHEAD TYP.
SCALE: 1:15.54



11 BULKHEAD ABOVE RECEPTION DETAIL
SCALE: 3/4" = 1'-0"



13 FIRST FLOOR REFLECTED CEILING PLAN
SCALE: 1/8" = 1'-0"