



SCOPE DOCUMENTS

The Contract Documents Issued for [Conceptual Design, Schematic Design, Design Development, Partial Construction Documents or Other Issuance up to Issued for Construction] are intended to be at that level of development and as such, may be neither complete nor coordinated. The [Construction Manager, Contractor, Design/Builder] is responsible for complete and coordinated pricing [and execution] of the Work, and shall include items necessary for the proper execution and completion of the Work, as shown, specified, reasonably inferred or required for a complete Project. For Work of obligated design, systems, assemblies, components and materials shall comply with national, state and local code requirements. The [Construction Manager, Contractor, Design/Builder] shall inform the Owner and Architect, in timely fashion, of any discovered omissions, inconsistencies or errors in the Contract Documents.

ISSUANCES		
No.	Drawing Issue Description	Date
1	DESIGN DEVELOPMENT	3/18/20

GADGE CODE: 5066
FTE - 450
EXISTING IU - 38
PROPOSED IU - 33

BARACK & MICHELLE OBAMA ACADEMY



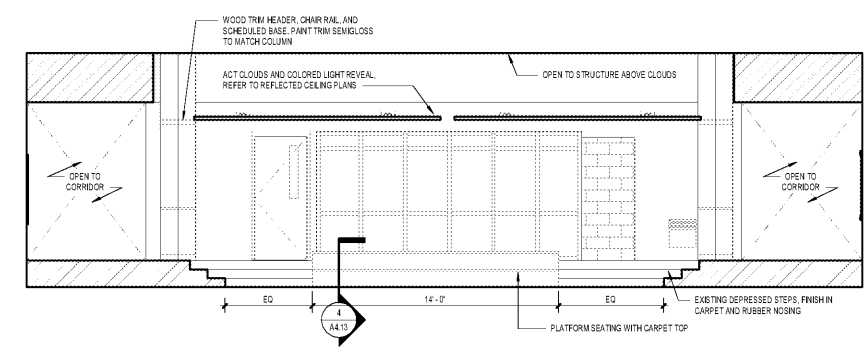
970 Martin St SE, Atlanta, GA 30315

ATLANTA PUBLIC SCHOOLS

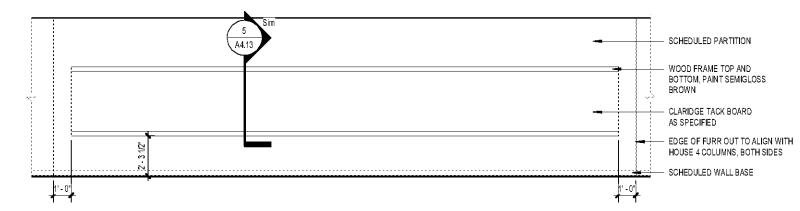
ENLARGED PLANS & DETAILS - HOUSE 4

ROBERT A. JUST	20190109
Principal/Designer	Project No.
S. TARGHAN	031820
Project Manager	Date
B. FERREN	
Project Architect	
G. HAHN / K. LANGUB	
Staff Architect	
B. FERREN / G. HAHN	
Interior Designer	

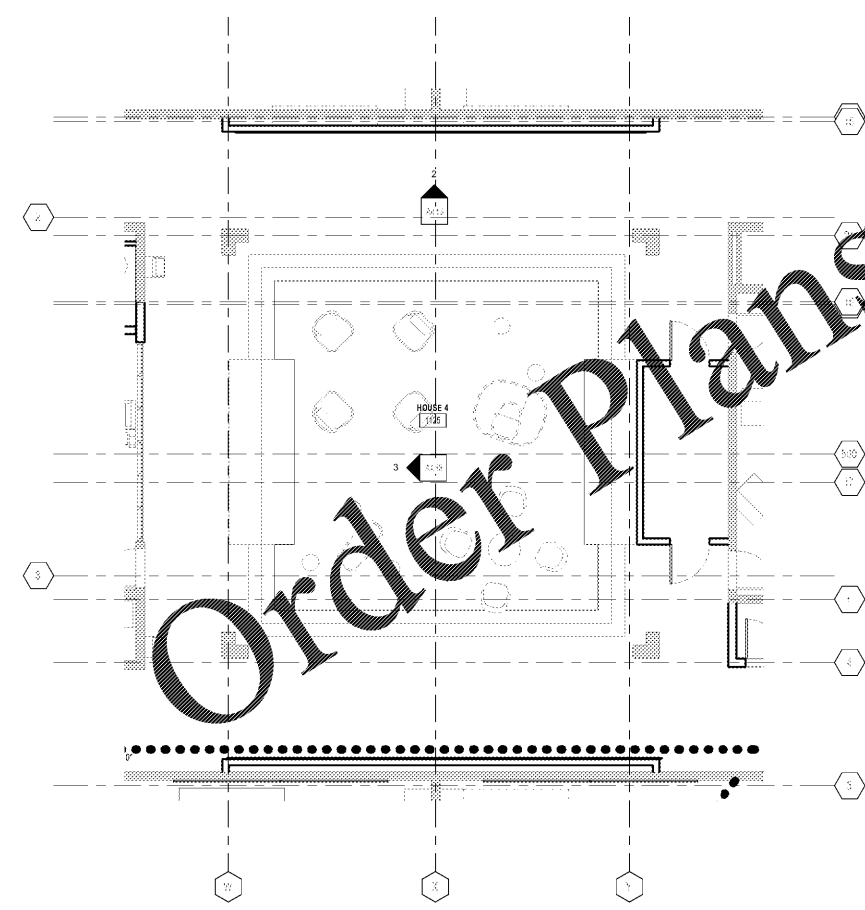
A4.13



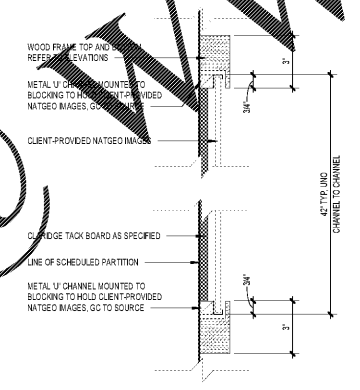
3 ELEVATION - HOUSE 4 - PLAN WEST
A4.13 SCALE: 1/4" = 1'-0"



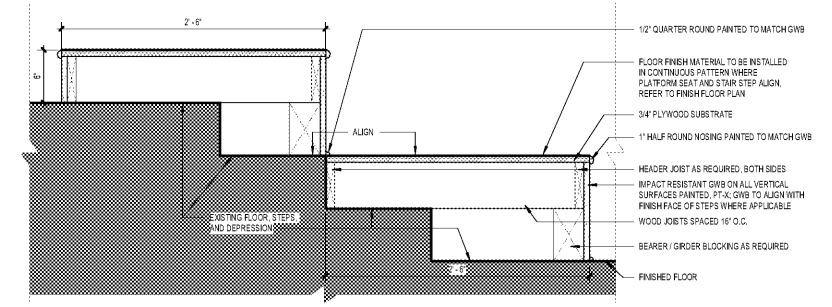
2 ELEVATION - HOUSE 4 - PLAN NORTH
A4.13 SCALE: 1/4" = 1'-0"



1 ENLARGED 1ST FLOOR PLAN - AREA B - HOUSE 4
A4.13 SCALE: 3/16" = 1'-0"



5 DETAIL - TACK BOARD DISPLAY
A4.13 SCALE: 3" = 1'-0"



4 SECTION - PLATFORM SEAT AT HOUSE 4
A4.13 SCALE: 1/12" = 1'-0"

PROJECT NUMBER: 20190109 PROJECT NAME: BARACK & MICHELLE OBAMA ACADEMY
DATE: 02/13/2020 DRAWN BY: S. TARGHAN CHECKED BY: B. FERREN PLOTTED BY: S. TARGHAN
3/17/2020 6:47:43 PM

WWW.LDILine.com