

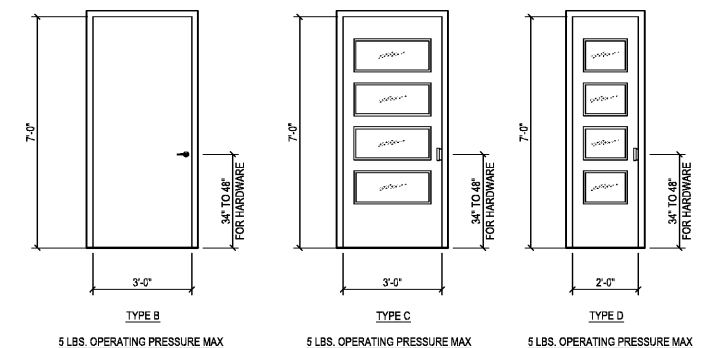
ROOM NUMBER	ROOM NAME	FLOOR		CEILING FINISH	CEILING HEIGHT	WALL FINISH				
		FLOOR FINISH	BASE			WEST WALL	NORTH WALL	EAST WALL	WEST WALL	
100	WAITING ROOM	LVT 1	RUBBER WALL BASE	GYP BD FT-1	12'-0"	GYP BD FT-1	GYP BD FT-1	GYP BD FT-1	GYP BD FT-1	GYP BD FT-1
101	WAITING ROOM	LVT 1	RUBBER WALL BASE	GYP BD FT-1	11'-0"	GYP BD FT-1	GYP BD FT-1	GYP BD FT-1	GYP BD FT-1	GYP BD FT-1
102	WAITING ROOM	CRPT 1	RUBBER WALL BASE	GYP BD FT-1	12'-0"	GYP BD FT-1	GYP BD FT-1	GYP BD FT-1	GYP BD FT-1	GYP BD FT-1
103	CHECK IN	CRPT 1	RUBBER WALL BASE	ACOUSTICAL CEILING TILE	12'-0"	GYP BD FT-1	GYP BD FT-1	GYP BD FT-1	GYP BD FT-1	GYP BD FT-1
104	CHECK OUT	CRPT 1	RUBBER WALL BASE	ACOUSTICAL CEILING TILE	12'-0"	GYP BD FT-1	GYP BD FT-1	GYP BD FT-1	GYP BD FT-1	GYP BD FT-1
105	RESTROOM	PORCELAIN TILE	PORCELAIN TILE BASE	GYP BD FT-1	9'-0"	GYP BD FT-1/TILE	GYP BD FT-1/TILE	GYP BD FT-1/TILE	GYP BD FT-1/TILE	GYP BD FT-1/TILE
106	RESTROOM	PORCELAIN TILE	PORCELAIN TILE BASE	GYP BD FT-1	9'-0"	GYP BD FT-1/TILE	GYP BD FT-1/TILE	GYP BD FT-1/TILE	GYP BD FT-1/TILE	GYP BD FT-1/TILE
107	PANO	CRPT 1	RUBBER WALL BASE	ACOUSTICAL CEILING TILE	12'-0"	GYP BD FT-1	GYP BD FT-1	GYP BD FT-1	GYP BD FT-1	GYP BD FT-1
108	OP 1	LVT 2	RUBBER WALL BASE	ACOUSTICAL CEILING TILE	12'-0"	GYP BD FT-1	GYP BD FT-1	GYP BD FT-1	GYP BD FT-1	GYP BD FT-1
109	OP 2	LVT 2	RUBBER WALL BASE	ACOUSTICAL CEILING TILE	12'-0"	GYP BD FT-1	GYP BD FT-1	GYP BD FT-1	GYP BD FT-1	GYP BD FT-1
110	OP 3	LVT 2	RUBBER WALL BASE	ACOUSTICAL CEILING TILE	12'-0"	GYP BD FT-1	GYP BD FT-1	GYP BD FT-1	GYP BD FT-1	GYP BD FT-1
111	OP 4	LVT 2	RUBBER WALL BASE	ACOUSTICAL CEILING TILE	12'-0"	GYP BD FT-1	GYP BD FT-1	GYP BD FT-1	GYP BD FT-1	GYP BD FT-1
112	OP 5	LVT 2	RUBBER WALL BASE	ACOUSTICAL CEILING TILE	12'-0"	GYP BD FT-1	GYP BD FT-1	GYP BD FT-1	GYP BD FT-1	GYP BD FT-1
113	STORAGE	VCT	RUBBER WALL BASE	ACOUSTICAL CEILING TILE	9'-0"	GYP BD FT-1	GYP BD FT-1	GYP BD FT-1	GYP BD FT-1	GYP BD FT-1
114	OP 6	LVT 2	RUBBER WALL BASE	ACOUSTICAL CEILING TILE	12'-0"	GYP BD FT-1	GYP BD FT-1	GYP BD FT-1	GYP BD FT-1	GYP BD FT-1
115	OP 7	LVT 2	RUBBER WALL BASE	ACOUSTICAL CEILING TILE	12'-0"	GYP BD FT-1	GYP BD FT-1	GYP BD FT-1	GYP BD FT-1	GYP BD FT-1
116	DOC OFFICE	CRPT 1	RUBBER WALL BASE	ACOUSTICAL CEILING TILE	12'-0"	GYP BD FT-1	GYP BD FT-1	GYP BD FT-1	GYP BD FT-1	GYP BD FT-1
117	MED	VCT	RUBBER WALL BASE	ACOUSTICAL CEILING TILE	9'-0"	GYP BD FT-1	GYP BD FT-1	GYP BD FT-1	GYP BD FT-1	GYP BD FT-1
118	STER / LAB	VCT	RUBBER WALL BASE	ACOUSTICAL CEILING TILE	9'-0"	GYP BD FT-1	GYP BD FT-1	GYP BD FT-1	GYP BD FT-1	GYP BD FT-1
119	MECHANICAL	VCT	RUBBER WALL BASE	ACOUSTICAL CEILING TILE	9'-0"	GYP BD FT-1	GYP BD FT-1	GYP BD FT-1	GYP BD FT-1	GYP BD FT-1
120	BREAK ROOM	VCT	RUBBER WALL BASE	ACOUSTICAL CEILING TILE	9'-0"	GYP BD FT-1	GYP BD FT-1	GYP BD FT-1	GYP BD FT-1	GYP BD FT-1
121	CORRIDOR	CRPT 2	RUBBER WALL BASE	ACOUSTICAL CEILING TILE	11'-0"	GYP BD FT-1	GYP BD FT-1	GYP BD FT-1	GYP BD FT-1	GYP BD FT-1
122	CORRIDOR	CRPT 2	RUBBER WALL BASE	ACOUSTICAL CEILING TILE	11'-0"	GYP BD FT-1	GYP BD FT-1	GYP BD FT-1	GYP BD FT-1	GYP BD FT-1

FINISH SCHEDULE	MATERIAL	MANUFACTURER	STYLE	COLOR	LOCATION	
						MARK
FF 1	PAINT	SHERWIN-WILLIAMS	AS SPECIFIED	SW 7757	HIGH REFLECTIVE WHITE	MAIN WALLS
FF 2	PAINT	SHERWIN-WILLIAMS	AS SPECIFIED	SW 9170	ACER	ACCENT WALL 1
FF 3	PAINT	SHERWIN-WILLIAMS	AS SPECIFIED	SW 7020	BLACK FOX	ACCENT WALL 2
FF 4	CERAMIC TILE	SELECTED BY OWNER	SELECTED BY OWNER	---	SELECTED BY OWNER	RESTROOMS
CRPT 1	BIGDOLLOM	MONOMARK	NEW BASICS II 2628	# 978	CHARCOAL	CHECK IN, CHECK OUT, KIDS NOOK, DOC OFFICE, PANO, CONSULT
CRPT 2	CARPET TILE	MANNINGTON	FRENCHY COLLECTION	SM4 4238	GREY CHARCOAL	HALLWAY
LVT 1	VINYL PLANK	MANNINGTON	SPACIA WOOD	SS9V250	NORDIC OAK	WAITING
LVT 2	VINYL PLANK	MANNINGTON	SPACIA WOOD	SS9V248	WHITE OAK	OPERATORIES
VCT 1	VINYL COMPOSITION TILE	STERLING VCT	FLOOR & DECOR	3194	GREY	BREAK RM, STERILIZATION LAB, MECHANICAL (MX HALF)
VCT 2	VINYL COMPOSITION TILE	WHITOUT VCT	FLOOR & DECOR	31918	WHITE	BREAK RM, STERILIZATION LAB, MECHANICAL (MX HALF)
RS 1	4" RUBBER BASE	ROPPE	RIO SERIES	132	CHARCOAL	CONSULT / PANO
3D1	3D PANELS	INHAUTLIVING.COM	CHRISTALIS	---	PAINT GRADE	WAITING ROOM ACCENT WALL
3D2	3D PANELS	INHAUTLIVING.COM	ARCHITECT	---	PAINT GRADE	HALLWAY NICHES
---	---	---	---	---	---	---

DOOR MARK	SIZE	LOCATION	DOOR DATA			FRAME DATA			HARDWARE	REMARKS
			MATERIAL	TYPE	FINISH	MATERIAL	FINISH	SET #		
D01	3'-0" X 7'-0" X 1 3/4"	WAITING RM	SC WOOD	B	PAINTED	HOLLOW METAL	PAINTED	#1	WITH DOOR CLOSER	
D02	3'-0" X 7'-0" X 1 3/4"	WAITING RM	EXISTING	EXISTING	EXISTING	EXISTING	EXISTING	EXISTING	EXISTING DOOR	
D03	3'-0" X 7'-0" X 1 3/4"	RESTROOM	SC WOOD	B	PAINTED	HOLLOW METAL	PAINTED	#1	LEVER HARDWARE, PRIVACY SET, 5 LB PRESSURE MAX WITH DOOR CLOSURE	
D04	3'-0" X 7'-0" X 1 3/4"	CORRIDOR	SC WOOD	B	PAINTED	HOLLOW METAL	PAINTED	#2	LEVER HARDWARE, 5 LB PRESSURE MAX WITH DOOR CLOSURE	
D05	3'-0" X 7'-0" X 1 3/4"	RESTROOM	SC WOOD	B	PAINTED	HOLLOW METAL	PAINTED	#1	LEVER HARDWARE, PRIVACY SET, 5 LB PRESSURE MAX WITH DOOR CLOSURE	
D06	3'-0" X 7'-0" X 1 3/4"	OP 1	SC WOOD	D	PAINTED	WOOD	PAINTED	#3	POCKET H.F. LT. W/HVY. DTY. FRM - JOHNSON 152089FF	
D07	3'-0" X 7'-0" X 1 3/4"	OP 2	SC WOOD	C	PAINTED	WOOD	PAINTED	#3	POCKET H.F. LT. W/HVY. DTY. FRM - JOHNSON 152089FF	
D08	3'-0" X 7'-0" X 1 3/4"	OP 3	SC WOOD	D	PAINTED	WOOD	PAINTED	#3	POCKET H.F. LT. W/HVY. DTY. FRM - JOHNSON 152089FF	
D09	3'-0" X 7'-0" X 1 3/4"	OP 4	SC WOOD	C	PAINTED	WOOD	PAINTED	#3	POCKET H.F. LT. W/HVY. DTY. FRM - JOHNSON 152089FF	
D10	3'-0" X 7'-0" X 1 3/4"	OP 5	SC WOOD	D	PAINTED	WOOD	PAINTED	#3	POCKET H.F. LT. W/HVY. DTY. FRM - JOHNSON 152089FF	
D11	3'-0" X 7'-0" X 1 3/4"	OP 6	SC WOOD	C	PAINTED	WOOD	PAINTED	#3	POCKET H.F. LT. W/HVY. DTY. FRM - JOHNSON 152089FF	
D12	3'-0" X 7'-0" X 1 3/4"	OP 7	SC WOOD	D	PAINTED	WOOD	PAINTED	#3	POCKET H.F. LT. W/HVY. DTY. FRM - JOHNSON 152089FF	
D13	3'-0" X 7'-0" X 1 3/4"	OP 8	SC WOOD	C	PAINTED	WOOD	PAINTED	#3	POCKET H.F. LT. W/HVY. DTY. FRM - JOHNSON 152089FF	
D14	3'-0" X 7'-0" X 1 3/4"	OP 9	SC WOOD	C	PAINTED	WOOD	PAINTED	#3	POCKET H.F. LT. W/HVY. DTY. FRM - JOHNSON 152089FF	
D15	3'-0" X 7'-0" X 1 3/4"	STORAGE	SC WOOD	B	PAINTED	HOLLOW METAL	PAINTED	#1	LEVER HARDWARE, PRIVACY SET, 5 LB PRESSURE MAX WITH DOOR CLOSURE	
D16	3'-0" X 7'-0" X 1 3/4"	MED	SC WOOD	B	PAINTED	HOLLOW METAL	PAINTED	#1	LEVER HARDWARE, PRIVACY SET, 5 LB PRESSURE MAX WITH DOOR CLOSURE	
D17	3'-0" X 7'-0" X 1 3/4"	DOC OFFICE	SC WOOD	B	PAINTED	HOLLOW METAL	PAINTED	#1	LEVER HARDWARE, PRIVACY SET, 5 LB PRESSURE MAX WITH DOOR CLOSURE	
D18	3'-0" X 7'-0" X 1 3/4"	STER. / LAB	SC WOOD	C	PAINTED	WOOD	PAINTED	#3	POCKET H.F. LT. W/HVY. DTY. FRM - JOHNSON 152089FF	
D19	3'-0" X 7'-0" X 1 3/4"	BREAK ROOM	SC WOOD	C	PAINTED	WOOD	PAINTED	#3	POCKET H.F. LT. W/HVY. DTY. FRM - JOHNSON 152089FF	
D20	3'-0" X 7'-0" X 1 3/4"	MECHANICAL	SC WOOD	B	PAINTED	HOLLOW METAL	PAINTED	#1	LEVER HARDWARE, PRIVACY SET, 5 LB PRESSURE MAX WITH DOOR CLOSURE	
D21	3'-0" X 7'-0" X 1 3/4"	BREAK ROOM	SC WOOD	B	PAINTED	HOLLOW METAL	PAINTED	#1	LEVER HARDWARE, PRIVACY SET, 5 LB PRESSURE MAX WITH DOOR CLOSURE	
D22	6'-0" X 7'-0" X 1 3/4"	CORRIDOR	EXISTING	EXISTING	EXISTING	EXISTING	EXISTING	EXISTING	EXISTING DOOR	

NOTE: POCKET DOORS - ALL POCKET DOORS TO HAVE A 5 LB OPERATING PRESSURE MAX. HARDWARE SHALL ALLOW A POCKET DOOR TO OPEN 32" MIN. IN THE CLEAR AND NOT REQUIRE A TIGHT GRASPING, PRICKING OR TWISTING MOTION TO OPERATE.
 NOTE: DOORS - USE SCHAEGLE DOOR HARDWARE INSTALLATION RECOMMENDATIONS.

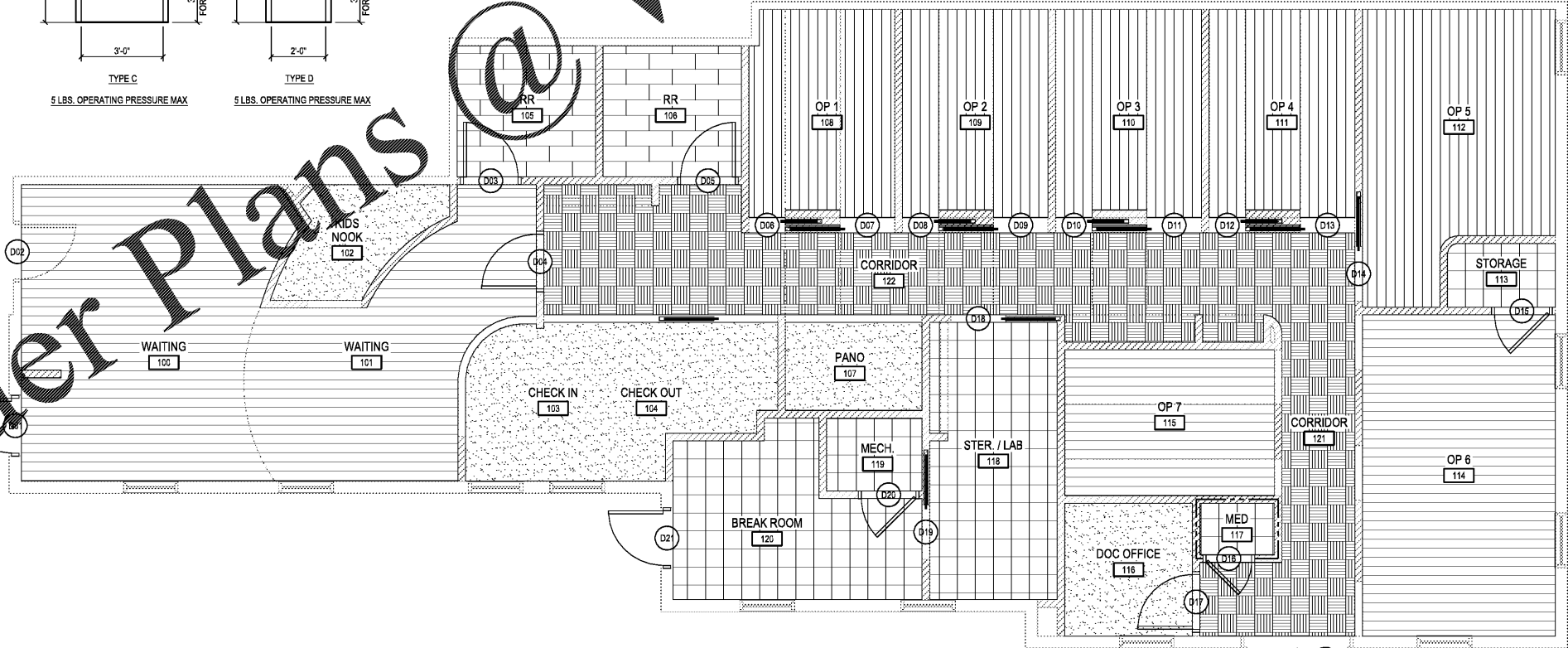
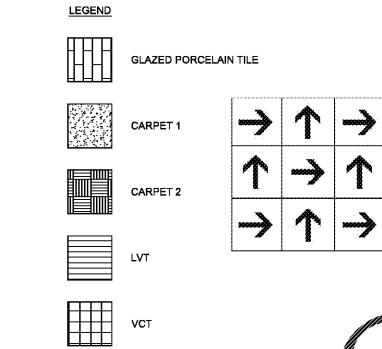
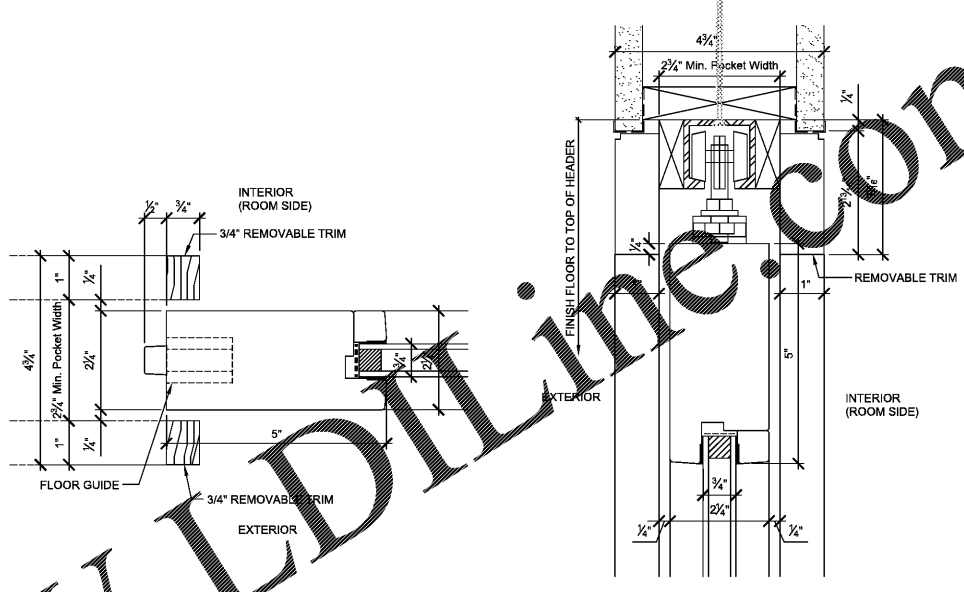
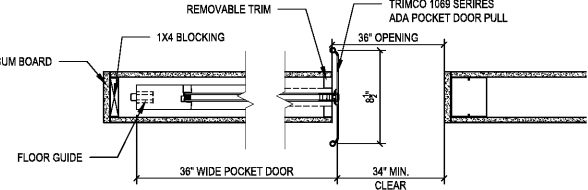
SET #	DESCRIPTION
#1	LEVER 3 EA. BUTT HINGES 1EA. PRIVACY LOCKSET 1 DOOR CLOSER - SURFACE MOUNT 1 EA. KICKPLATE @ INTERIOR
#2	LEVER 3 EA. BUTT HINGES 1 DOOR CLOSER - SURFACE MOUNT 1 EA. KICKPLATE @ INTERIOR
#3	TRIMCO 1069 SERIES ADA POCKET DOOR PULL



4 POCKET DOOR DETAIL
SCALE: 1 1/2" = 1'-0"

INT-STUD-DOOR-JAMB-DTL
SCALE: 6" = 1'-0"

2 INT-STUD-DOOR-JAMB-DTL
SCALE: 6" = 1'-0"



1 FLOOR FINISH PLAN
SCALE: 1/4" = 1'-0"

LEAN
dental design

8000 IH-10, FRONTAGE RD., STE 300
SAN ANTONIO, TX 78230
210-899-4500

DENTAL OFFICES OF
DR. FREITAS & DR. SOUZA

1790 I NW 5TH STREET, SUITE 202, PEMBROKE PINES, FL 33029

ISSUE	
NO.	DESCRIPTION
1	2/25/2020 FOR BID & CONSTRUCTION

Project No. 1 Date: 1
 Sheet Title: FLOOR FINISHES
 Page No. A500
 SHEET 10 OF 13