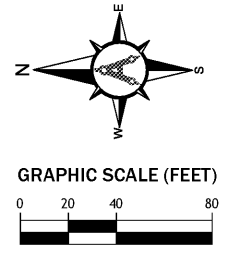
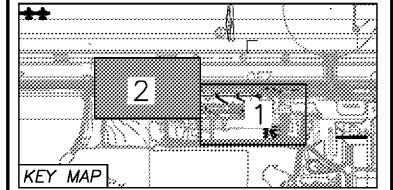




HOLT
CONSULTING COMPANY, L.L.C.
6340 Sugarloaf Parkway, Suite 380
Duluth, GA 30097
678.775.6819-www.holtconsultingco.com

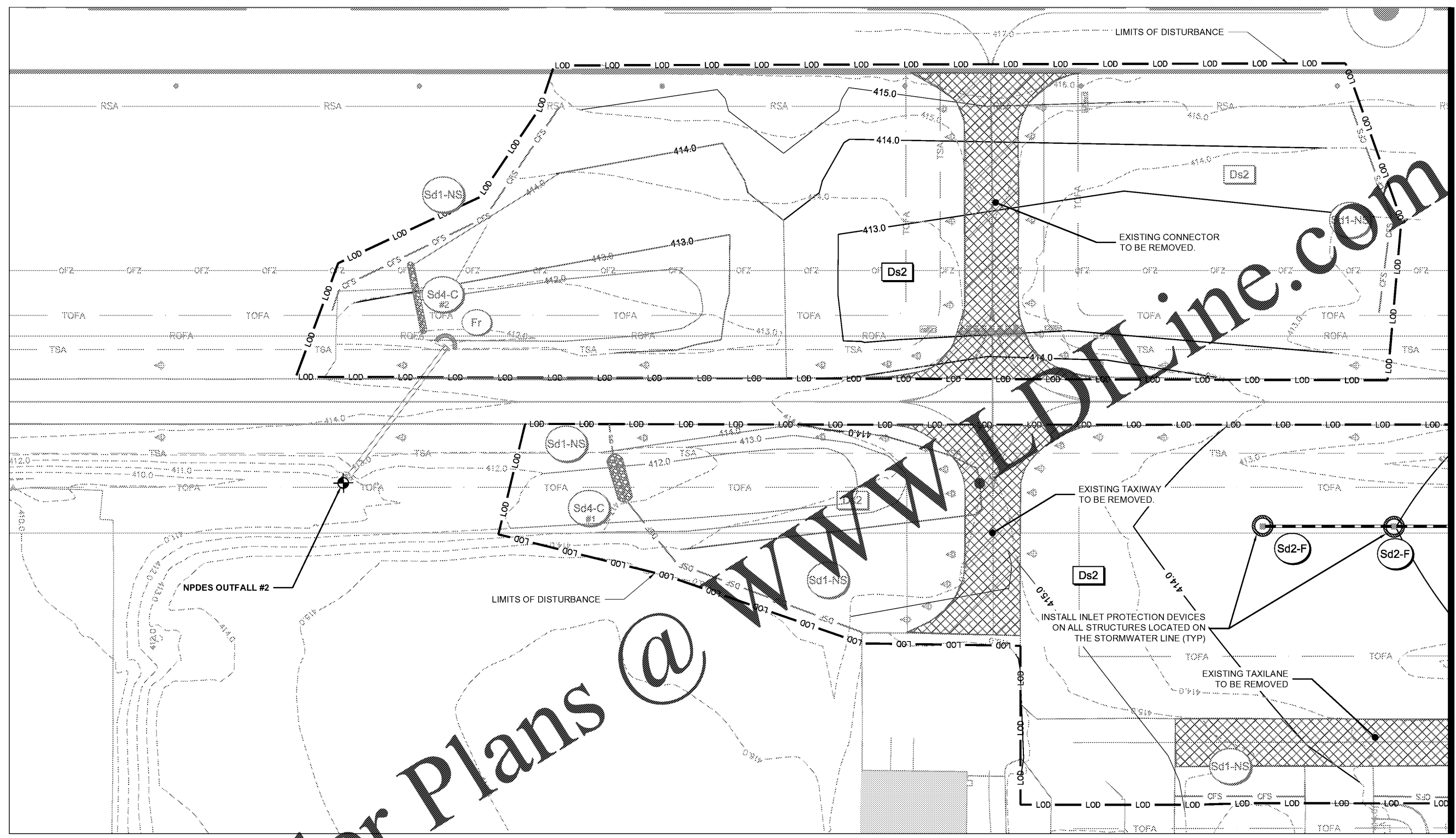


REVISIONS			
No.	Description	Date	By

Project Name: **APRON EXPANSION PROJECT**

Sheet Name: **ES&PCP GRADING PHASE NO. 2**

GDOT Project Number: APXXX-XXXX-XX(XXX)	Holt Project Number: GAxxxx-xx
Designer: W. MCNAMARA	Technician: B. GARROW
Checked by: D. SKURKY	Submitted / Issue Date: FEBRUARY, 2020
CAD File: CX14 Grading Phase.dwg	Plotting: Feb 11, 2020 - 8:22am by George Sumner
Scale: 1" = 40'	Drawing Number: CE 2.02



Order Plans @ www.lodonline.com

EROSION CONTROL LEGEND			
Co CONSTRUCTION ENTRANCE	Sd2-F INLET SEDIMENT TRAP, FILTER FABRIC	Ss SLOPE STABILIZATION	
Cw CONCRETE WASHOUT	Sd3 TEMPORARY SEDIMENT BASIN	St RIPRAP OUTLET PROTECTION	
Du DUST CONTROL	Sd1-NS SILT FENCE - TYPE NON-SENSITIVE DOUBLE ROW	Fr STONE FILTER RING	
Ds1 DISTURBED AREA STABILIZATION (W/ MULCHING)	Sd1-NS SILT FENCE - TYPE NON-SENSITIVE COMPOST FILTER SOCK	Sk POND SKIMMER	
Ds2 DISTURBED AREA STABILIZATION, TEMPORARY SEEDING	LOD LIMITS OF DISTURBANCE		EXISTING INFRASTRUCTURE TO BE REMOVED
Ds3 DISTURBED AREA STABILIZATION, PERMANENT SEEDING	DSF DSF DSF DSF	Sd4-C TEMPORARY SEDIMENT TRAP, ROCK OUTLET	
Ds4 DISTURBED AREA STABILIZATION, SODDING	CFS CFS CFS CFS		

24 HOUR CONTACT:
JAMES MARQUARFT
PHONE: (478)-988-3699

LIMITS OF DISTURBANCE (GRADING PHASE): 14.5 ACRES



ES&PCP PREPARER:
AULICK ENGINEERING
1900 CENTURY PLACE
N.E. SUITE 305
CHAMBLEE, GA
(678)825-8196