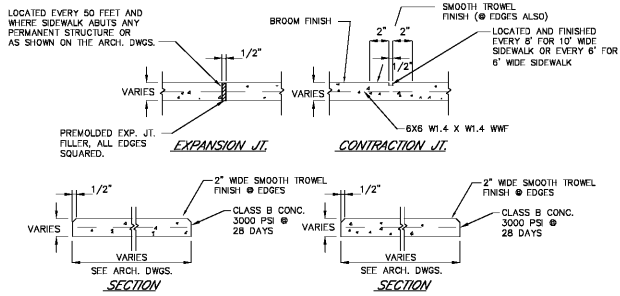
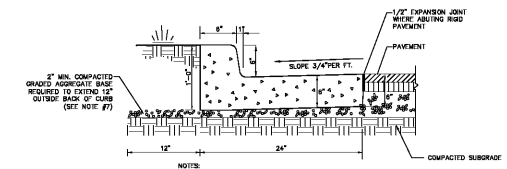


- NOTES:
1. SURFACES ALONG ACCESSIBLE ROUTES SHALL BE SLIP RESISTANT.
 2. MAXIMUM SLOPE OF FLARED SIDE SHALL BE 1V:10H.
 3. CURB RAMP SHALL HAVE HAVE A DETECTABLE WARNING TEXTURE, EXTENDING THE FULL WIDTH AND DEPTH OF THE CURB RAMP, INCLUDING FLARES. (DETECTABLE MARKINGS SHALL CONSIST OF RAISED TRUNCATED DOMES WITH A DIAMETER OF NOMINAL 0.9", A HEIGHT OF NOMINAL 0.2" AND A CENTER-TO-CENTER SPACING OF NOMINAL 2.35 INCHES AND SHALL CONTRAST VISUALLY WITH ADJACENT SURFACES, EITHER LIGHT-ON-DARK, OR DARK-ON-LIGHT, THE MATERIALS USED TO PROVIDE CONTRAST SHALL BE AN INTEGRAL PART OF THE WALKING SURFACE.)
 4. BUILT-UP CURB RAMP SHALL BE LOCATED SO THAT THEY DO NOT PROJECT INTO VEHICULAR TRAFFIC LANES.

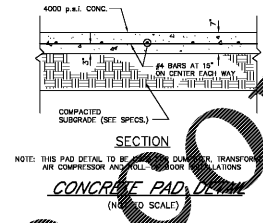
STANDARD HANDICAP RAMP DETAIL
(NOT TO SCALE)



EXPANSION JT.
CONTRACTION JT.
SECTION
SECTION
NOTE: THIS DETAIL IS TO ALSO BE UTILIZED FOR EXTERIOR DOOR STOOPS.
SEE ARCHITECTURAL DWGS. FOR EXACT LOCATION AND DIMENSIONS.
NOTE: 10' WIDE SIDEWALKS SHALL BE 6" THICK AND 5' WIDE SIDEWALKS SHALL BE 4" THICK.
SIDEWALK DETAIL
(NOT TO SCALE)



24" CONCRETE CURB & GUTTER
(NOT TO SCALE)



CONCRETE PAD DETAIL
(NOT TO SCALE)

Order Plans @ www.LDILine.com