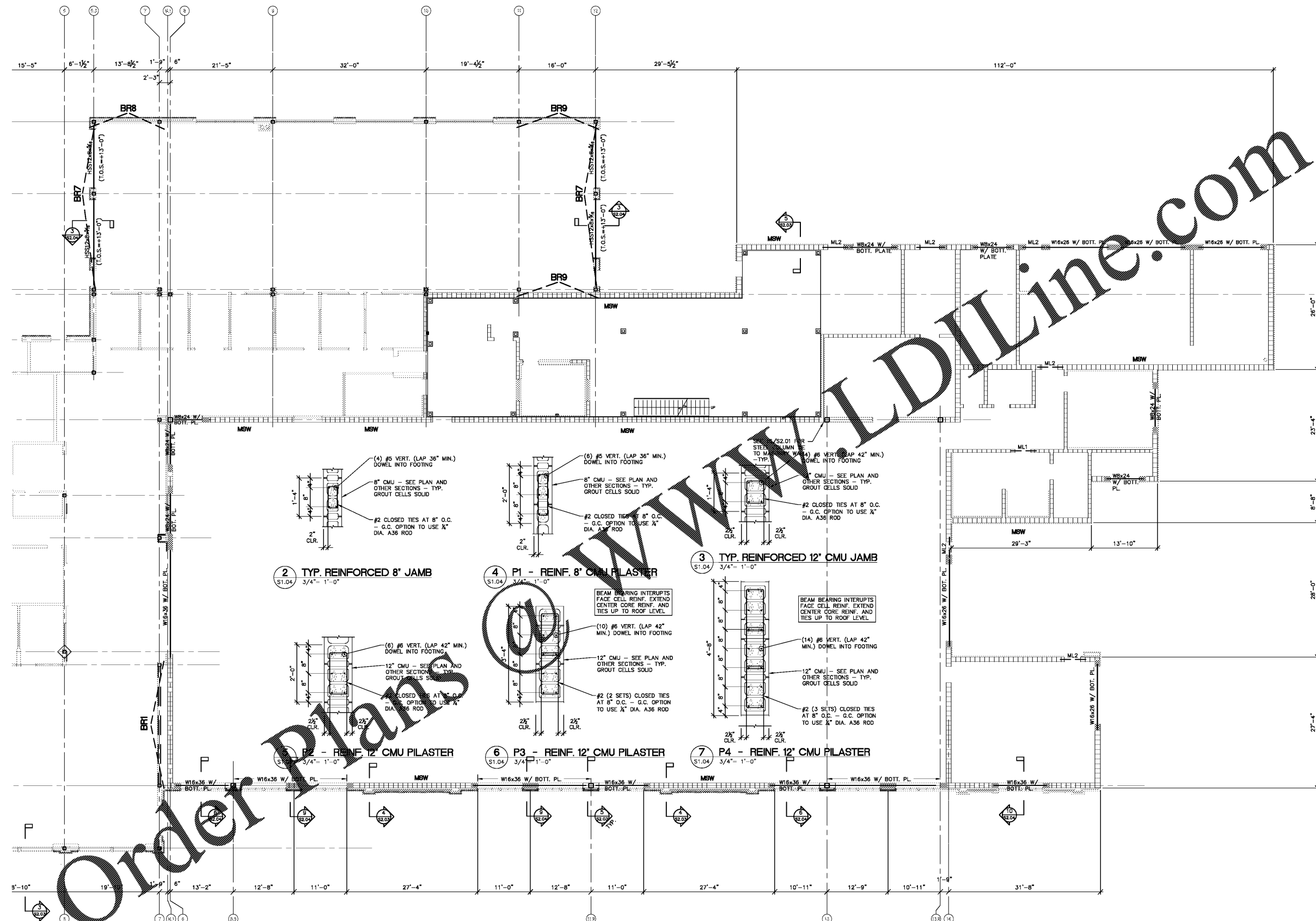


File: X:\Smiley_Engineering\2019\F&D - Integra\2019\Hyundai Redesign of 2017 Plans\Struct\Plans-Hyundai\Drawings\Plotted: 3/1/2020 4:12 PM by CONOR
 Sheet Template ID: ORE-F-07-B




#5 AT 32" MAX. IN 8" CMU WALLS
 #6 AT 32" MAX. IN 12" CMU WALLS
 -TYP. ALL INTERIOR AND EXTERIOR
 UNLESS LABELED "MSW-X" -SEE
 MASONRY SHEAR WALL REINF. REQUIREMENTS
 WALLS U.N.O. -SEE SECTIONS -PROVIDE
 W1.7 (6EA) HORIZ. WALL TIES AT 16"
 MAX. ALL MASONRY WALLS - TYP. U.N.O.


MASONRY LINTEL SCHEDULE	
ML1	8"x16" REINF. W/ 1 #5 T&B -SEE DETAILS 20-22/S2.01
ML2	12"x16" REINF. W/ 2 #5 T&B -SEE DETAILS 20-22/S2.01

1 PARTIAL LINTEL LEVEL PLAN
 S1.04 1/8" = 1'-0"

NOTES:
 1. ALL ELEVATIONS REFERENCED FROM FIN. FL. ELEV. 804.50' (0-0).
 2. TOP OF STEEL - T.O.S. FOR BEAMS AS SHOWN ON PLAN & SECTIONS (U.O.N.)
 3. CONTRACT DRAWINGS SHALL NOT BE USED FOR SHOP DRAWINGS.
 4. SEE SHEET S3.02 FOR GENERAL NOTES.
 5. ALL BEAMS SHALL BE GRADE #922.
 6. SEE SHEET S3.01 FOR BRACED FRAME ELEVATIONS & DETAILS.
 7. TYP. EXTERIOR WINDOW OPENINGS W/O BEAM NOMENCLATURE SHALL HAVE BRICK SUPPORTED BY 2#4x#4 (LLV) LOOSE STEEL W/ 8" MIN. BEARING ON EA. SIDE. SHOP PRIME AND ONE FIELD COAT SEE SECTION 09 9000 PAINTING SPECIFICATION



Scale:



Revisions:

Number	Date	Description

Project Title:
HYUNDAI SOUTH CHARLOTTE

10518 CADILLAC STREET
 PINEVILLE, NC 28134

Project No: 2538.00

Drawing Title:
PARTIAL LINTEL PLAN

SET ISSUE DATE
 MARCH 4, 2020
 100% CD

Sheet:
S1.04