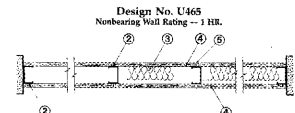
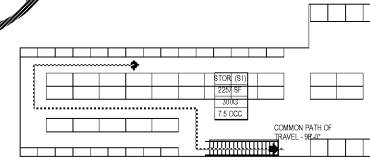
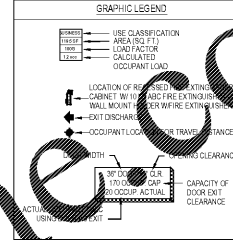
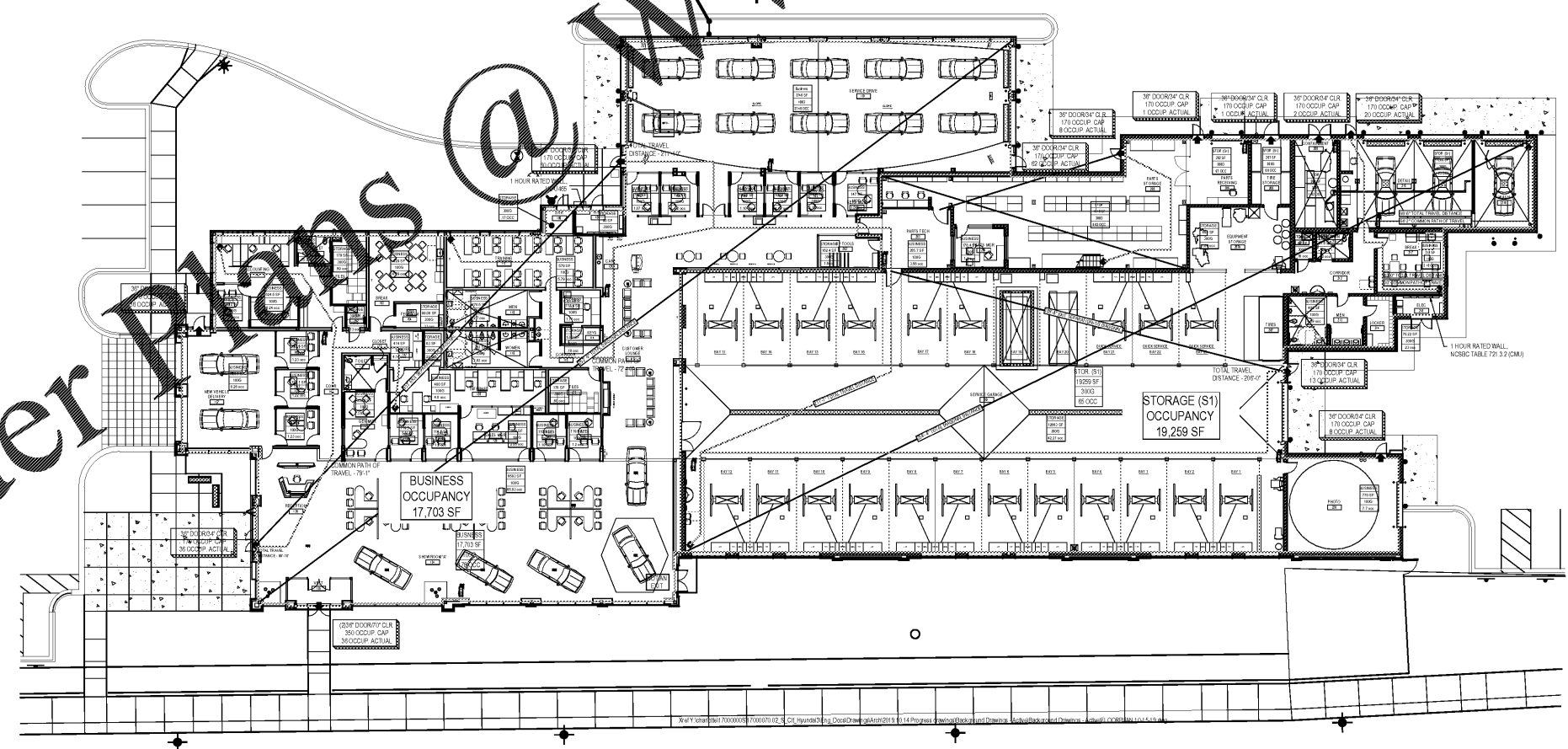


OCCUPANT LOAD TABLE

Table with columns: USE GROUP OR SPACE DESCRIPTION, AREA SQ. FT., AREA PER OCCUPANT, CALCULATED OCCUPANT LOAD, EGRESS WIDTH PER OCCUPANT (STAIR, LEVEL), REQUIRED WIDTH (SECTION 1005.1) (A/B/C), SHOWN ON PLANS (STAIR, LEVEL). Rows include 101 SERVICE DRIVE THRU, 102 SERVICE MANAGER, 103 SERVICE ADVISOR, etc., ending with a TOTALS row showing 30146.7.



- 1. Floor and Ceiling Runners - (not shown) - Channel shaped run-ners, 2x4 in. in wide (max) 1-1/4 in. legs formed from min. 20 MISC (min. No. 20 MSG when term 4C is used) galv steel, attached to floor and ceiling with fasteners spaced 24 in. OC, max.
2. Steel Studs - Channel shaped, 3-5/8 in. wide (min) 1-1/4 in. legs, 2x4 in. folded back returns, formed from min. 20 MISC (min. No. 20 MSG when term 4C is used) galv steel spaced 24 in. OC, max.
3. Batts and Blankets - (Optional) - Mineral wool or glass fiber bats partially or completely filling stud cavity.
4. Gypsum Board - 3/8 in. thick, 4 ft wide attached to steel studs and floor and ceiling track with 1 in. long, Type 5 steel screws spaced 8 in. OC along edge of board and 12 in. OC in the field of the board. Joints created vertically and staggered on opposite sides of the assembly. When attached to form a storage cabinet, wallboard is screw attached to storage cabinets with 1 in. long, Type 5 steel screws spaced 12 in. OC.
AMERICAN GYPSUM CO - Type AG-C
FROND NEW BUILDING MATERIALS CO LTD - Type DB-1
RFA AMERICA INC
RFA CELOTEX - Type I
CANADIAN GYPSUM COMPANY - Types AR, C, D, AR, B-X2, FPC, AR, SCX, SDC, WBC or WEX
CONTINENTAL GYPSUM COMPANY - Types CG-C, CGS-S, CGS-A, CGS-C, CGT-C
GYP GYPSUM CORP DIV OF GEORGIA-PACIFIC CORP - Types 3, 9, C, DCG, DS, CPSS, JAMES HARDIE GYPSUM INC - Type Max "C" or Flex "C"
LAFARGE GYPSUM DIV OF LAFARGE CORP - Types LGR-C, LGR-CA, LGR-F, LGR-L, LGR-C, LGR-C, LGR-C
NATIONAL GYPSUM CO - Type FSK
TWO-C, DOW
PARCO GYPSUM OF PACIFIC COAST BUILDING PRODUCTS - Type RGC
REPUBLIC GYPSUM CO - Type RGC
SIAM GYPSUM BOARD CO LTD - Type SDC
STANDARD GYPSUM L L C - Type SDC
TEMPER-ANAL GYPSUM CD - Type AR, B, AR, D, AR, F, AR, FPC, AR, SCX, SDC, WBC or WEX
YESO PANAMERICANA A DE C V - Type AR, C, D, AR, FPC, FPC, AR, SCX, SDC, WBC or WEX
WESTROC INC - Type FSK
5. Gypsum Board - (As an alternate in Item 4 with screw length increased to 1-1/4 in.)
CANADIAN GYPSUM COMPANY - Types AR, D, AR
UNITED STATES GYPSUM CO - Type FRX
YESO PANAMERICANA S A DE C V - Type AR, D, AR
6. Gypsum Board - (As an alternate in Item 4, 4A and 6B) - 5/8 in. thick gypsum panels, installed as described in Item 4 with Type 5-1/2 steel screws. The length and spacing of the screws as specified under Item 4.
CANADIAN GYPSUM COMPANY - Type FRX
UNITED STATES GYPSUM CO - Type FRX
7. Joint Type and Compound - Vinyl, dry or premixed joint compound, applied in two coats to joints and screw heads paper tape 2 in. wide, embedded in first layer of compound over all joints. As an alternate, minimal 3/32 in. thick gypsum veneer plaster may be applied to the entire surface of Classified versus board/joint reinforced.
8. Furring Channel - (Optional/Not shown) - Rigid 20 MSG galv steel furring channels spaced vertically max. 24 in. OC. Being perforated to each intersecting stud with 1/2 in. long type 5-1/2 phoshead steel screws. Not for use with Type FRX gypsum panels.
*Noting the UL Classification Mark.



FOINTEGRA logo and contact information: en+tegra Architecture, PLLC DBA 110 East Kingston Avenue, Ste. 20 Charlotte, NC 28203 704.372.0001 www.foin+tegra.com. Includes professional seal for Richard Cuevas, North Carolina Professional Architect No. 83209, dated 03/04/2020.

HYUNDAI logo and text: HYUNDAI OF SOUTH CHARLOTTE.

Revisions table with columns: Number, Date, Description. Project Title: HYUNDAI SOUTH CHARLOTTE. Project No: 25236.00. Drawing Title: LIFE SAFETY PLAN - DEALERSHIP. SET ISSUE DATE: MARCH 4, 2020. Sheet: LS1.0.