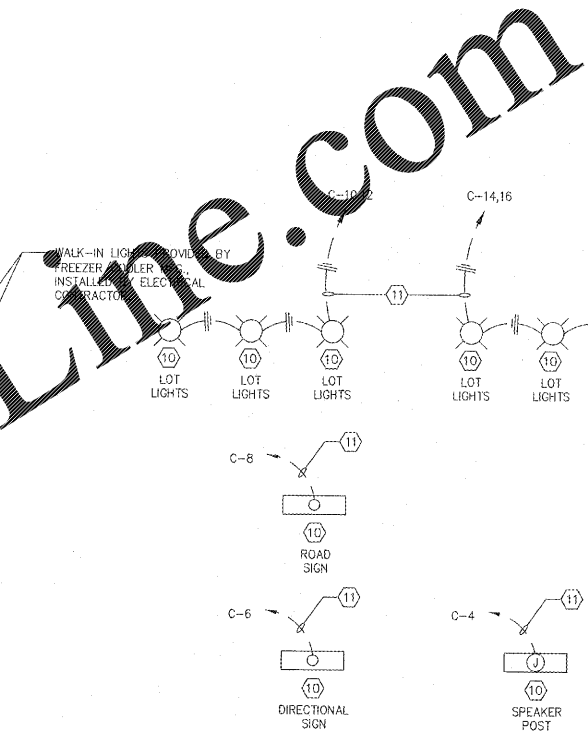
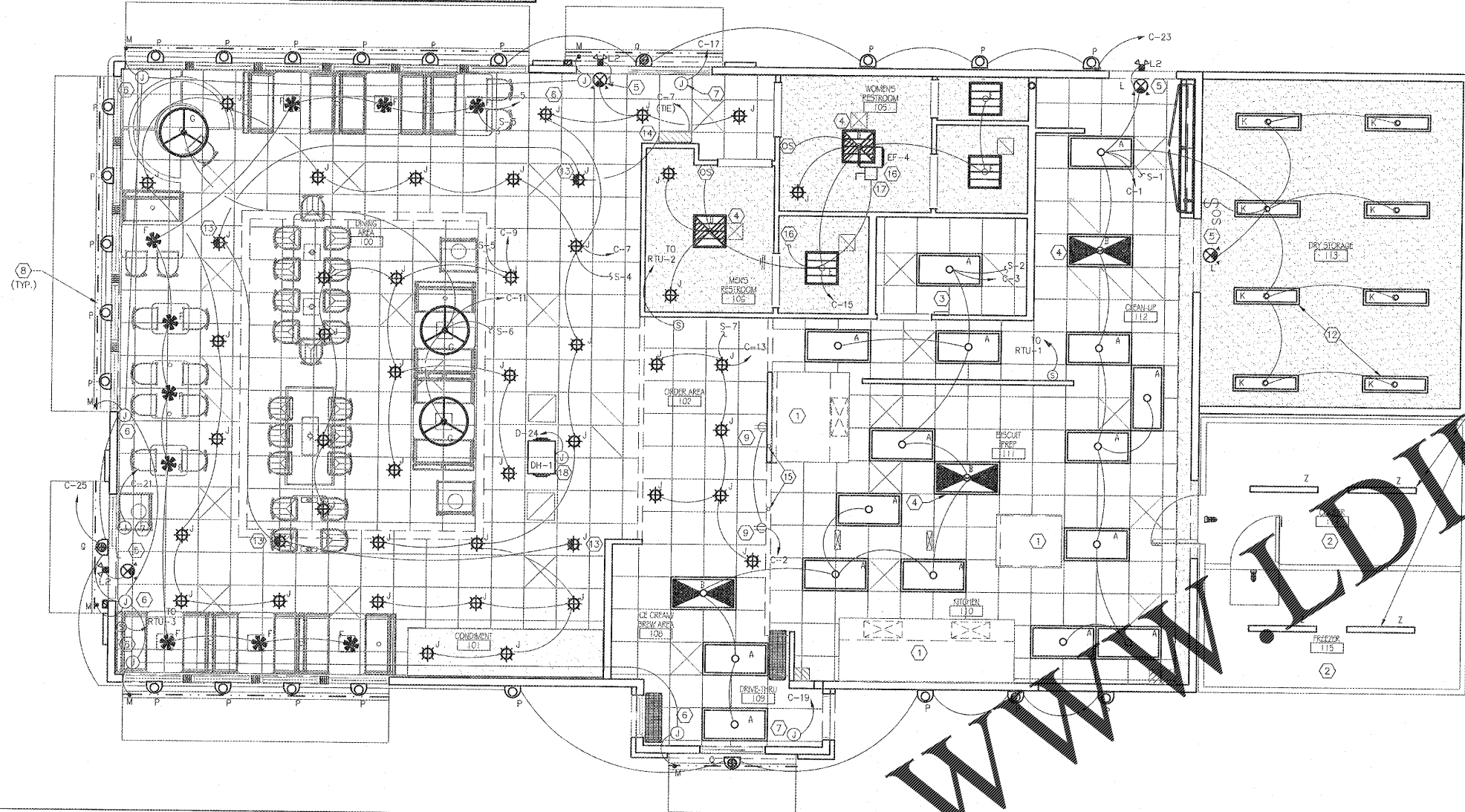


NOTE: ALL EXIT/EMERGENCY/NIGHT LIGHTS TO BE WIRED AHEAD OF LOCAL SWITCHING.

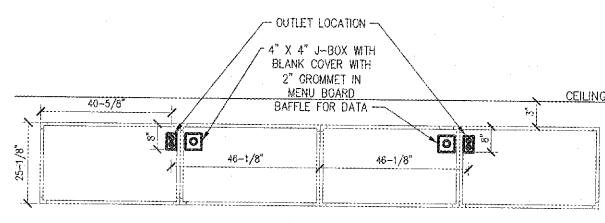


LIGHTING PLAN

SCALE: 1/4"=1'-0"

FIXTURE TYPE	SYMBOL	DESCRIPTION	MANUFACTURER #	TYPE	VOLTAGE	WATTAGE	REMARKS	GENERAL NOTE
A	[Symbol]	2x4 LED W/ PRISMATIC LENS LED LAMP TRIMMER W/ REFLECTOR AND COVER	SECURITY LIT. COLUMBIA 120V-WH-ANG-20-12-20	LED	120V	35W	TO UNLOCK RECESSED HOUSING FOR REPAIR	
B	[Symbol]	SIMILAR TO 'A' BUT INVERTERS FOR EMERGENCY LIGHTING	SECURITY LIT. COLUMBIA 120V-WH-ANG-20-12-20	LED	120V	35W	TO UNLOCK RECESSED HOUSING FOR REPAIR	
D	[Symbol]	2x6 RECESSED LED W/ PRISMATIC LENS LED LAMP TRIMMER W/ CHAMFERED ALUM REFLECTOR W/ INVERTER FOR EMERGENCY LIGHTING	SECURITY LIT. COLUMBIA 120V-WH-ANG-20-12-20	LED	120V	35W	TO UNLOCK RECESSED HOUSING FOR REPAIR	
E	[Symbol]	SIMILAR TO 'D' BUT NO INVERTER	SECURITY LIT. COLUMBIA 120V-WH-ANG-20-12-20	LED	120V	35W	TO UNLOCK RECESSED HOUSING FOR REPAIR	
F	[Symbol]	PENDANT FIXTURE	SECURITY LIT. COLUMBIA 120V-WH-ANG-20-12-20	LED	120V	35W	TO UNLOCK RECESSED HOUSING FOR REPAIR	
G	[Symbol]	PENDANT FIXTURE	SECURITY LIT. COLUMBIA 120V-WH-ANG-20-12-20	LED	120V	35W	TO UNLOCK RECESSED HOUSING FOR REPAIR	
J	[Symbol]	RECESSED LED DOWN LIGHT	SECURITY LIT. COLUMBIA 120V-WH-ANG-20-12-20	LED	120V	35W	TO UNLOCK RECESSED HOUSING FOR REPAIR	
K	[Symbol]	DRY STORAGE AREA (NOT RECESSED)	SECURITY LIT. COLUMBIA 120V-WH-ANG-20-12-20	LED	120V	35W	TO UNLOCK RECESSED HOUSING FOR REPAIR	
L	[Symbol]	EMERGENCY SIGN	SECURITY LIT. COLUMBIA 120V-WH-ANG-20-12-20	LED	120V	35W	TO UNLOCK RECESSED HOUSING FOR REPAIR	
L2	[Symbol]	RECESSED OUTDOOR DOWN LIGHT	SECURITY LIT. COLUMBIA 120V-WH-ANG-20-12-20	LED	120V	35W	TO UNLOCK RECESSED HOUSING FOR REPAIR	
M	[Symbol]	PANING LED	SECURITY LIT. COLUMBIA 120V-WH-ANG-20-12-20	LED	120V	35W	TO UNLOCK RECESSED HOUSING FOR REPAIR	
P	[Symbol]	AWNING LIGHT	SECURITY LIT. COLUMBIA 120V-WH-ANG-20-12-20	LED	120V	35W	TO UNLOCK RECESSED HOUSING FOR REPAIR	
G	[Symbol]	PANING DOWNLIGHT ONLY	SECURITY LIT. COLUMBIA 120V-WH-ANG-20-12-20	LED	120V	35W	TO UNLOCK RECESSED HOUSING FOR REPAIR	
T1	[Symbol]	SITE LIGHT	SECURITY LIT. COLUMBIA 120V-WH-ANG-20-12-20	LED	120V	35W	TO UNLOCK RECESSED HOUSING FOR REPAIR	
T2	[Symbol]	SITE LIGHT	SECURITY LIT. COLUMBIA 120V-WH-ANG-20-12-20	LED	120V	35W	TO UNLOCK RECESSED HOUSING FOR REPAIR	
Z	[Symbol]	FREEZE LIGHTS-VARIABLE	SECURITY LIT. COLUMBIA 120V-WH-ANG-20-12-20	FLUOR.	64W		FIXTURES AND LAMPS PROVIDED BY 'C' MFG. - REVISION BY 'C'	

LIGHT FIXTURE SCHEDULE



MENU BOARD DETAIL
 INSTALL TWO OUTLETS, ONE 46-1/8" FROM THE CENTER ON EACH SIDE AND 8" FROM THE TOP OF THE DISPLAY. (MENU BOARD OUTLETS SHALL BE 360 ELECTRICAL #36010 ROTATING DUPLEX OUTLET)

E.C. SHALL INSTALL 4" X 4" J-BOX WITH A STAINLESS STEEL COVER WITH 2" GROMMET HOLE AND EMPTY 2" CONDUIT WITH PULL STRING IN MENU BOARD BAFFLE WALL TO 6" ABOVE CEILING FOR ROUTING OF DATA AND HDMI CABLES AS REQUIRED.

DIGITAL MENU BOARD OUTLET LOCATIONS

LIGHT SWITCH SCHEDULE (3)		
LIGHT SWITCH	LIGHT CIRCUIT	LOCATION SERVED
S-1	C-1	KITCHEN AREAS
S-2	C-3	KITCHEN AREAS
S-3	C-5	DINING PENDANTS
S-4	C-7	DOWN LIGHTS-DINING
S-5	C-9	DOWN LIGHTS-DINING
S-6	C-11	LARGE DINING PENDANTS
S-7	C-13	DOWNLIGHTS

*E.C. SHALL PROPERLY LABEL SWITCH BANK WITH LOCATION SERVED BY EACH SWITCH.

LIGHT SWITCH SCHEDULE

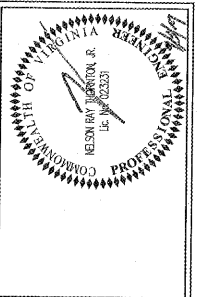
- NOTES:
- CONNECT CIRCUIT TO EXHAUST HOOD LIGHTS AND PROVIDE FLAME-GARD LED HOOD LIGHTS OR APPROVED EQUAL. SEE SHEET E4 FOR FAN CIRCUITRY, CIRCUIT A-23 (HOOD LIGHTS)
 - SEE SHEET E1 FOR WALK-IN BOX LIGHTING CIRCUITS.
 - ALL WALL SWITCHES SHALL BE TOTALLY ENCLOSED TYPE RATED AT 20 AMPS, 120/277 VOLTS, BRYANT #4901 OR EQUAL W/STAINLESS STEEL COVER PLATE. LABEL LOCATION SERVED WITH A PLASTIC LAMINATED LABEL. SEE "LIGHT SWITCH SCHEDULE" THIS SHEET.
 - NIGHT LIGHT - LAMPS TO REMAIN ON @ ALL TIMES. CONNECT EMERGENCY BALLAST TO UNSWITCHED CONDUCTORS.
 - CONNECT TO UNSWITCHED CONDUCTORS.
 - J-BOX ABOVE CEILING W/ 1/2" CONDUIT THRU WALL FOR CONNECTION TO LED LIGHTING @ BUILDING AWNINGS. SIGN COMPANY TO RUN LED LIGHTING INTO J-BOXES.
 - WEATHERPROOF JUNCTION BOX FOR BUILDING SIGNS MOUNTED @ LOCATION AS DIRECTED BY SIGN INSTALLER. FURNISH DISCONNECT AS REQUIRED WIRED THRU INTEGRATED CONTROL PANEL.
 - LED LIGHTING FURNISHED W/ AWNINGS.
 - FOR INTERIOR MENU BOARD, VERIFY LOCATION WITH OWNER'S REPRESENTATIVE & SEE DETAIL THIS SHEET.
 - SEE SITE PLAN FOR EXACT LOCATION.
 - #5'S, 1"Ø MINIMUM.
 - COORDINATE W/ ROOF STRUCTURE
 - EMERGENCY/ NIGHT LIGHTS TO BE WIRED TO RECESSED INVERTER, WIRE PER MFG.
 - RECESSED INVERTER FOR EMERGENCY/ NIGHT LIGHTS IN DINING ROOM AREA. WIRE PER MFG.
 - PROVIDE 2" EMPTY CONDUITS WITH J-BOX WITH STAINLESS STEEL COVER PLATE WITH 2" RUBBER GROMMET HOLE ADJACENT TO OUTLETS FOR CABLING. VERIFY W/ OWNER PRIOR TO INSTALLATION.
 - DISCONNECT SWITCH PROVIDED WITH FAN.
 - E.C. SHALL COORDINATE EXACT LOCATION AND REQUIREMENT FOR DEHUMIDIFIER WITH M.C. OCCUPANCY SENSOR - MOUNT @ 54" A.F.F., FURNISHED BY CPI & INSTALLED BY E.C. SEE SHEET OPT SHEETS (OPT 2 & 3) FOR WIRING DIAGRAMS.
- GENERAL NOTES:
 NO EXTERIOR J-BOXES ON POLE LIGHTS, COORDINATE WITH MFG. ON PLACEMENT IN POLE BASE
- POLE LIGHT ANCHOR BOLTS SHALL BE BONDED WITH REBAR IN POLE BASE FOR LIGHTNING PROTECTION PER NEC AND NFPA 720. COORDINATE WITH CIVIL DRAWINGS.

NOTE: SEE SHEETS CPI-1.0 THRU CPI-2.3 FOR CPI INFORMATION RELATED TO WIRING OF CONTROLS & ENERGY MANAGEMENT.

SHEET NOTES

NRD Project # 18228

NRD national restaurant designers
 ARCHITECTS & ENGINEERS
 3005 CARRINGTON MILL BLVD. SUITE 105
 MORRISVILLE, NORTH CAROLINA 27560
 PH: 919 544 7251 FAX: 919 544 9399
 A Division of LMHT Associates



Handeen
 COMMERCIAL INTERIORS
 BINE WOOD PROTOTYPE REVERSE
 LARGE DINING ROOM - BN2016 LD-R
 COUNTY DRIVE
 DISPUTANTA, VA 25642

BODDE-NOELL
 ENTERPRISES, INC.
 P.O. BOX 1908
 ROCKY MOUNT, NC
 27802-1908
 (252) 967-2800



NO.	REVISIONS	DATE

DRAWN BY: _____ CHECKED BY: _____

LIGHTING PLAN

DATE: 9-4-2019

SHEET NUMBER:

E2