

KEYNOTES

10.44 PROVIDE TACTILE 'EXIT' SIGN REF A8.

SHEET NOTES

- REF N1 FOR FINISH KEY
- PAINT STRUCTURE AS INDICATED ON 1-A3 AND PAINT GYP BOARD WALLS TO 6" BEHIND TOP AND SIDES OF REFRIGERATED CASES.
- REFER TO SHEET G41 FOR REFRIGERATION NOTES PERTAINING TO THIS SHEET.

**SGA Design Group, P.C.**  
 1437 South Boulder, Suite 350  
 Littleton, Colorado 80120  
 T 303.948.8800  
 F 303.948.8801  
 www.sga-design.com

STIPULATION FOR REUSE  
 THIS DRAWING AND THE INFORMATION CONTAINED HEREIN ARE THE PROPERTY OF SGA DESIGN GROUP, P.C. AND ARE TO BE USED ONLY FOR THE PROJECT AND SITE SPECIFICALLY IDENTIFIED HEREIN. ANY REUSE OF THIS DRAWING OR INFORMATION FOR ANY OTHER PROJECT WITHOUT THE WRITTEN CONSENT OF SGA DESIGN GROUP, P.C. IS STRICTLY PROHIBITED. THE USER SHALL BE RESPONSIBLE FOR OBTAINING ALL NECESSARY PERMITS AND APPROVALS FROM THE APPROPRIATE AGENCIES AND AUTHORITIES. SGA DESIGN GROUP, P.C. SHALL NOT BE LIABLE FOR ANY DAMAGES, INCLUDING CONSEQUENTIAL DAMAGES, ARISING FROM THE USE OF THIS DRAWING OR INFORMATION.

CONSULTANTS

**Walmart**  
 SYLVIA, NC  
 STORE NO: 2440.237  
 19964011 | PHOTO: 139 SC  
 2020 SPRB

ISSUE BLOCK

NO.	DESCRIPTION	DATE

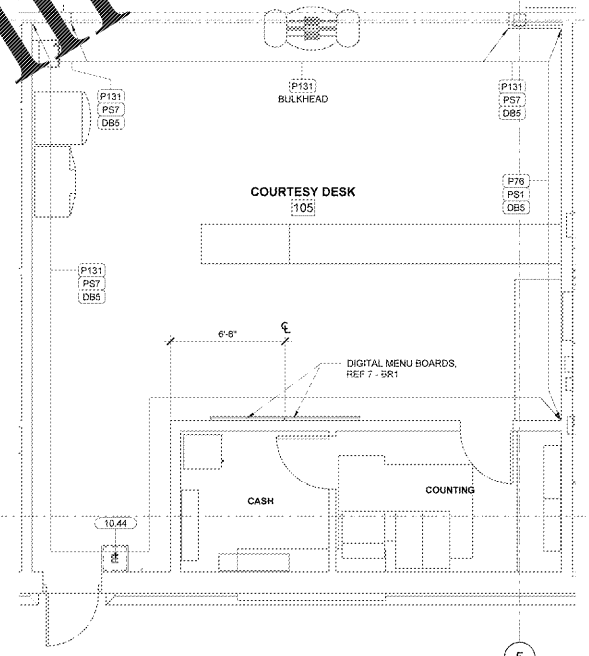
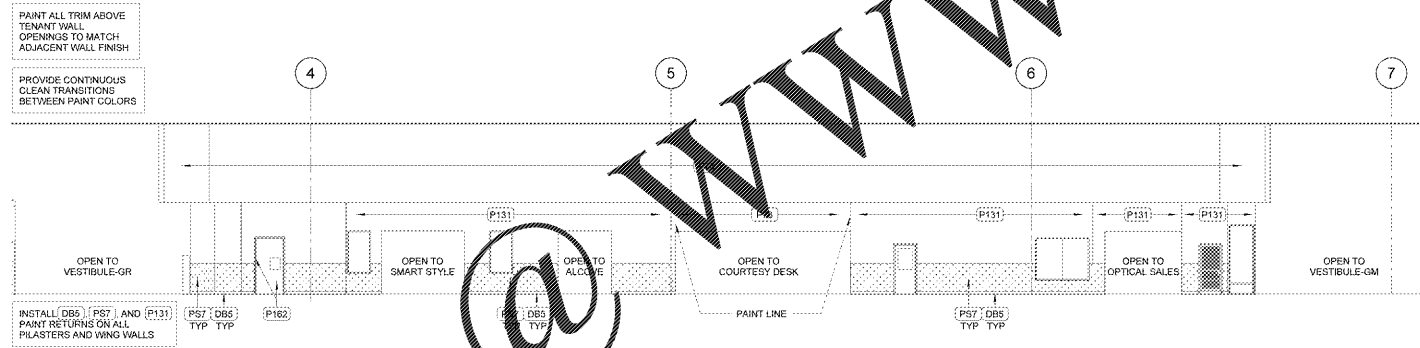
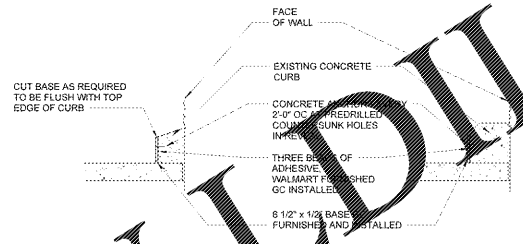
CHECKED BY: ROAVT  
 DRAWN BY: MS-CP  
 PHOTO CYCLE: 12/22/19  
 DOCUMENT DATE: 2/24/20

THIS REDUCED COPY OF THIS DRAWING IS NOT TO BE USED FOR THE PURPOSES OF THE DESIGN GROUP. THE ORIGINAL DRAWING IS REQUIRED FOR THE PURPOSES OF PRODUCTION, CONSTRUCTION AND FACILITY MANAGEMENT. THIS DRAWING SHALL NOT BE COPIED, REPRODUCED, OR TRANSMITTED IN ANY FORM OR BY ANY MEANS, ELECTRONIC OR MECHANICAL, INCLUDING PHOTOCOPYING, RECORDING, OR BY ANY INFORMATION STORAGE AND RETRIEVAL SYSTEM, WITHOUT THE WRITTEN PERMISSION OF SGA DESIGN GROUP, P.C.

ENLARGED PLANS ELEVATIONS AND DETAILS

SHEET: A5

**108 COURTESY DESK**  
 NOTE: IF ANY SCOPE ITEMS BELOW ARE EXISTING, CONTRACTOR TO OBTAIN APPROVAL FROM THE OWNER.  
 WALLS  
 • REF 2-A3 FOR FINISH DETAILS  
 FLOOR  
 • VCT REF FLOOR FINISH PLAN ON A1.1  
 CEILING  
 • REF CEILING SCHEDULE ON N1



REMOVE INTERIOR TENANT SIGNAGE AS INDICATED BELOW:

- ALL TENANT SPACES (EXCLUDING SUBWAY):
- REMOVE ALL SIGNS INCLUDING LIT SIGNS AND RETURN TO TENANT
  - REMOVE ALL WALLPAPER AND/OR ORNAMENTS ON THE BULKHEAD AND WALL BELOW UNO
  - THE ELECTRICAL FOR REMOVED LIT SIGNS TO BE TERMINATED BACK TO NEAREST JUNCTION BOX.
  - PATCH, REPAIR AND PAINT BULKHEAD WALL AT REMOVED SIGN AND ASSOCIATED ELECTRICAL, WALLPAPER AND/OR ORNAMENTS TO MATCH ADJACENT CONSTRUCTION AND FINISHES.
  - BLACK FOAM BACKER PANEL, FOAM LETTERS WILL BE USED FOR ALL NON-FULL SERVICE FOOD TENANTS. SIGN CAN HAVE BRANDED COLORS IN THE LOGO AND LETTERS.

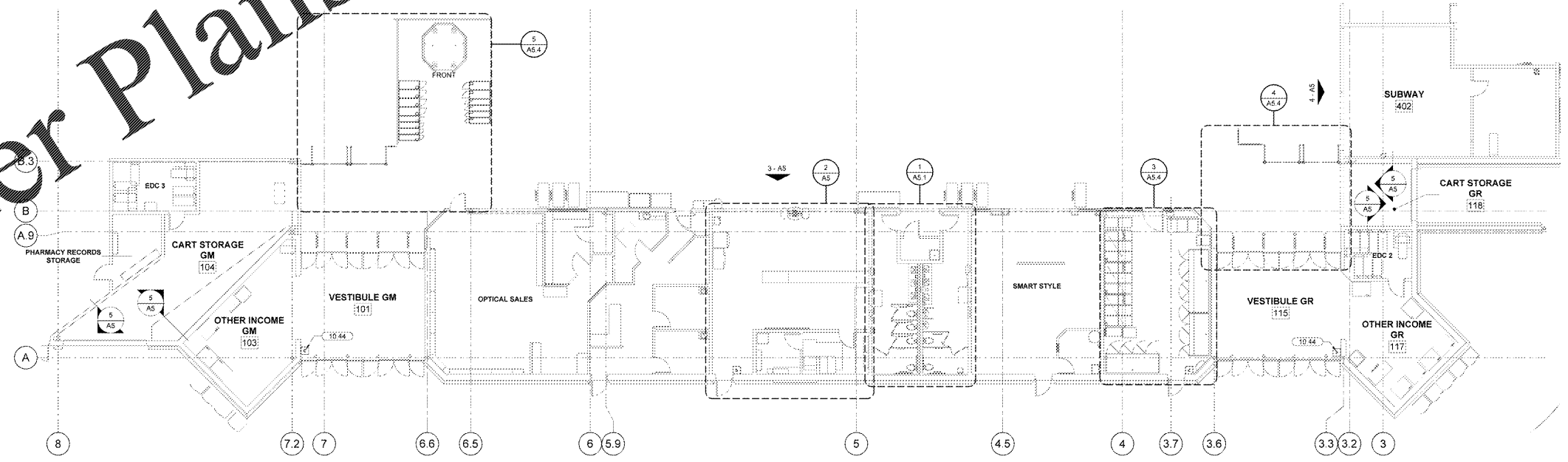
- SUBWAY:
- EXISTING LIT SIGNS ON LOWER BULKHEADS AND AWNINGS TO REMAIN. DO NOT REMOVE. PAINT AROUND THE SIGN (TREAT TENANTS (E. PRETZEL COMPANIES) THAT ARE OCCUPYING FULL SERVICE FOOD TENANT SPACES MAY CONTINUE TO USE LIT SIGNAGE)
  - LIT SIGNAGE CAN HAVE THE TENANT BRANDED BULKHEAD WITH THE EXCEPTION OF WALMART BLUE OR KNOCKOUT ORANGE. USE OF WALMART BLUE AND KNOCKOUT ORANGE ACCENTS WILL REQUIRE APPROVAL BY WALMART SERVICES.
  - IF BACKER PANEL IS BEING USED FOR SIGNAGE IT WILL BE CHANGED TO BLACK.
  - PATCH, REPAIR AND PAINT BULKHEAD WALL AT REMOVED ELECTRICAL, WALLPAPER AND/OR ORNAMENTS TO MATCH ADJACENT CONSTRUCTION AND FINISHES. THE ELECTRICAL FOR REMOVED LIT SIGNS TO BE TERMINATED BACK TO NEAREST JUNCTION BOX.

WALMART OWNED TENANT SIGNS AND ORNAMENTS ARE TO BE RETURNED TO THE FIELD PROJECT SUPERVISOR. THIRD-PARTY TENANT SIGNS AND ORNAMENTS ARE TO BE RETURNED TO THE TENANT. IF A THIRD-PARTY TENANT REQUESTS THEIR SIGN, WALLPAPER OR ORNAMENTATION NOT BE REMOVED, CONTACT THE WALMART CONSTRUCTION MANAGER.

**4 FOOD SERVICE INTERIOR ELEVATION**  
 1" = 10'-0"

**3 INTERIOR ELEVATION**  
 1" = 10'-0"

**2 ENLARGED COURTESY DESK PLAN**  
 1/4" = 1'-0"



**1 FRONT TENANT WALL FLOOR PLAN**  
 1" = 10'-0"

2/19/20 10:27 AM