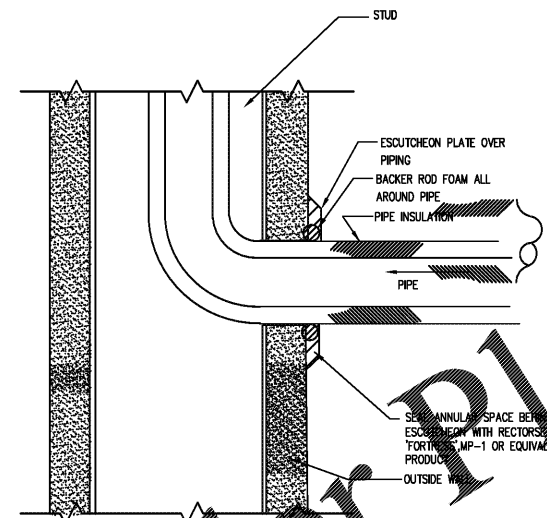
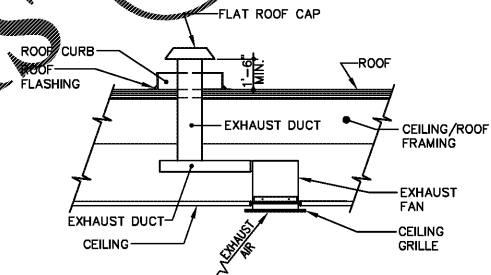


1 GATE HOUSE MECHANICAL PLAN  
SCALE: 1/4"=1'-0"

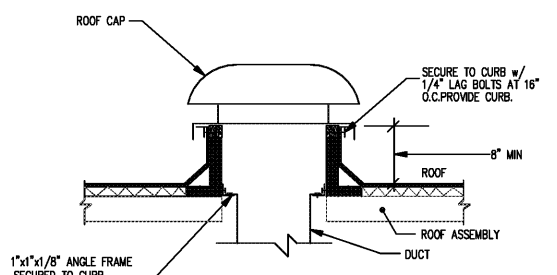
- KEY NOTES (THIS SHEET ONLY):
- TOP OF THERMOSTAT SHALL BE AT 48" AFF.
  - EXHAUST DUCT UP TO CAP ON ROOF.
  - ROUTE CONDENSATE DOWN IN WALL TO 8" AFF. PROVIDE SPLASH BLOCK AT DISCHARGE.



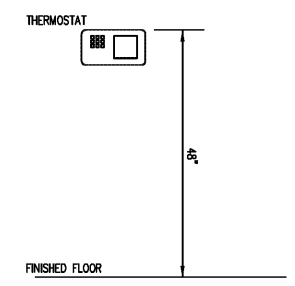
2 REFRIGERANT PIPE SLEEVE THROUGH WALL DETAIL  
SCALE: N.T.S.



3 CEILING EXHAUST FAN DETAIL  
SCALE: N.T.S.



4 ROOF CAP DETAIL  
SCALE: N.T.S.



5 T-STAT DETAIL  
SCALE: N.T.S.

Order Plans @ www.LDILine.com



**DUNWODY/BEELAND,**  
architects, inc.

Web: www.DunwoodyBeeland.com  
Macon: 300 Mulberry Street, Suite 004  
Macon, GA 31201  
T: 478.743.0300  
F: 478.743.0863


Dunwoody/Beeland, Architects, Inc.  
This drawing may be utilized only for the purpose of constructing or installing the work shown thereon at the site of the work specified. Any other use of this drawing, including without limitation any reproduction or alteration of this drawing, without prior written approval of Dunwoody/Beeland, Architects, Inc. is prohibited.

A NEW GATE HOUSE  
AT TOBESOFKEE PARKS  
FOR MACON-BIBB COUNTY  
MACON, GEORGIA

Revisions:

Sheet Title:  
GATEHOUSE  
MECHANICAL PLAN  
& DETAILS

Project #: 1819 Date: 12/23/19



**M1.1GH**