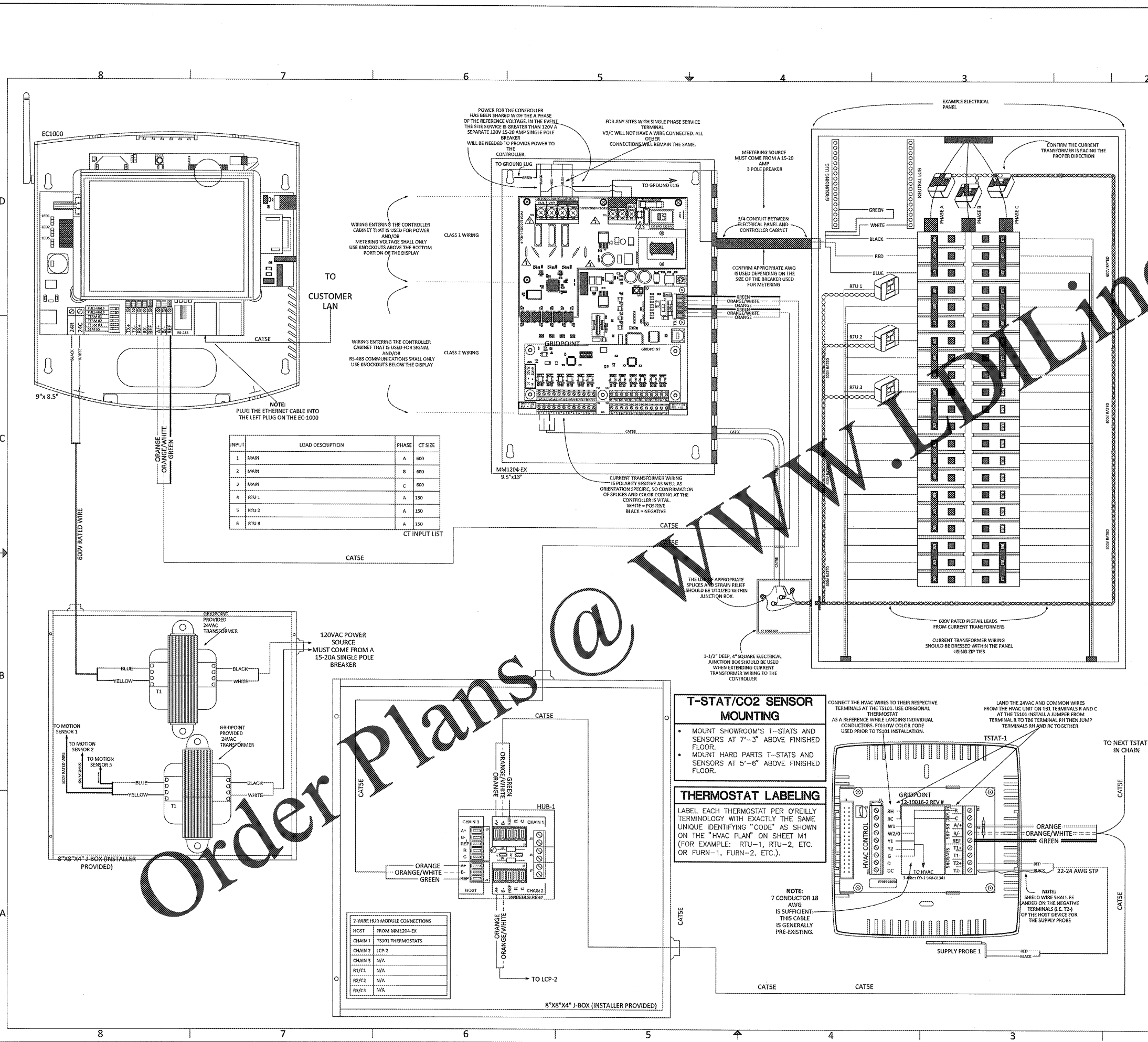
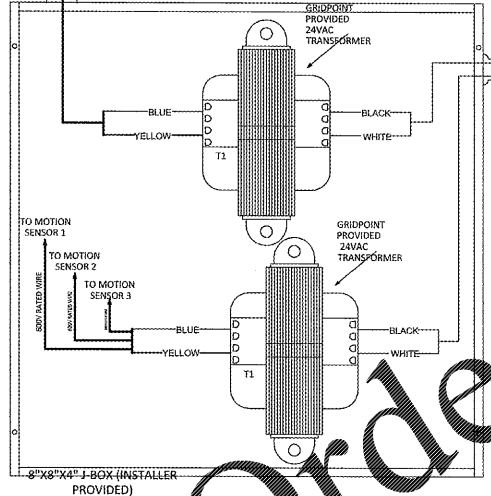


HA:\DRE\0910\01\0910EM1.0 17 Oct 2018 - 11:06 am



INPUT	LOAD DESCRIPTION	PHASE	CT SIZE
1	MAIN	A	600
2	MAIN	B	600
3	MAIN	C	600
4	RTU 1	A	350
5	RTU 2	A	350
6	RTU 3	A	350

CT INPUT LIST

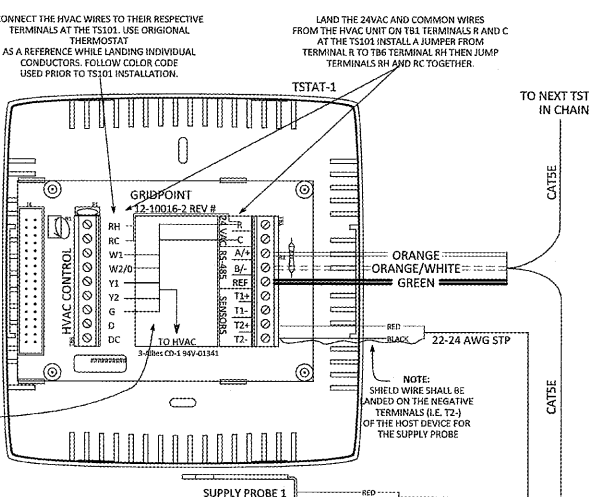


**T-STAT/CO2 SENSOR MOUNTING**

- MOUNT SHOWROOM'S T-STATS AND SENSORS AT 7'-3" ABOVE FINISHED FLOOR.
- MOUNT HARD PARTS T-STATS AND SENSORS AT 5'-6" ABOVE FINISHED FLOOR.

**THERMOSTAT LABELING**

LABEL EACH THERMOSTAT PER O'REILLY TERMINOLOGY WITH EXACTLY THE SAME UNIQUE IDENTIFYING "CODE" AS SHOWN ON THE "HVAC PLAN" ON SHEET M1 (FOR EXAMPLE: RTU-1, RTU-2, ETC. OR FURN-1, FURN-2, ETC.).



**2-WIRE HUB MODULE CONNECTIONS**

HOST	FROM MM1204-EX
CHAIN 1	T5101 THERMOSTATS
CHAIN 2	LCP-2
CHAIN 3	N/A
R1/C1	N/A
R2/C2	N/A
R3/C3	N/A



O'REILLY  
 PREFERRED  
 ONE LINE DIAGRAM  
 5305 VALLEY PARK DRIVE SUITE # 2 - ROANOKE, MO 65804

**GRIDPOINT CONTACT**

PLEASE CONTACT GRIDPOINT INSTALLATION MANAGEMENT @ 866-800-8906 FOR INSTALLATION CONTACT BASED ON THE STORE LOCATION.  
 EMAIL: SUPPORT@GRIDPOINT.COM

PRINTS ARE FOR:

DESIGN	<input checked="" type="checkbox"/>
REVIEW	<input type="checkbox"/>
PERMIT	<input type="checkbox"/>
BIDDING	<input checked="" type="checkbox"/>
CONSTRUCTION	<input type="checkbox"/>

REVISIONS	DESCRIPTION	DATE	BY:

SHEET TITLE: FULL SYSTEM MINUS LIGHTING/MOTION SENSORS

FILE NAME: O'REILLY PREFERRED ONE LINE DIAGRAM

DATE: 2/27/2018

SHEET NO:

DRAWN BY: DAVID COLWELL

**EM 1.0**

**O'Reilly AUTO PARTS**  
 PROJECT: NEW O'REILLY AUTO PARTS STORE  
 U.S. HIGHWAY 11 STRASBURG, VA  
 GRIDPOINT EMS

**CRAIG A. SCHNIDER, AIA**  
 ARCHITECT  
 1736 East Sunshine, Suite 417  
 Springfield, Missouri 65804  
 e-mail: architect@esterlyscience.com

FOR INFORMATIONAL USE ONLY

417.862.6558  
 417.862.3265

CONFIDENTIAL AND PROPRIETARY

COMM # 4253  
 DATE: 11-2-18  
 REVISION DATE: