

**TELEPHONE & COMPUTER DATA SYSTEMS:**

A. ELECTRICAL CONTRACTOR SHALL PROVIDE AND INSTALL ALL TELEPHONE AND DATA CONDUITS.

B. ELECTRICAL CONTRACTOR SHALL VACUUM OUT ALL CONDUITS TO REMOVE WATER.

C. ELECTRICAL CONTRACTOR SHALL PROVIDE PULL-STRING IN EACH CONDUIT.

D. OWNER SHALL PROVIDE AND INSTALL ALL TELEPHONE AND DATA WIRING.

**FIRE ALARM NOTE:**

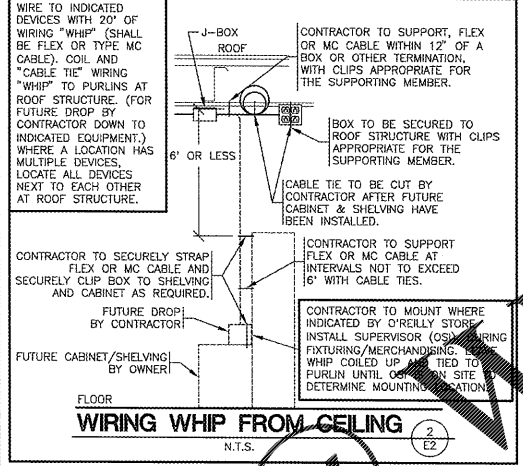
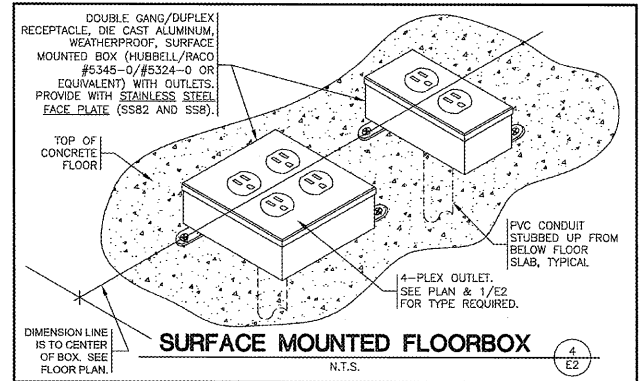
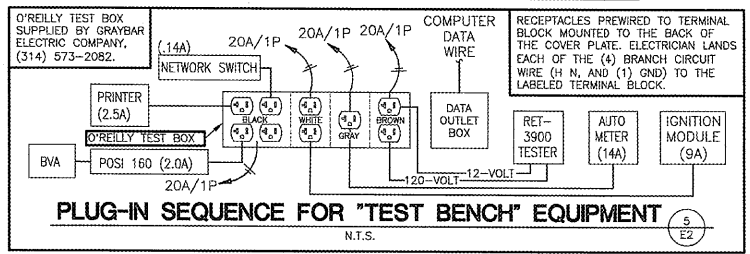
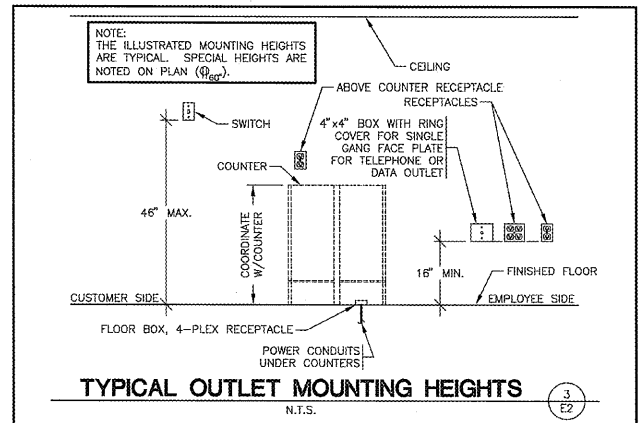
IN THE EVENT A MONITORED FIRE ALARM SYSTEM IS REQUIRED BY THE AUTHORITY HAVING JURISDICTION, THE ALARM SYSTEM WILL BE CONTRACTED DIRECTLY BY THE ALARM SERVICES MANAGER, LEIGH SIDES, WITH THE O'REILLY AUTOMOTIVE CORPORATE OFFICE. THE GENERAL CONTRACTOR SHALL NOT PROCURE ANYONE TO INSTALL OR QUOTE THESE SYSTEMS UNLESS THEY HAVE BEEN ASKED TO DO SO BY LEIGH SIDES. PLEASE CONTACT LEIGH SIDES AT (417) 829-5712 IF A SYSTEM IS NEEDED OR IF THERE ARE ANY QUESTIONS.

**CONDUIT REQUIREMENTS**

ALL WIRING SHALL BE IN CONDUIT EXCEPT THAT MC-CABLE MAY BE SUBSTITUTED ONLY AS FOLLOWS:

A. MC-CABLE (MAXIMUM CABLE LENGTH OF 10'-0") MAY BE INSTALLED ONLY FOR BRANCH CIRCUIT WIRING TO LIGHT FIXTURES.

B. "MC-CABLE (MAXIMUM CABLE LENGTHS SHOWN ON DETAIL 2/E2) MAY BE INSTALLED ONLY ABOVE SLAB AND ONLY AT LOCATIONS INDICATED ON E2 SHEET." SEE SHEET E4 FOR MORE REQUIREMENTS



- POWER - KEYNOTES**
- 3" CONDUIT UNDERSLAB FROM COUNTER TO OFFICE FOR PHONE & DATA WIRING BY OWNER. STUB 3" CONDUIT TO A MINIMUM OF 9 FEET ABOVE FINISH FLOOR IN OFFICE. STUB 3" CONDUIT TO A MINIMUM OF 2-INCHES ABOVE FINISH FLOOR UNDER COUNTERS. SEE DETAIL 1/E2 & 6/E2. INSTALL PULL STRING.
  - TEST OUTLET BOX. INSTALL (2) DUPLEX OUTLETS EACH ON THEIR OWN CIRCUIT. (1) SINGLE OUTLET ON ONE CIRCUIT, (1) QUADPLEX OUTLET ON ONE CIRCUIT & A COMPUTER DATA OUTLET BOX. SEE DETAIL 5/E2.
  - INSTALL PANEL TRANSFER SWITCH. SCHEDULE FOR POSITION OF CIRCUIT WIRES THROUGH TRANSFER SWITCH.
  - FLOOR 4-PLEX ISOLATED GROUND RECEPTACLE. SEE DETAIL 4/E2.
  - STUB UP 2" CONDUITS (FOR PHONE/DATA) TO A MINIMUM OF 2-INCHES ABOVE FINISH FLOOR. NO BOXES REQUIRED. TYPICAL OF ALL COUNTERS. SEE DETAIL 1/E2.
  - 3/4" PVC CONDUIT UNDERSLAB. RUN ONE PVC CONDUIT FROM EACH FLOOR RECEPTACLE TO PANEL LOCATION.
  - FLOOR DUPLEX RECEPTACLE (FOR COKE MACHINE) SEE DETAIL 4/E2 SIMILAR.
  - MOUNT RECEPTACLE IN CEILING FOR "OPEN" SIGN. CIRCUIT RECEPTACLE TO NEAREST LIGHTING CONTROL PANEL CONTROLLED LIGHTING CIRCUIT AND AHEAD OF ALL DIMMER SWITCHES AND DAY LIGHTING CONTROLS. "OPEN" SIGN CAN ALSO BE OPERATED BY WALL SWITCH. SEE DETAIL 1/E1.

**MARKING OF ELECTRICAL WORKING SPACE**

IN FRONT OF ALL METER PANELS, SUB PANELS, TRANSFORMERS, AND DISCONNECTS, PROVIDE A WORKING SPACE IN FRONT, ON THE FLOOR. RECTANGLE, PAINT WITH CONTRASTING COLOR, 4-INCH BRUSH STROKES WITH DIAGONAL LINES INSIDE, WITH 6-INCH LETTERS, "NO STORAGE" BLOCKED IN, AND/OR LARGE STICKER SAYING THE SAME THING. 4'-0" DEPTH TYPICAL AT ALL LOCATIONS.

