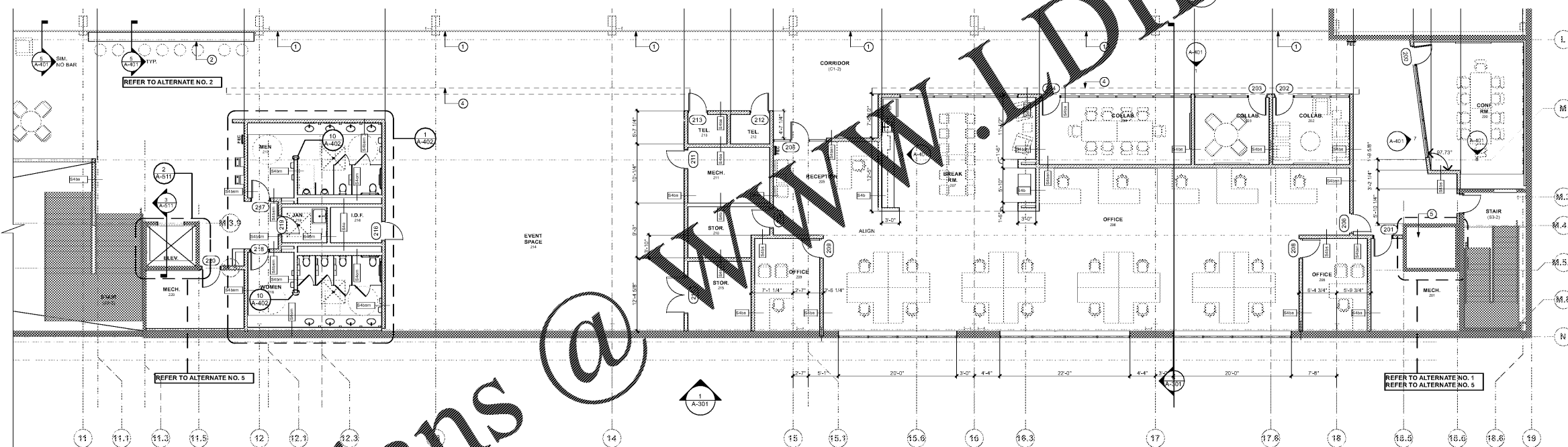
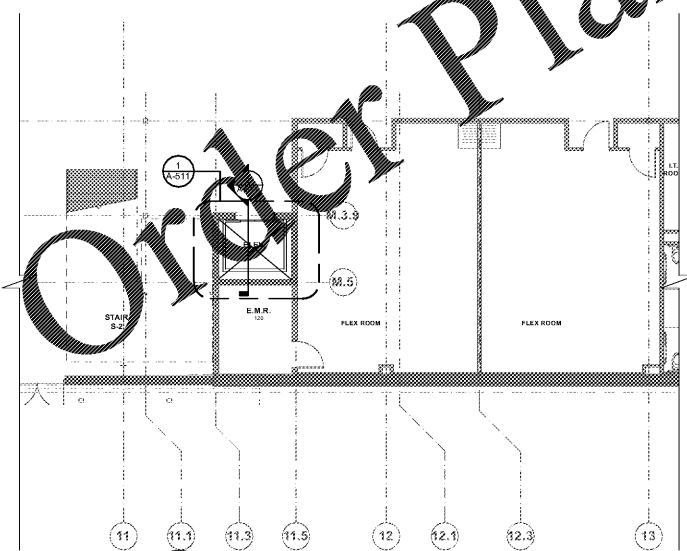


3 PARTIAL MEZZANINE LEVEL FLOOR PLAN  
SCALE: 1/8" = 1'-0"



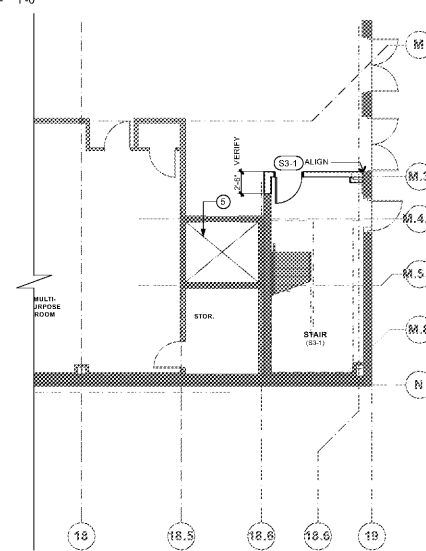
2 PARTIAL MEZZANINE LEVEL FLOOR PLAN  
SCALE: 1/8" = 1'-0"



13 PARTIAL FIRST LEVEL FLOOR PLAN  
SCALE: 1/8" = 1'-0"

PLAN KEY NOTES	PLAN GENERAL NOTES
1. GUARDRAIL TO BE INSTALLED ALONG OUTSIDE EDGE OF MEZZANINE--REFER TO INTERIOR DETAILS	1. DO NOT SEPARATE THIS DRAWING SET INTO INDIVIDUAL SHEETS.
2. MANUFACTURED STEEL GUARDRAIL W/ INTEGRAL BAR TOP--REFER TO INTERIOR DETAILS. SEE SPECIFICATIONS	2. REFER TO THE ENGINEERING DRAWINGS FOR THE EXTENT OF RELATED MECHANICAL, PLUMBING AND ELECTRICAL WORK.
3. KNEE WALL TO BE INSTALLED ALONG OUTSIDE EDGE OF MEZZANINE--REFER TO DETAIL	3. ALL DOOR FRAMES ARE TO BE 4" FROM THE NEAREST PERPENDICULAR WALL, U.N.O.
4. GYP BULKHEAD ABOVE--REFER TO INTERIOR DETAILS	4. REFER TO A-601 FOR DESCRIPTIONS OF PARTITION TYPES.
5. ALTERNATE #1--INSTALL AN ADDITIONAL ELEVATOR IN EXISTING SHAFT ENCLOSURE	5. PROVIDE FIRE RETARDANT BLOCKING AT ALL WALL MOUNTED CABINETS, PLAQUES, SIGNAGE, DEVICES, ETC.
	6. WHERE WALLS ARE SHOWN ON COLUMN LINES, CENTER WALLS ON COLUMN LINES UNLESS NOTED OTHERWISE.
	7. FIELD VERIFY ALL DIMENSIONS. BEFORE PROCEEDING WITH WORK, THE CONTRACTOR SHALL NOTIFY THE ARCHITECT OF ANY DISCREPANCIES BETWEEN EXISTING, CONSTRUCTED CONDITIONS AND WHAT IS INDICATED IN THE CONSTRUCTION DOCUMENTS.
	8. FURNITURE IS SHOWN FOR REFERENCE ONLY AND IS NOT IN CONTRACT.
	9. MAINTAIN AND PROTECT FROM DAMAGE EXISTING FIRE PROTECTION MEASURES.
	10. PRIOR TO INSTALLATION OF THE NEW ELEVATOR IN THE EXISTING SHAFT, EVALUATE EXISTING CONDITIONS. NOTIFY THE ARCHITECT IMMEDIATELY IF ANY OF THE EXISTING ELEMENTS--DIMENSIONS, STRUCTURAL COMPONENTS, PROTECTIVE MEASURES, AND ETC.--DO NOT MEET INSTALLATION REQUIREMENTS.

PLAN LEGEND	
[Symbol]	PARTITIONS TYPES
[Symbol]	DOORS
[Symbol]	WINDOWS
[Symbol]	REVISION
[Symbol]	WALL-MOUNTED TV, BY OWNER
[Symbol]	KEYNOTES
[Symbol]	FIRE EXTINGUISHER CABINET SEMI RECESSED
[Symbol]	1 HOUR RATED PARTITION



1 PARTIAL FIRST LEVEL FLOOR PLAN  
SCALE: 1/8" = 1'-0"

**COOPER CARUSI COLLINS ARCHITECTS**  
3391 Peachtree Rd NE, Suite 400  
Atlanta, Georgia 30326  
404-873-0001

LP Indoor Pavilion, LLC  
Managed by LakePoint Land, LLC

755 Highway 293  
Emerson, GA 30137



**RENOVATIONS TO LAKEPOINT SPORTS PAVILION MEZZANINE**  
755 Highway 293  
Emerson, GA 30137

PROJECT NUMBER  
19018.00



THIS DRAWING IS THE EXCLUSIVE PROPERTY OF THE ARCHITECTS AND MAY NOT BE REPRODUCED OR USED WITHOUT THEIR WRITTEN AUTHORIZATION AND PERMISSION.

RELEASED FOR CONSTRUCTION

PERMIT DOCUMENTS 12.18.19  
ISSUED FOR BID 01.15.20

NOTE: READ THE SPECIFICATIONS  
THIS SET OF DRAWINGS AND SPECIFICATIONS DEFINE PROJECT SCOPE AND CONTRACT REQUIREMENTS. INDIVIDUAL SHEETS SEPARATED FROM THE SET MAY NOT ACCURATELY REFLECT ALL INFORMATION NEEDED TO SUITABLY COVER CERTAIN ITEMS. DO NOT SEPARATE THIS SET OF DRAWINGS INTO INDIVIDUAL SHEETS.

SHEET TITLE  
MEZZANINE LEVEL  
ENLARGED FLOOR PLANS

**A-201**

Order Plans @

WWW.IDIline.com

BM: Server: \\server\cadd\plan - BM: Server: \\server\cadd\plan - Cooper Mezzanine - 12/2/20