

FINISH SCHEDULE

ROOM NO.	ROOM NAME	FLOORING	BASE	WALLS	TRIM		DOORS	MILLWORK		CEILING	SPECIALTIES	REMARKS
					Doors	Windows		Base/Wall	Counters			
100	PUBLIC LOBBY	VP1/VP2/LVT1	WB1	P1/P4/VWC1	P2	P2	ST1	ST2/AP1	QZ1	P9	L1, CRN1	SEE DETAIL 2, ID-2, ELEVATIONS 1/2, ID-3
101	CPA	VP1	WB1	P1	P2	---	ST1	PL1	SS2	ACT1	---	---
102	CLOSET	VP1	WB1	P1	P2	---	ST1	---	---	ACT1	---	---
103	SICK ROOM	SV1	SV1	EP1	P2	---	ST1	---	---	ACT1	---	---
103A	SICK RESTROOM	SV1	SV1	EP1	P2	---	ST1	PL1	SS2	ACT1	M1	---
104	HEAD OF ADMIN OFFICE	CP1/2	CB1	P6	P2	P2	ST1	---	---	ACT1	---	---
105	HEAD OF ADV OFFICE	CP1/2	CB1	P6	P2	P2	ST1	---	---	ACT1	---	---
106	ASST. ADV OFFICE	CP1/2	CB1	P6	P2	P2	ST1	---	---	ACT1	---	---
107	OFFICE	CP1/2	CB1	P6	P2	P2	ST1	---	---	ACT1	---	---
108	WORK ROOM	VP3	RB1	P8	P2	---	ST1	PL3	SS1	ACT1	---	---
109	OFFICE ASST. FIN	CP1/2	CB1	P6	P2	P2	ST1	---	---	ACT1	---	---
110	STORAGE	SC	RB1	P6	P2	---	ST1	---	---	ACT1	---	---
111	HEAD OF FIN. OFFICE	CP1/2	CB1	P6	P2	P2	ST1	---	---	ACT1	---	---
112	OFFICE ASST. TO H.O.S.	CP1/2	CB1	P6	P2	P2	ST1	---	---	ACT1	---	---
113	SHARED OFFICE	CP1	CB1	P6	P2	---	ST1	---	---	ACT1	---	---
114	HEAD OF SCHOOL OFFICE	CP1	CB1	P6	P2	P2	ST1	ST2	SS2	ACT1	---	---
115	CONFERENCE	CP4/5	CB3	P7	P2	P2	ST1	---	---	ACT1	L2, CR1, CRN1	---
116	BREAK ROOM	VP3	RB1	P8	P2	---	ST1	PL3	SS1	ACT1	---	---
117	CAMPUS LOBBY	VP1/4/5, LVT1/2	WB1	VWC1/P4	P2	P2	ST1	---	---	---	---	SEE DETAIL 1, ID-2
118	GIRLS RESTROOM	PT1	PWT1	PWT1/PWT2/EP2	P2	---	ST1	PL1	SS2	ACT1	CRN1, TP1, M1	SEE ELEV. TYP. 4/5, ID-3
119	BOYS RESTROOM	PT1	PWT1	PWT1/PWT2/EP2	P2	---	ST1	PL1	SS2	ACT1	CRN1, TP1, M1	SEE ELEV. TYP. 4/5, ID-3
120	ELECTRICAL	SC	RB1	P1	P2	---	ST1	---	---	ACT1	---	---
121	JANITOR CLO.	SC	RB1	EP1	P2	---	ST1	---	---	ACT1	---	---
122	LIBRARY	CP7/8/9/10/11	CB1	P1/P3	P2	P2	ST1	ST2/AP2/PL2	QZ1/SS2/BC1	ACT1/P9	L3/L4/L5/L6	SEE DETAIL 3, ID-2, ELEVATIONS 1-3, ID-4
123	PRODUCTION	CP7	CB1	P1	P2	P2	ST1	PL1	SS2	ACT1	---	---
124	TECH	CP7	CB1	P1	P2	---	ST1	---	---	ACT1	---	---
125	CLASSROOM	CP7/10	CB1	P1/P3/P5	P2	P2	ST1	---	---	ACT1	---	SEE ELEVATION 4, ID-
126	MEETING ROOM	CP6	CB2	P1	P2	P2	ST1	ST2	QZ1	ACT1/P9	---	---
127	STORAGE	CP6	CB2	P1	P2	---	ST1	---	---	ACT1	---	---
C-1	CORRIDOR	VP1/4/5, LVT1	WB1	VWC1/P3/P4	P2	---	ST1	---	---	P6	---	SEE ELEVATION 3, ID-3
C-2	ADMIN CORRIDOR	CP2/CP3	CB1	P6	P2	---	ST1	---	---	ACT1	CR1	---

ADD NEW GROMMET HOLES TO MILLWORK SURFACES PER OWNER INSTRUCTION FOR WIRE MANAGEMENT

ALL FINISH SAMPLES MUST BE SUBMITTED TO ID COLLABORATIVE FOR REVIEW AND WRITTEN APPROVAL PRIOR TO ANY ITEMS BEING ORDERED.

GENERAL NOTES:

- ALL SUBCONTRACTORS AND SUPPLIERS ARE RESPONSIBLE FOR INFORMATION AND NOTES ON ALL DRAWING SHEETS AND MUST WORK FROM FULL SETS.
- ALL WORK SHALL BE DONE IN ACCORDANCE WITH THE NORTH CAROLINA BUILDING CODE.
- SINCE THE NUMBERING OF NOTES IS GROUPED BY TYPE OF WORK, SOME NUMBERS MAY BE SKIPPED ON ANY GIVEN PROJECT OR DRAWING SHEET.
- CONTRACTOR SHALL NOTIFY INTERIOR DESIGNER OF ANY DISCREPANCIES BETWEEN DRAWINGS, EXISTING CONDITIONS AND REGULATIONS IN THE STATE OF NORTH CAROLINA. ANY CHANGE OR ALTERATION OF THE EXISTING BUILDING WHICH ARE REQUIRED TO BE DESIGNED AND SEALED BY A LICENSED PROFESSIONAL, SUCH AS STRUCTURAL, ARCHITECTURAL, MECHANICAL, ELECTRICAL OR PLUMBING ENGINEER, IS THE SOLE RESPONSIBILITY OF THE OWNER OR GENERAL CONTRACTOR AND HAS NOT BEEN INCLUDED IN THESE DOCUMENTS.
- ALL PLANS SUBMITTED BY IDC ARE FOR INTERIOR PURPOSES ONLY. OWNER OR GC IS RESPONSIBLE TO ASSURE ALL PLANS MEET ANY AND ALL REQUIREMENTS OF APPLICABLE CODES AND REGULATIONS IN THE STATE OF NORTH CAROLINA. ANY CHANGE OR ALTERATION OF THE EXISTING BUILDING WHICH ARE REQUIRED TO BE DESIGNED AND SEALED BY A LICENSED PROFESSIONAL, SUCH AS STRUCTURAL, ARCHITECTURAL, MECHANICAL, ELECTRICAL OR PLUMBING ENGINEER, IS THE SOLE RESPONSIBILITY OF THE OWNER OR GENERAL CONTRACTOR AND HAS NOT BEEN INCLUDED IN THESE DOCUMENTS.

FINISH PLAN GENERAL NOTES:

- ALL FINISH MATERIALS ARE TO BE INSTALLED PER MANUFACTURER'S RECOMMENDATIONS AND SPECIFICATIONS. PATCH AND PREPARE WALLS AS REQUIRED TO A SMOOTH SURFACE AND FINISH AS INDICATED ON PLAN.
- PAINT SHALL BE APPLIED ACCORDING TO MANUFACTURER'S SPECIFICATION. PROVIDE (1) COAT PRIMER/SEALER AND (2) FINISH COATS. REFER TO FINISH SPECIFICATIONS.
- ALL WOOD INTERIOR DOORS SHALL BE STAINED (ST1) & MOLDINGS SHALL BE PAINTED (P2/P4), U.N.O. DO NOT PAINT/STAIN PRE-FINISHED OR ALUMINUM WINDOW/DOOR FRAMES.
- INSTALL STAINLESS RECEPTACLE COVER PLATES THROUGHOUT, U.N.O.
- PROVIDE AND INSTALL NEW WALL HUNG MIRRORS ABOVE SINKS LOCATED IN TOILETS. SEE SPEC M1. ALL MIRRORS SHALL BE PURCHASED AND INSTALLED BY G.C.
- ALL DOOR HARDWARE SHALL BE STAINLESS FINISH, SEE ARCHITECT'S DOOR AND DOOR HARDWARE SCHEDULES.
- CONTRACTOR SHALL PROVIDE ADEQUATE BLOCKING IN WALLS TO RECEIVE ALL ATTACHED EQUIPMENT, PLUMBING FIXTURES, CASEWORK, ETC. ALL FRAMING OR CONCEALED BLOCKING SHALL BE METAL OR NON-COMBUSTIBLE FIRE RETARDANT WOOD.
- ALL PLASTIC LAMINATE FILE CABINETS AND DRAWERS SHALL HAVE WHITE MELAMINE LINERS.
- ALL MILLWORK CABINETS SHALL HAVE PULL STYLE, BRUSHED NICKEL FINISH HARDWARE.
- SHOP DRAWINGS FOR ALL MILLWORK SHALL BE PROVIDED TO ID COLLABORATIVE FOR REVIEW AND APPROVAL PRIOR TO CONSTRUCTION.

BASE/TRIM:

- INSTALL A TRANSITION STRIP AT ALL CHANGE OF FLOORING MATERIAL, U.N.O. ALL TRANSITION STRIPS SHALL BE STYLE APPROPRIATE ACCORDING TO THE TRANSITION HEIGHT OF THE MATERIALS. REFER TO FINISH SPECIFICATIONS (T1-T5). FOR ALL CERAMIC FLOOR TILE IN PUBLIC AREAS, PROVIDE SCHLUTER SYSTEMS RENO TRANSITION STRIPS (TS3).

WALLS/DOORS:

- BOYS RESTROOM 118 AND BOYS RESTROOM 119 SHALL RECEIVE PWT1/PWT2 UP TO 60" A.F.F. ON ALL WALLS WITH EP2 ABOVE. INSTALL TS4 AT TOP EDGE OF WALL TILE.
- PATCH AND PREPARE WALLS AS REQUIRED TO A SMOOTH SURFACE AND FINISH AS INDICATED ON PLAN.
- PAINT SHALL BE APPLIED ACCORDING TO MANUFACTURER'S SPECIFICATION. PROVIDE (1) COAT PRIMER/SEALER AND (2) FINISH COATS. REFER TO FINISH SPECIFICATIONS.
- ALL WOOD INTERIOR DOORS SHALL BE STAINED (ST1) & MOLDINGS SHALL BE PAINTED (P2/P4), U.N.O. DO NOT PAINT/STAIN PRE-FINISHED OR ALUMINUM WINDOW/DOOR FRAMES.
- INSTALL STAINLESS RECEPTACLE COVER PLATES THROUGHOUT, U.N.O.
- PROVIDE AND INSTALL NEW WALL HUNG MIRRORS ABOVE SINKS LOCATED IN TOILETS. SEE SPEC M1. ALL MIRRORS SHALL BE PURCHASED AND INSTALLED BY G.C.
- ALL DOOR HARDWARE SHALL BE STAINLESS FINISH, SEE ARCHITECT'S DOOR AND DOOR HARDWARE SCHEDULES.

MILLWORK:

- CONTRACTOR SHALL PROVIDE ADEQUATE BLOCKING IN WALLS TO RECEIVE ALL ATTACHED EQUIPMENT, PLUMBING FIXTURES, CASEWORK, ETC. ALL FRAMING OR CONCEALED BLOCKING SHALL BE METAL OR NON-COMBUSTIBLE FIRE RETARDANT WOOD.
- ALL PLASTIC LAMINATE FILE CABINETS AND DRAWERS SHALL HAVE WHITE MELAMINE LINERS.
- ALL MILLWORK CABINETS SHALL HAVE PULL STYLE, BRUSHED NICKEL FINISH HARDWARE.
- SHOP DRAWINGS FOR ALL MILLWORK SHALL BE PROVIDED TO ID COLLABORATIVE FOR REVIEW AND APPROVAL PRIOR TO CONSTRUCTION.

FINISH SPECIFICATIONS:

FLOOR COVERINGS:

- CP1 MANNINGTON COMMERCIAL MODULAR CARPET, MOIRE COLLECTION, STYLE: PURE WAVELENGTH, COLOR: #12782 LUMENS, TILE SIZE: 18"X36", INSTALLATION: VERTICAL ASHLAR NOTE: FOR USE IN OFFICES CONTACT: JOYCE CAVIN 919-538-1800
- CP2 TANDUS CENTIVA MODULAR CARPET, STYLE: METRI II #04654, COLOR: #62112 DEEP BLUE, TILE SIZE: 18"X36", ETHOS BACKING, INSTALLATION: VERTICAL ASHLAR NOTE: FOR USE AS OFFSET BORDER IN CORRIDOR 129 AND OFFICES CONTACT: TOMMY KERR 336-202-7212
- CP3 TANDUS CENTIVA MODULAR CARPET, STYLE: METRI II #04654, COLOR: #62105 QUARTZITE, TILE SIZE: 18"X36", ETHOS BACKING, INSTALLATION: VERTICAL ASHLAR NOTE: FOR USE AS MAIN CORRIDOR 129 CARPET CONTACT: TOMMY KERR 336-202-7212
- CP4 MANNINGTON COMMERCIAL MODULAR CARPET, INTRINSIC COLLECTION, STYLE: INTERWINE, COLOR: #11001 INFLUENCE, TILE SIZE: 18"X36", INSTALLATION: VERTICAL ASHLAR NOTE: FOR USE IN CONFERENCE ROOM CONTACT: JOYCE CAVIN 919-538-1800
- CP5 MANNINGTON COMMERCIAL MODULAR CARPET, INTRINSIC COLLECTION, STYLE: MERGE, COLOR: #11001 INFLUENCE, TILE SIZE: 18"X36", INSTALLATION: HORIZONTAL BRICK ASHLAR NOTE: FOR USE AS BORDER IN CONFERENCE ROOM CONTACT: JOYCE CAVIN 919-538-1800
- CP6 MANNINGTON COMMERCIAL MODULAR CARPET, MOIRE COLLECTION, STYLE: RAY TRACING, COLOR: #13784 SHINE (DARK GRAY), TILE SIZE: 18"X36", INSTALLATION: HORIZONTAL PATTERN AS SHOWN ON ID-1. NOTE: FOR USE IN MEETING ROOM. CONTACT: JOYCE CAVIN 919-538-1800
- CP7 MANNINGTON COMMERCIAL MODULAR CARPET, MOIRE COLLECTION, STYLE: RAY TRACING, COLOR: #12782 LUMENS (LIGHT GRAY), TILE SIZE: 18"X36", INSTALLATION: VERTICAL ASHLAR TYP. LIBRARY 122 INSTALLATION PATTERN HERRINGBONE PER PATTERN AS SHOWN ON ID-1 AND DETAIL 3, SHEET ID-2 CONTACT: JOYCE CAVIN 919-538-1800
- CP8 MANNINGTON COMMERCIAL MODULAR CARPET, MOIRE COLLECTION, STYLE: RAY TRACING, COLOR: #32788 PRISM (ACCENT TILE 2 - BLUE/GREEN), TILE SIZE: 18"X36", INSTALLATION: SEE PATTERN PER DETAIL 3, SHEET ID-2 CONTACT: JOYCE CAVIN 919-538-1800
- CP9 MANNINGTON COMMERCIAL MODULAR CARPET, MOIRE COLLECTION, STYLE: PURE WAVELENGTH, COLOR: #32788 PRISM (ACCENT TILE 2 - BLUE/GREEN), TILE SIZE: 18"X36", INSTALLATION: SEE PATTERN PER DETAIL 3, SHEET ID-2. CONTACT: JOYCE CAVIN 919-538-1800
- CP10 MANNINGTON COMMERCIAL MODULAR CARPET, MODULAR ANCHOR MODULAR, COLOR: ISLAND #03538 ACCENT TILE 3 - SOLID DARK BLUE), TILE SIZE: 18"X36", INSTALLATION: VERTICAL ASHLAR, SEE PATTERN PER DETAIL 3, SHEET ID-2. CONTACT: KEFFY WITHERS 704-434-6775
- CP11 MANNINGTON COMMERCIAL MODULAR CARPET, MODULAR ANCHOR MODULAR, COLOR: MEADOW #40058 ACCENT TILE 4 - SOLID LIGHT GREEN, TILE SIZE: 18"X36", INSTALLATION: VERTICAL ASHLAR, SEE PATTERN PER DETAIL 3, SHEET ID-2. CONTACT: KEFFY WITHERS 336-324-6775
- LVT1 MANNINGTON COMMERCIAL AMTICO COLLECTION LUXURY VINYL TILE, APPROX. SIZES: 6" AND 12" CUSTOM LASER CUT LOGO (PAW PRINT), 40 MIL, 2.5MM LOGO WILL COME AS PRE-CUT FOR FIELD INSTALLATION BY MANUFACTURER. LOGO WILL BE MANNINGTON COLOR ANCHOR STYLE: STRIDE, COLOR: #C128 MIDNIGHT TWINKLE. CONTACT: JOYCE CAVIN 919-538-1800 NOTE: PLEASE CONTACT JOYCE CAVIN AT MANNINGTON COMMERCIAL FOR PRICING.
- LVT2 MANNINGTON COMMERCIAL AMTICO COLLECTION LUXURY VINYL PLANK, 6" CUSTOM LASER JET CUT LOGO (ROSE WINDOW), 40 MIL, 2.5MM LOGO WILL COME AS PRE-CUT FOR FIELD INSTALLATION BY MANUFACTURER. LOGO WILL BE MADE UP OF THE FOLLOWING FINISHES: COLORS: (VP1) WOOD #ARW8150, COLOR: CORNISH OAK, (VP4) #C118 COTTONTAIL AND MANNINGTON COLOR ANCHOR STYLE: STRIDE, COLOR: #C128 MIDNIGHT TWINKLE. CONTACT: JOYCE CAVIN 919-538-1800 NOTE: PLEASE CONTACT JOYCE CAVIN AT MANNINGTON COMMERCIAL FOR PRICING.
- PT1 DALTILE COLORBODY PORCELAIN FLOOR TILE, PATTERN: FABRIC ART, COLOR: #M152 MODERN TEXTILE TAUPE, TILE SIZE: 12X24 GROUT: LAURI WATNEE 704-236-7324
- SC SEALED CONCRETE
- SV1 LONSEAL FLOORING, COLLECTION: LONCOE LINEN WITH TOPSEAL, COLOR: #332 HEATHER (NEUTRAL), RESILIENT SHEET VINYL FLOORING 8" WIDE X 50" LONG, 2.85MM THICK WITH HEAT WELD SEAMS, INTEGRAL 4" BASE WITH COVE CAP: JOHNSONITE #121 CEMENT CONTACT: KING BOSTROM 704-433-1380
- VP1 MANNINGTON COMMERCIAL AMTICO COLLECTION LUXURY VINYL PLANK, WOOD #ARW8150, COLOR: CORNISH OAK, PLANK SIZE: 6" X 36", 40 MIL, 2.5MM THICKNESS, DIRECT GLUE INSTALLATION, INSTALL PER MANUFACTURER'S RECOMMENDATION. CONTACT: JOYCE CAVIN 919-538-1800
- VP2 MANNINGTON COMMERCIAL AMTICO SIGNATURE LUXURY VINYL PLANK, WOOD #ARW7970, COLOR: MANOR OAK, PLANK SIZE: 6" X 36", 40 MIL, 2.5 MM THICKNESS, DIRECT GLUE INSTALLATION, INSTALL PER MANUFACTURER'S RECOMMENDATION. CONTACT: JOYCE CAVIN 919-538-1800
- VP3 MANNINGTON COMMERCIAL LUXURY VINYL TILE, COLLECTION: UNINTERRUPTED, STYLE: STONE #UNJ036, COLOR: CARBONATE, TILE SIZE: 12" X 24", 20 MIL, 4MM THICKNESS, DIRECT GLUE INSTALLATION, INSTALL PER MANUFACTURER'S RECOMMENDATION CONTACT: JOYCE CAVIN 919-538-1800
- VP4 MANNINGTON COMMERCIAL LUXURY VINYL PLANK, COLOR ANCHOR LVT COLLECTION, STYLE: GROOVE, COLOR: #C118 COTTONTAIL (NEUTRAL), PLANK SIZE: 6" X 36", 20 MIL, 2.5MM THICKNESS, DIRECT GLUE INSTALLATION CONTACT: JOYCE CAVIN 919-538-1800
- VP5 MANNINGTON COMMERCIAL LUXURY VINYL PLANK, COLOR ANCHOR LVT COLLECTION, STYLE: STRIDE, COLOR: #C139 LONDON FOG (GRAY), PLANK SIZE: 6" X 36", 20 MIL, 2.5MM THICKNESS, DIRECT GLUE INSTALLATION CONTACT: JOYCE CAVIN 919-538-1800

FINISH SPECIFICATIONS:

BASE/TRIM:

- CB1 TANDUS CENTIVA POWERBOND CARPET, STYLE: METRI II #04654, COLOR: #62105 QUARTZITE, POWERBOND BROADLOOM SIZE: 6"W, ETHOS BACKING, ESHCO CARPET BINDING COLOR #615 CONTACT: TOMMY KERR 336-202-7212
- CB2 TANDUS CENTIVA POWERBOND CARPET, STYLE: METRI II #04654, COLOR: #62107 AGATE, POWERBOND BROADLOOM SIZE: 6"W, ETHOS BACKING, ESHCO CARPET BINDING COLOR #525 NOTE: FOR USE AS CARPET BASE IN MEETING ROOM CONTACT: TOMMY KERR 336-202-7212
- CB3 TANDUS CENTIVA POWERBOND CARPET, STYLE: PLEXUS COLOUR IV #02875, COLOR: #18502 BRUSHED SILVER, POWERBOND BROADLOOM SIZE: 6"W, ETHOS BACKING, ESHCO CARPET BINDING COLOR #615 NOTE: FOR USE AS CARPET BASE IN CONFERENCE ROOM CONTACT: TOMMY KERR 336-202-7212
- CR1 CHAIR RAIL PAINTED: P2, LOCATED IN CONFERENCE ROOM AND ADMIN CORRIDOR C-2, SEE ARCH PLANS FOR MOLDING PROFILE DETAILS.
- CRN1 CROWN MOLDING PAINTED: P2, SEE ARCH PLANS FOR MOLDING PROFILE DETAILS.
- P2 SHERWIN WILLIAMS, LATEX SEMI-GLOSS FINISH PAINT, COLOR: #SW7008 ALABASTER CONTACT: SHERWIN WILLIAMS 800-382-6567 NOTE: FOR USE AS TRIM PAINT
- RB1 JOHNSONITE, TRADITIONAL RUBBER WALL BASE, 3/4" TOE, HENR. CONTINUOUS ROLL, COLOR: #80 FALL CONTACT: ANA DIMED 704-622-8711
- TS1 MANNINGTON COMMERCIAL FUSION RUBBER TRANSITION STRIP 3.2MM, COLOR: #111 TITANIUM METALLIC, CONTACT MILLWORK FLOORING REDUCER USE AT CARPET TO TILE TRANSITIONS. NOTE: SEE SHEET ID-1. CONTACT: JOYCE CAVIN 919-538-1800
- TS2 SHERWIN WILLIAMS, RENO-V SEMI GLOSS, COLOR: SATIN ALUMINUM, SIZE: 3/8" HIGH FOR USE AT ALL VP TO VP TRANSITIONS & ALL CARPET TO CONCRETE TRANSITIONS CONTACT: ROBERT SMITH 800-472-4588
- TS3 SHERWIN WILLIAMS, RENO-V ADJUSTABLE SLOPED TRANSITION STRIP, FINISH: SATIN-ANODIZED ALUMINUM OR USE TILE TO VP TRANSITIONS CONTACT: ROBERT SMITH 800-472-4588
- TS4 SHERWIN WILLIAMS, SCHIENE TILE EDGE TRANSITION STRIP, FINISH: SATIN-ANODIZED ALUMINUM CONTACT: ROBERT SMITH 800-472-4588
- TS5 SHERWIN WILLIAMS, SCHIENE, ITEM #AE 20, COLOR: SATIN ANODIZED ALUMINUM, SIZE: 3/8" HIGH FOR USE AT ALL VP TO CONCRETE TRANSITIONS PROFILE DETAILS.
- WB1 WOOD BASE TO BE PAINTED P4, SEE ARCH PLANS FOR PROFILE DETAILS.

WALLS/DOORS:

- EP1 SHERWIN WILLIAMS, ACRYLIC WATER REDUCIBLE EPOXY SEMI-GLOSS FINISH PAINT #95-2053X, COLOR: #SW9165 GOSSAMER VEIL CONTACT: RUSS HANSEN 980-207-9410
- EP2 SHERWIN WILLIAMS, ACRYLIC WATER REDUCIBLE EPOXY SEMI-GLOSS FINISH PAINT #95-2053X, COLOR: #SW7037 BALANCED BEIGE CONTACT: RUSS HANSEN 980-207-9410
- P1 SHERWIN WILLIAMS EGGSHELL FINISH LATEX PAINT, COLOR: #SW9185 GOSSAMER VEIL CONTACT: RUSS HANSEN 980-207-9410
- P3 SHERWIN WILLIAMS EGGSHELL FINISH LATEX PAINT, COLOR: #SW6523 DENIM (BLUE) CONTACT: RUSS HANSEN 980-207-9410 NOTE: FOR USE AS ACCENT AT WATER FOUNTAINS AND ACCENT DETAIL BEHIND LIBRARY DESK
- P4 SCUFFMASTER SCRUBOUTGUT PAINT, EGGSHELL FINISH PAINT, COLOR: #GOH 3177028 (TO MATCH SHERWIN WILLIAMS (P2) #SW7008 ALABASTER) NOTE: FOR USE ON WAINSCOTING AND WB1 BASE MOLDING IN PUBLIC LOBBY, CAMPUS LOBBY, AND CORRIDOR C-1. CONTACT: HAYLEY WRIGHT (919) 280-6824
- P5 SHERWIN WILLIAMS EGGSHELL FINISH LATEX PAINT, COLOR: #SW6727 HOUSEPLANT (GREEN), TO BE CONFIRMED WITH OWNER CONTACT: RUSS HANSEN 980-207-9410 NOTE: FOR USE IN CLASSROOM 126 AS ACCENT GREEN SCREEN
- P6 SHERWIN WILLIAMS EGGSHELL FINISH LATEX PAINT, COLOR: #SW7030 ANEW GRAY CONTACT: RUSS HANSEN 980-207-9410 NOTE: FOR USE IN ADMIN AREA CORRIDOR C-2 AND OFFICES
- P7 SHERWIN WILLIAMS EGGSHELL FINISH LATEX PAINT, COLOR: #SW7504 KEYSTONE GRAY CONTACT: RUSS HANSEN 980-207-9410 NOTE: FOR USE IN CONFERENCE ROOM
- P8 SHERWIN WILLIAMS EGGSHELL FINISH LATEX PAINT, COLOR: #SW6255 MORNING FOG (LIGHT BLUE/GRAY) CONTACT: RUSS HANSEN 980-207-9410 NOTE: FOR USE IN BREAK ROOM AND WORK ROOM
- PWT1 DALTILE COLORBODY PORCELAIN WALL TILE, PATTERN: FABRIC ART, COLOR: #M151 MODERN TEXTILE BEIGE, TILE SIZE: 12X24 GROUT: LAURI WATNEE 704-236-7324
- PWT2 DALTILE COLORBODY PORCELAIN WALL TILE, PATTERN: FABRIC ART, COLOR: #M170 MODERN KALEIDOSCOPE NATURAL PRISM (NEUTRAL GEOMETRIC PATTERN), TILE SIZE: 12X24 CONTACT: LAURI WATNEE 704-236-7324 GROUT: MAPEI KERAPoxy CO, COLOR: 01 ALABASTER
- TP1 SCRANTON PRODUCTS, ECLIPSE PARTITIONS WITH HIDDEN STAINLESS STEEL HARDWARE, METALLIC FINISH: BRONZE HAMMERED NOTE: FOR USE IN RESTROOMS
- VWC1 CARNEGIE XOREL WALLCOVERING, PATTERN: STRIE #6423, COLOR: W820, BACKING: X-PROTECT WALL FOR DIRECT WALLCOVERING APPLICATION. 52" WIDTH, INSTALL PER MANUFACTURER'S RECOMMENDATION. CONTACT: DEB HINES 704-905-4601

FINISH SPECIFICATIONS:

MISC: DECORATIVE LIGHTING:

- L1 SCOTT LIGHTING SEMI-FLUSH FIXTURE, SIZE: 48" DIA. 24"H. MODEL: #2654 (3 TIER DRUM LED FIXTURE) FINISH: BRUSHED NICKEL, ANNA CREAM SILK SHADE QUANTITY: 2 LOCATION: PUBLIC LOBBY
- L2 TECH LIGHTING CHANDELIER, SIZE: 30" DIA. MODEL: #700B00-30-S-LED930 BODIAM 30 SUSPENSION FINISH: SATIN NICKEL QUANTITY: 2 LOCATION: CONFERENCE ROOM
- L3 LIGHT ART PENDANT FIXTURE, ACOUSTIC FIBRO, SIZE: 35" DIA. MODEL: #ACC-SHPE-ECHO-35-8-2002, FIN. STY: B FINISH: SOLA FELT #MN MOON QUANTITY: 7 LOCATION: LIBRARY CONTACT: JORENE WILLIAMS 919-538-1396
- L4 LIGHT ART PENDANT FIXTURE, LA2 SLIM RING, SIZE: 58" DIA. MODEL: #LA2-SLM-RING-58 FINISH: #HL HUSH NATURAL QUANTITY: 5 LOCATION: LIBRARY CONTACT: JORENE WILLIAMS 919-538-1396
- L5 LIGHT ART PENDANT FIXTURE, LA2 SLIM RING, SIZE: 43" DIA. MODEL: #LA2-SLM-RING-43 FINISH: #GO HUSH GESSO QUANTITY: 5 LOCATION: LIBRARY - ABOVE DESK AND READING NOOK CONTACT: JORENE WILLIAMS 919-538-1396
- L6 LIGHT ART PENDANT FIXTURE, LA2 SLIM RING, SIZE: 33" DIA. MODEL: #LA2-SLM-RING-33 FINISH: #HL HUSH NATURAL QUANTITY: 1 LOCATION: LIBRARY - ABOVE DESK CONTACT: JORENE WILLIAMS 919-538-1396

*NOTE: PLEASE REFER TO ELECTRICAL DRAWINGS FOR QUANTITY/LOCATIONS OF ALL LIGHTING. DECORATIVE LIGHTING SPECIFICATIONS PROVIDED AS REFERENCE ONLY. ALL LIGHTING TO BE LED FIXTURES OR USE COMPATIBLE LED BULBS.

MISC:

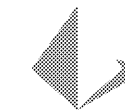

- M1 HOME DEPOT MIRROR, #WH7724-WG-M, 24"X36" FRAMED WALL MIRROR IN WARM GRAY NOTE: FOR USE IN RESTROOMS, SEE FINISH NOTE F.

MILLWORK:

- AP1 INTERLAM ART DIFFUSION MDF BOARD, CUSTOMIZED FOR CLIENT (APPROX. LOGO SIZE 20"X20") PAW PRINT LOGO, FAUX FINISH: CONCRETE NOTE: FOR USE ON RECEPTION DESK, SEE ELEVATIONS 1/2, SHEET ID-3 CONTACT: MIKE JOYCE 336-255-5447
- AP2 FORMS+SURFACES ARCHITECTURAL PANEL, METAL: STAINLESS STEEL, FINISH: LINEN, THICKNESS: 0.8MM NOTE: FOR USE ON LIBRARY DESK CONTACT: FORMS+SURFACES 800-451-0410
- BC1 CARNEGIE XOREL UPHOLSTERY, PATTERN: FRACTAL EMBOSS #6261, COLOR: 751 (BLUE), BACKING: X-PROTECT SIF FOR UPHOLSTERY APPLICATION. 52" WIDTH, RECOMMENDED CUSHION MANUFACTURER: FIRST CHOICE UPHOLSTERY: 336-854-7632 CARNEGIE CONTACT: DEB HINES 704-905-4601 NOTE: FOR USE AS LIBRARY BENCH CUSHION
- PL1 WILSONART PLASTIC LAMINATE, PREMIUM FINISH, COLOR: #8221-38 SP WALNUT CONTACT: APRIL BRICKLE 540-537-3431
- PL2 WILSONART PLASTIC LAMINATE, PREMIUM FINISH, COLOR: #15505-31 TRACELESS BLACK VELVET (MATTE BLACK) CONTACT: APRIL BRICKLE 540-537-3431 NOTE: FOR USE AS MILLWORK REVEAL
- PL3 WILSONART PLASTIC LAMINATE, PREMIUM FINISH, COLOR: #8906-58 DANISH MAPLE CONTACT: APRIL BRICKLE 540-537-3431
- QZ1 WILSONART QUARTZ, COLOR: LUCCA #Q4027L, EASED EDGE PROFILE CONTACT: APRIL BRICKLE 540-537-3431
- SS1 WILSONART SOLID SURFACE, COLOR: JOVAN #9211CM CONTACT: APRIL BRICKLE 540-537-3431
- SS2 WILSONART SOLID SURFACE, COLOR: RAIN CLOUD, CONTACT: APRIL BRICKLE 540-537-3431
- ST1 VT INDUSTRIES ARCHITECTURAL WOOD DOORS, PRE-FINISHED WOOD STAIN, SPECIES: SELECT WHITE MAPLE, COLOR: RAVINE #RA18, SEE ARCH SPECS FOR DOOR STYLES.
- ST2 STAIN TO MATCH (PL1) WILSONART #8221-38 SP WALNUT


CEILING:

- ACT1 ARMSTRONG ACOUSTIC CEILING TILE, ULTIMA SQUARE REGULAR, SIZE: 2' X 2' #1912 COLOR: WHITE, 9/16" SUPRAFINE SUSPENSION SYSTEM. CONTACT: ANGELA DUNPHY 704-363-4979
- P9 SHERWIN WILLIAMS FLAT FINISH LATEX PAINT, COLOR: #SW7757 HIGH REFLECTIVE WHITE CONTACT: RUSS HANSEN 980-207-9410



300 NORTH GREENE STREET
SUITE 285
GREENSBORO
NORTH CAROLINA 27401
TEL. 336.273.0101
FAX. 336.273.0141

CANTERBURY SCHOOL
P. DAVID BROWN LIBRARY AND
ADMINISTRATION BUILDING
5400 OLD LAKE JEANETTE RD
GREENSBORO, NORTH CAROLINA



DATE: 1-30-2020

PROJECT #: 19117

FILE #: IDC#193