

**J** JUNCTION 4" SQUARE BOX  
MOUNTING VARIES.

**A** ANNUNCIATOR 4" SQUARE BOX  
MOUNT 62" A.F.F.

**A/V** AUDIBLE/VISUAL 4" SQUARE BOX  
MOUNT TO BOTTOM OF JOIST OR DROP TILE CEILING  
MOUNT.

**M** MODULE 4" SQUARE BOX  
MOUNTING DETAILS DIFFERENT PER DEVICE, LOCATED  
ON PLANS.

**S** SMOKE DETECTOR 4" SQUARE BOX  
MOUNT TO BOTTOM OF JOIST OR DROP TILE CEILING  
MOUNT.

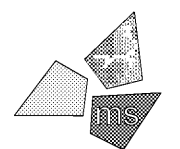
**\*NOTE**  
ALL BOXES NOT ATTACHED DIRECTLY TO JOISTS SHALL STUB UP  
TO BOTTOM OF STRUCTURE.

**P** PULL STATION SINGLE GANG BOX  
MOUNT 48" A.F.F.

	COMPANY	SIGNATURE	DATE
SYSTEM VENDOR			
GENERAL CONTRACTOR			
ELECTRICAL CONTRACTOR			

Issued:	Date:
A Client Review Set	05/07/19
B Permit Set	06/12/19
C Client Review Set	02/07/20
D Bid Set	02/10/20
Revisions:	Date:


**DO NOT SCALE PLANS**  
Copying, Printing, Software and other processes required to produce these prints can stretch or shrink the actual paper or layout. Therefore, scaling of this drawing may be inaccurate. Contact the consultants with any need for additional dimensions or clarifications.



**ms consultants, inc.**  
engineers, architects, planners  
5444 Wade Park Blvd.  
Suite 160  
Raleigh, NC 27607-4299  
phone 919.772.5565  
fax 919.779.2308

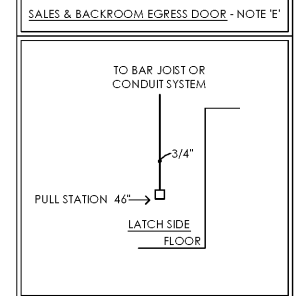
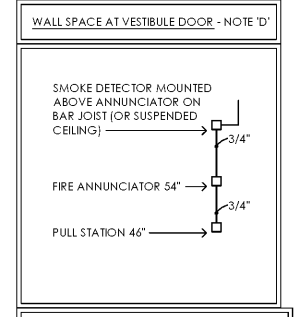
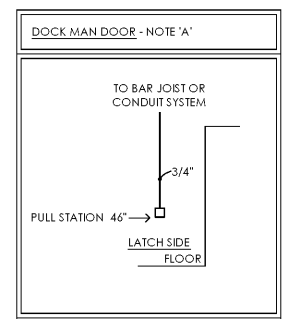
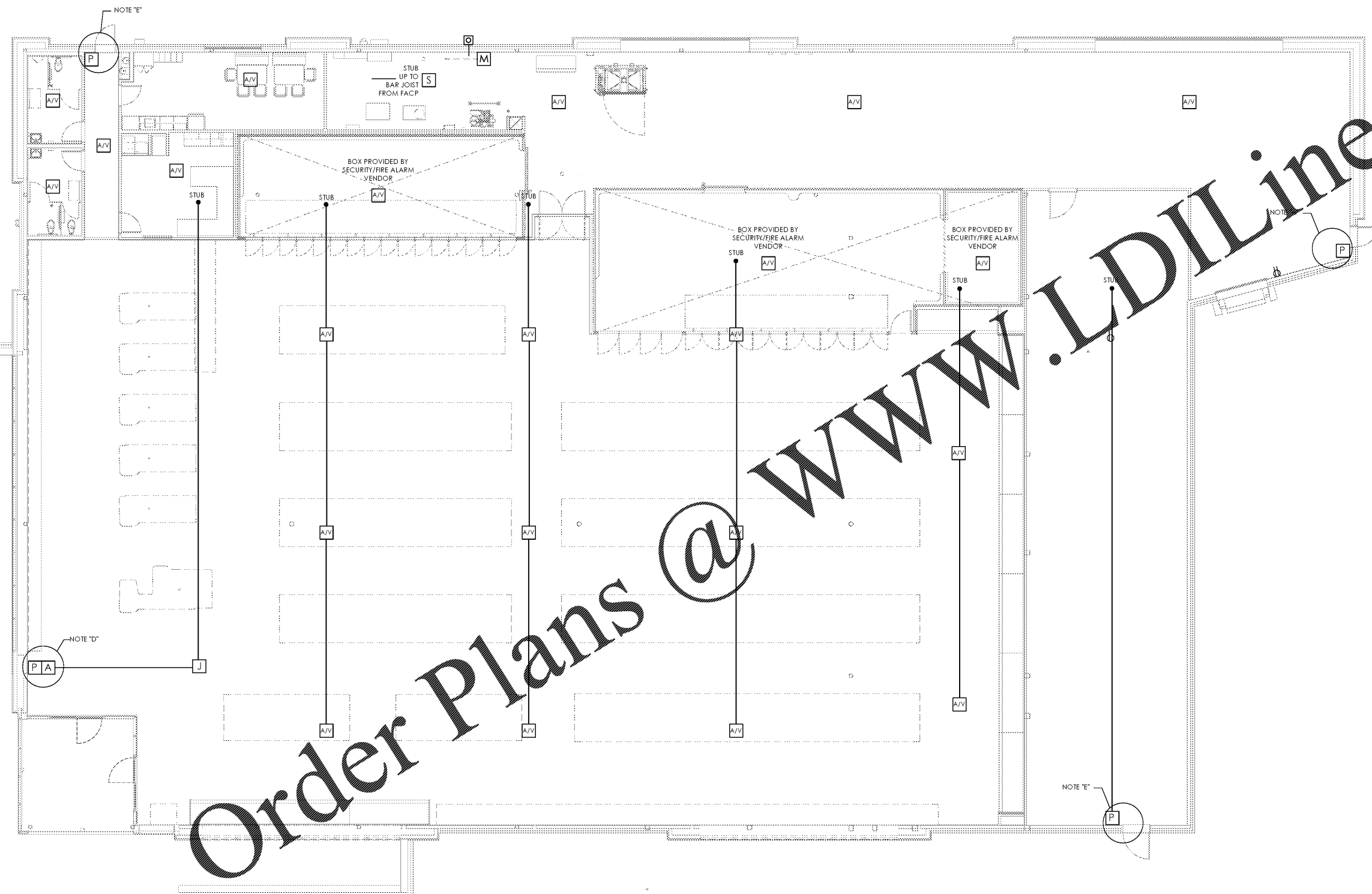
DRAWN BY: MEM  
REVIEWED BY: KFF

Seal  
  
PROFESSIONAL OF RECORD:  
JASON E. CHRISTOFF No. 039391  
EXP. DATE: 12/31/2020



ALDI Inc. Store #: 154  
Cornelius, NC  
20101 West Catawba Avenue  
Cornelius, NC 28031  
Mecklenburg County  
Project Name & Location:

Fire Alarm  
Conduit Plan  
Drawing Name:  
Prototype Rls. 12/10/18 Project No. 40452-07  
Type: LHSD-V8ER  
CLP-101  
Scale: As Noted Drawing No.



**SIGN-OFF PROCEDURE:**

1. THE G.C. SHALL SEND THE CONDUIT LAYOUT DRAWINGS TO THE SYSTEM INSTALLER FOR THEIR REVIEW, COMMENT AND MARK UP.
2. THE SYSTEM INSTALLER SHALL MARK UP THE PLAN WITH ANY CHANGES OR ADDITIONAL DETAILS, THEN SIGN AND DATE WITH THEIR COMPANY NAME AND SEND IT BACK TO THE G.C.
3. UPON RECEIPT OF THE PLAN THE G.C. WILL THEN SIGN AND DATE WITH THEIR COMPANY NAME INDICATING THAT THEY ACCEPT THE MARKED UP PLAN WITH E.C..

**NOTE:**

THIS CONDUIT DRAWING IS FOR REFERENCE ONLY. THE ELECTRICAL CONTRACTOR SHALL COORDINATE ALL FIRE ALARM SYSTEM (IF REQUIRED) AND SECURITY SYSTEM REQUIREMENTS WITH ALDIS FIRE ALARM AND SECURITY SYSTEM VENDOR(S) AND SHALL PROVIDE ALL RACEWAYS, CONDUIT AND BOXES AS REQUIRED FOR INSTALLATION OF SYSTEM EQUIPMENT, DEVICES AND CABLING. ALL REQUIRED RACEWAYS, CONDUIT AND BOXES SHALL BE FURNISHED AND INSTALLED BY THE ELECTRICAL CONTRACTOR FOR USE BY THE FIRE ALARM AND SECURITY SYSTEM INSTALLER(S). REFER TO SIGN-OFF PROCEDURE LOCATED ON THIS SHEET.

PLOTTED: 2/10/2020 9:48 AM