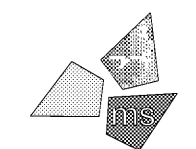


Issued:	Date:
A Client Review Set	05/07/19
B Permit Set	06/12/19
C Client Review Set	02/07/20
D Bid Set	02/10/20
Revisions:	Date:


DO NOT SCALE PLANS
 Copying, Printing, Software and other processes required to produce these prints can stretch or shrink the actual paper or layout. Therefore, scaling of this drawing may be inaccurate. Contact m.s. consultants with any need for additional dimensions or clarifications.



ms consultants, inc.
 engineers, architects, planners
 5444 Wade Park Blvd.
 Suite 160
 Raleigh, NC 27607-4299
 phone 919.772.5565
 fax 919.779.2308

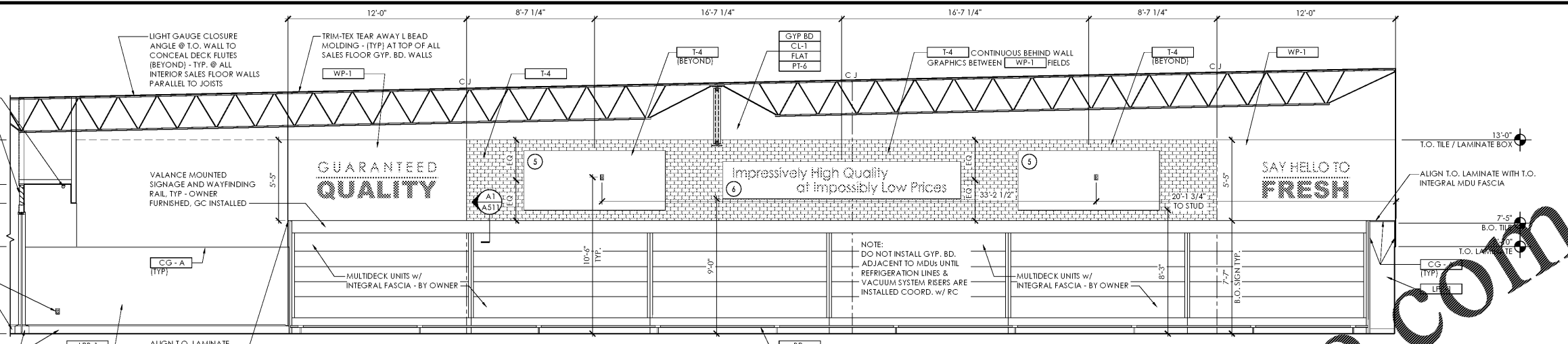
DRAWN BY: KKL
 REVIEWED BY: NAL

Seal
 PROFESSIONAL OF RECORD:
 CHARLES M. BUSCH NO. 14751
 EXP. DATE: 06/30/2020

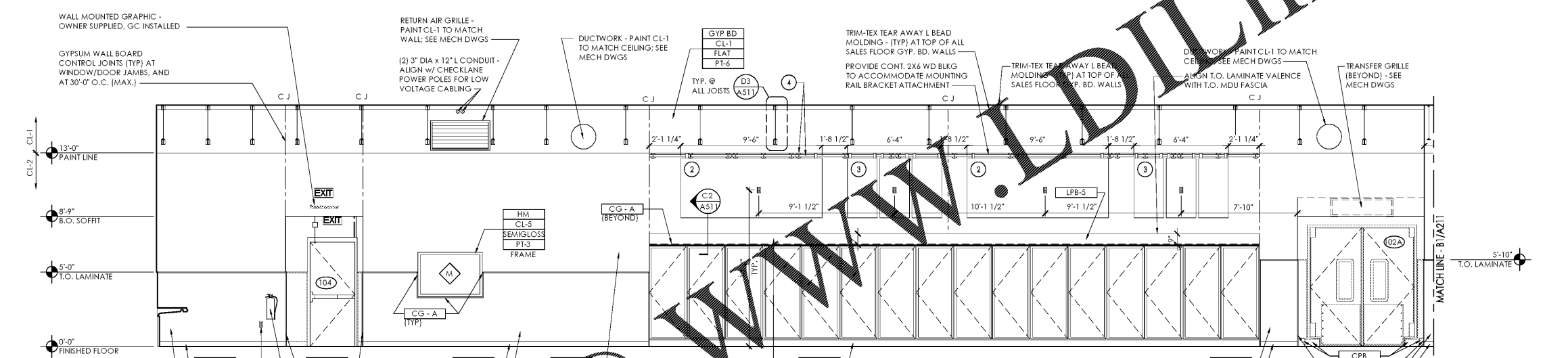


ALDI Inc. Store #: 154
 Cornelius, NC
 20101 West Catawba Avenue
 Cornelius, NC 28031
 Mecklenburg County
 Project Name & Location:

Interior Elevations
 Drawing Name:
 Prototype Rls. 12/10/18
 Project No. 40452-07
 Type: LHSD-V8ER
 A-211
 Scale: As Noted
 Drawing No.



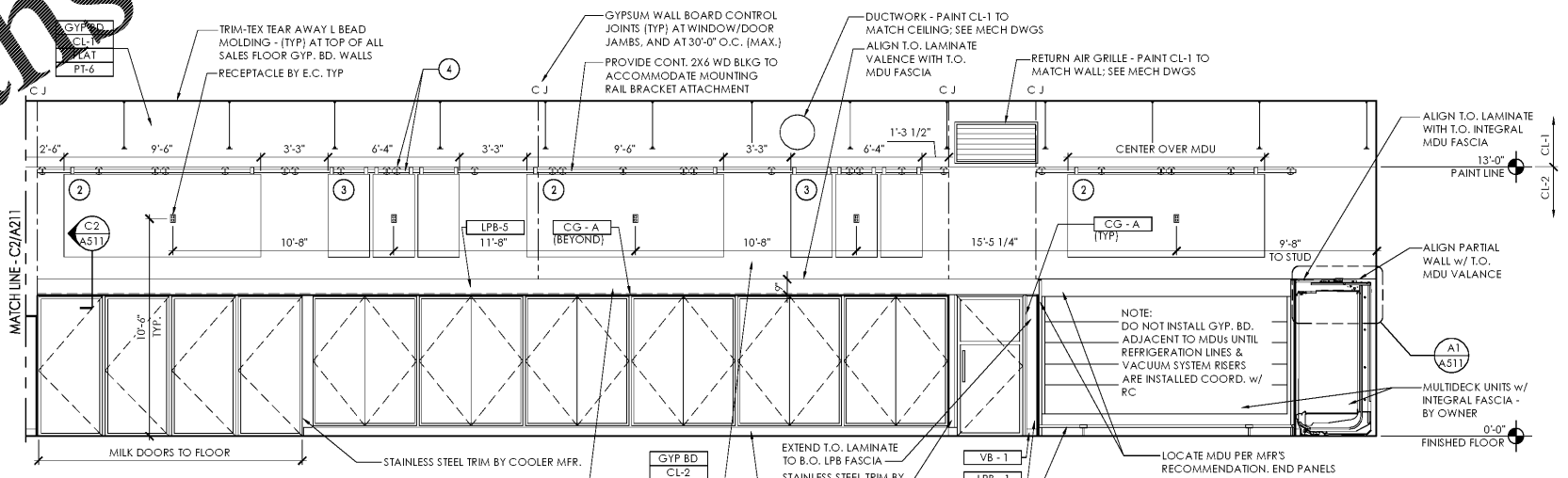
Retail Interior Elevation
 SCALE: 1/4" = 1'-0"



Retail Interior Elevation
 SCALE: 1/4" = 1'-0"

SALES FLOOR GRAPHICS SCHEDULE			
KEY	KEY DESCRIPTION	MANUFACTURER	NOTES
1	NOT USED		
2	ILLUMINATED WALL MTD. GRAPHIC w/ SIMULATED RAIL MOUNT	OWNER SUPPLIED & INSTALLED	114"W x 48"H
3	TRIPLE PANEL RAIL MTD. GRAPHIC (TRIPTYCH)	OWNER SUPPLIED & INSTALLED	24"W x 48"H PANELS - 76" TOTAL WIDTH
4	MOUNTING RAIL	OWNER SUPPLIED & INSTALLED	ALIGN TOP OF RAIL BRACKETS w/ PAINT LINE. EXTEND WD BLKG ENTIRE LENGTH OF MOUNTING RAIL U.N.O.
5	ILLUMINATED WALL MTD. GRAPHIC	OWNER SUPPLIED & INSTALLED	114"W x 48"H - BACK WALL ABOVE MDU; INSTALL OVER TILE
6	WALL MTD GRAPHIC	OWNER SUPPLIED & INSTALLED	192"W x 30"H - BACK WALL ABOVE MDU; INSTALL OVER TILE
7	ILLUMINATED GRAPHIC - VERTICAL MESSAGE	OWNER SUPPLIED & INSTALLED	
8	ILLUMINATED WALL MTD. GRAPHIC w/ SIMULATED RAIL MOUNT - WELCOME TO YOUR CITY	OWNER SUPPLIED & INSTALLED	214"W x 48"H

- GENERAL NOTES:**
- ALL WALLS TO BE CLEANED AFTER PAINTING OF CEILING TO REMOVE DRYFALL PAINT RESIDUE. COMPLETE CLEANING PRIOR TO INSTALLATION OF OWNER FURNISHED GRAPHICS PACKAGE.
 - REFER TO DRAWING A-603 FOR ALL FINISH CALL-OUTS.
 - OWNER TO SUPPLY & INSTALL INTERIOR GRAPHICS AND MILLWORK PACKAGE. REFER TO INSTALLATION INSTRUCTIONS AND CUT SHEETS POSTED TO WWW.SHARENOLGY.COM INTERIOR GRAPHICS: VENDOR INFO > SBPI INTERIOR GRAPHICS MILLWORK: VENDOR INFO > RIDDLEY CABINET CO INC VENDOR INFO > KPI CONCEPTS INC
 - COORDINATE LOCATIONS OF ALL CONTROL JOINTS WITH THE GRAPHICS PACKAGE TO MINIMIZE INTERFERENCE WITH THE GRAPHICS.
 - ALL SALES AREA WALLS TO BE FREE OF ABANDONED DEVICE BOXES AND NO BLANK COVER PLATES ARE TO BE EXPOSED.



Retail Interior Elevation
 SCALE: 1/4" = 1'-0"

D

C

B

A