


- NOTE:
- COORDINATE WITH STRUCTURAL, PLUMBING, MECHANICAL AND ELECTRICAL FOR ALL ITEMS PROVIDED BY THOSE DISCIPLINES. CONTRACTOR SHALL BE RESPONSIBLE FOR LAYING OUT ALL CEILING MOUNTED ELEMENTS WITH ALL OTHER CEILING MOUNTED EQUIPMENT AND STRUCTURE AND CORRECTING ANY INTERFERENCE PRIOR TO INSTALLATION.
 - PREPARE AND PAINT ALL CEILING MOUNTED ITEMS ON SALES FLOOR, INCLUDING BUT NOT LIMITED TO HVAC DIFFUSERS AND RETURNS, THREADED ROD, CONDUIT AND SPRINKLER PIPING. DO NOT PAINT VACUUM CONDENSATE REMOVAL SYSTEM FINCH VALVES.
 - ALL DIMENSIONS ARE TO FACE OF WALL FINISH UNLESS OTHERWISE NOTED.
 - ALL DIMENSIONS TO LIGHT LOCATIONS ARE TO CENTERLINE OF FIXTURE.
 - CAULK ALL SUSPENDED CEILING TO WALL INTERSECTIONS - SEE SPEC SECTION 079200.
 - ALL INTERIOR WALLS EXCEPT SHADED PORTIONS EXTEND TO UNDERSIDE OF DECK.
 - ATTACH POWERPOLE TO ROOF STRUCTURE WITH UNISTRUT (TYP. AT CHECKPLANES AND SPOT MERCHANTSERS) - PAINT UNISTRUT TO MATCH CEILING.
 - GC TO ENSURE ALL JOIST AND JOIST GIRDER TAGS ARE PROPERLY SECURED TO JOIST WEBBING AND CONCEALED FROM VIEW PRIOR TO PAINTING.
 - NORDEON LIGHTING SYSTEM SHALL BE OWNER FURNISHED AND CONTRACTOR INSTALLED. CONTRACTOR SHALL HAVE FIVE (5) DAYS FROM DATE OF DELIVERY ACCEPTANCE TO VERIFY SHIPMENT FOR ANY DAMAGES. CONTACT QUANTITY OF FIXTURES AND PLACE A CLAIM. AFTER FIVE (5) DAYS THE CONTRACTOR SHALL BE RESPONSIBLE FOR ANY DAMAGES AND ADDITIONAL FIXTURES REQUIRED.
 - PROVIDE HOLD DOWN CLIPS AT CEILING IN VESTIBULE
 - ALL DIMENSIONS TO LIGHT LOCATIONS ARE TO CENTERLINE OF FIXTURE. CENTER LIGHT FIXTURES IN FLOOR AISLES WHERE APPLICABLE. CONFIRM MERCHANDISING FIXTURE LAYOUT WITH ALL SUPP PRIOR TO INSTALLATION OF FIXTURES

Issued:	Date:
A Client Review Set	05/07/19
B Permit Set	06/12/19
C Client Review Set	02/07/20
D Bid Set	02/10/20
Revisions:	Date:

DO NOT SCALE PLANS

Copying, Printing, Software and other processes required to produce these prints can stretch or shrink the actual paper or layout. Therefore, scaling of this drawing may be inaccurate. Contact us consultants with any need for additional dimensions or clarifications.




ms consultants, inc.
 engineers, architects, planners
 5444 Wade Park Blvd.
 Suite 160
 Raleigh, NC 27607-4299
 phone 919.772.5565
 fax 919.779.2308

DRAWN BY: KKL
 REVIEWED BY: NAL

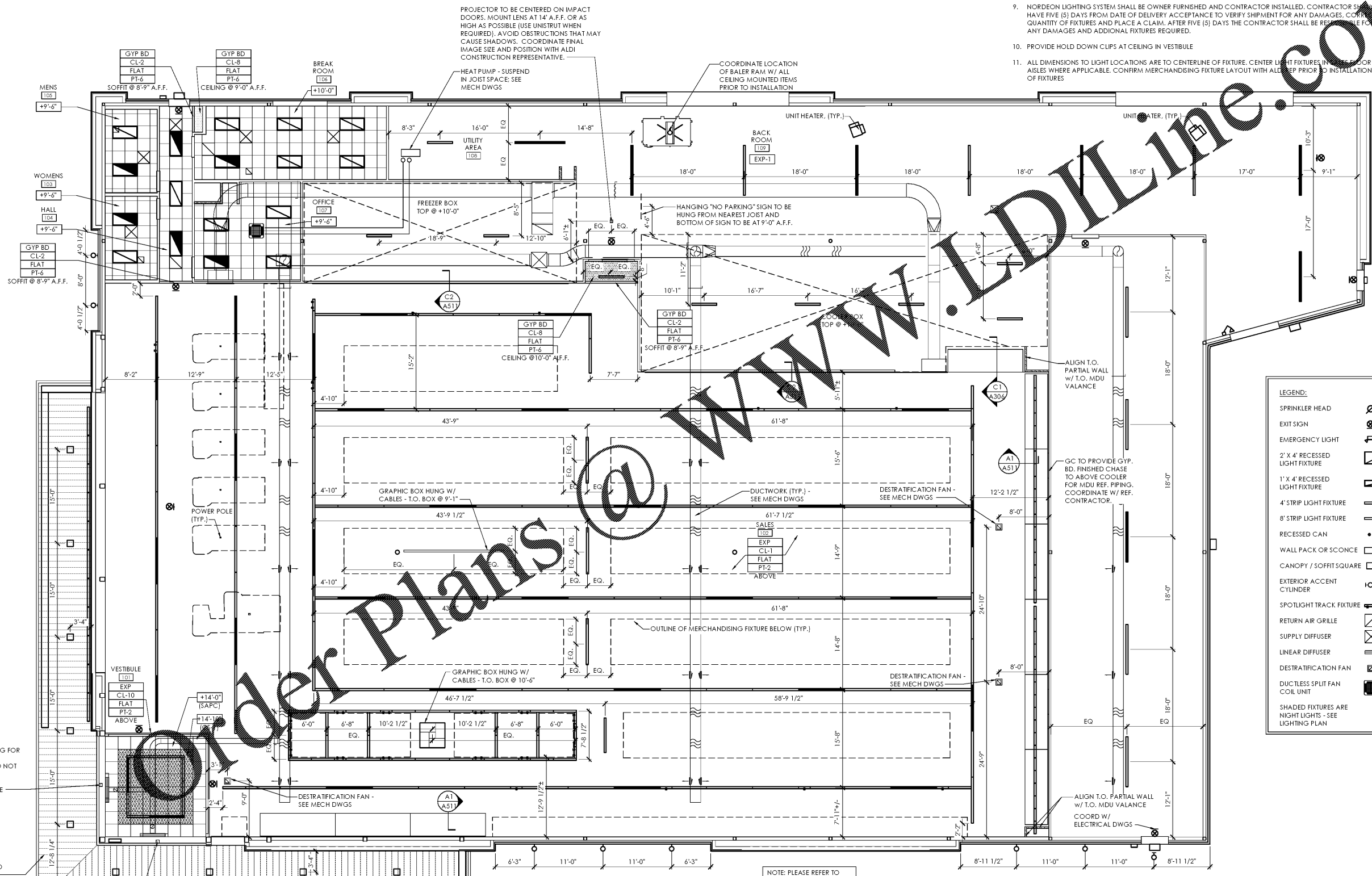
Seal

PROFESSIONAL OF RECORD:
 CHARLES M. BUSCH No. 14751
 EXP. DATE: 06/30/2020



ALDI Inc. Store #: 154
 Cornelius, NC
 20101 West Catawba Avenue
 Cornelius, NC 28031
 Mecklenburg County
 Project Name & Location:

Reflected
 Ceiling Plan
 Drawing Name:
 Prototype Rls. 12/10/18 Project No. 40452-07
 Type: LHSD-V8ER
 Scale: As Noted Drawing No. A-111



NOTE: PLEASE REFER TO SHEET P-501 FOR ALL ROOF DRAINAGE CALCULATIONS

NOTE: ROOF DRAIN AND STORM PIPING CALCULATIONS HAVE BEEN ADDED TO SHEET P-501

1 Reflected Ceiling Plan
 SCALE: 1/8" = 1'-0"



PLOTTED: 2/10/2020 10:43 AM