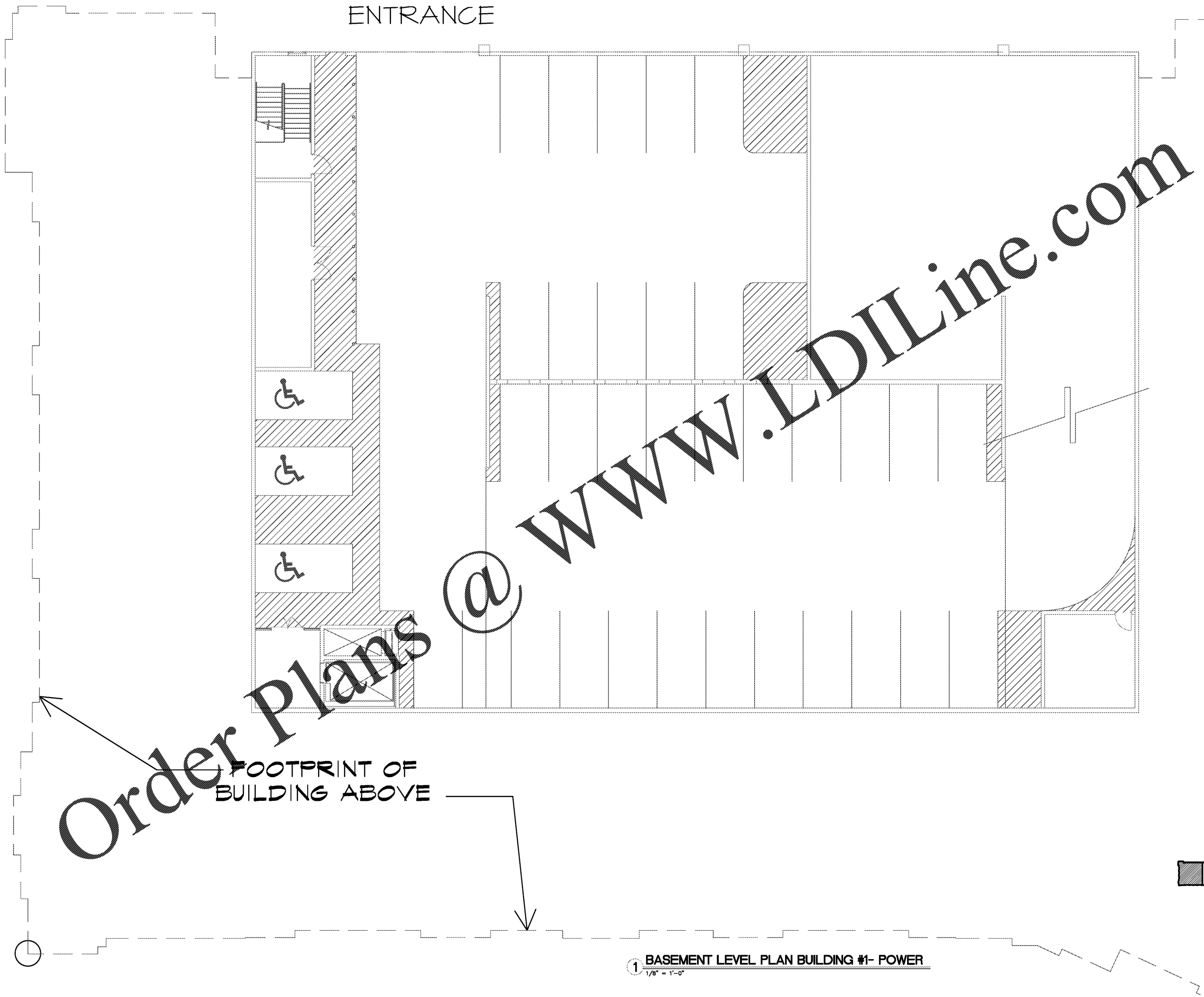



ENTRANCE



Order Plans


FOOTPRINT OF BUILDING ABOVE

1 BASEMENT LEVEL PLAN BUILDING #1- POWER  
1/8" = 1'-0"



**WLA**

WATTS LEAF ARCHITECTS, PA  
101 North McDowell Street Suite 112  
Charlotte, North Carolina 28204  
PH 704 376 1200 FX 704 376 5111



14301 SOUTH LAKES DRIVE, SUITE E  
CHARLOTTE NC 28217  
W 704-688-9320 C 704-998-8143  
CONSULTING DESIGN-BUILD  
NC LICENSE #P-1248

**CRABTREE NORTH APTS.**  
2251 Charles Drive  
Raleigh, North Carolina  
**EYC COMPANIES**

PROJECT 1915  
DATE 01OCT19  
DRAWN BY CME  
CHECKED BY CME

BASEMENT LEVEL  
PLAN BUILDING #1-  
POWER

**E3.01**