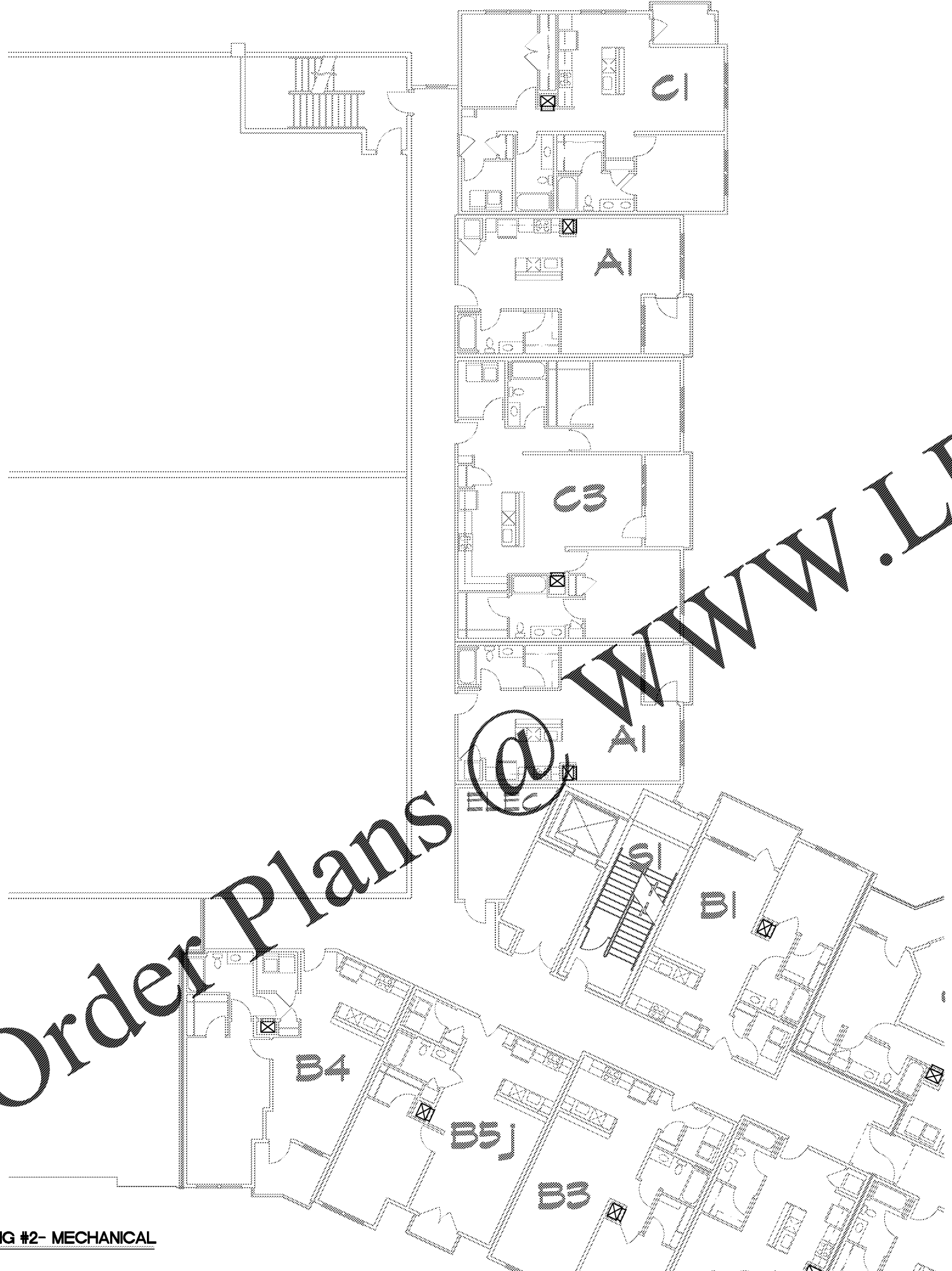



Order Plans @ WWW.LDILine.com




1 FIFTH LEVEL PLAN BUILDING #2- MECHANICAL
1/8" = 1'-0"



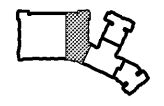
WLA

WATTS LEAF ARCHITECTS, PA
101 North McDowell Street Suite 112
Charlotte, North Carolina 28204
PH 704 376 1200 FX 704 376 5111



14301 SOUTH LAKES DRIVE, SUITE E
CHARLOTTE NC 28217
W:704-688-9320 C:704-958-9143
CONSULTING · DESIGN-BUILD
NC LICENSE #P-1248

CRABTREE NORTH APTS.
2251 Charles Drive
Raleigh, North Carolina
EYC COMPANIES



PROJECT 1915
DATE 01OCT19
DRAWN BY CME
CHECKED BY CME

FIFTH LEVEL PLAN
BUILDING #2-
MECHANICAL

M3.13