
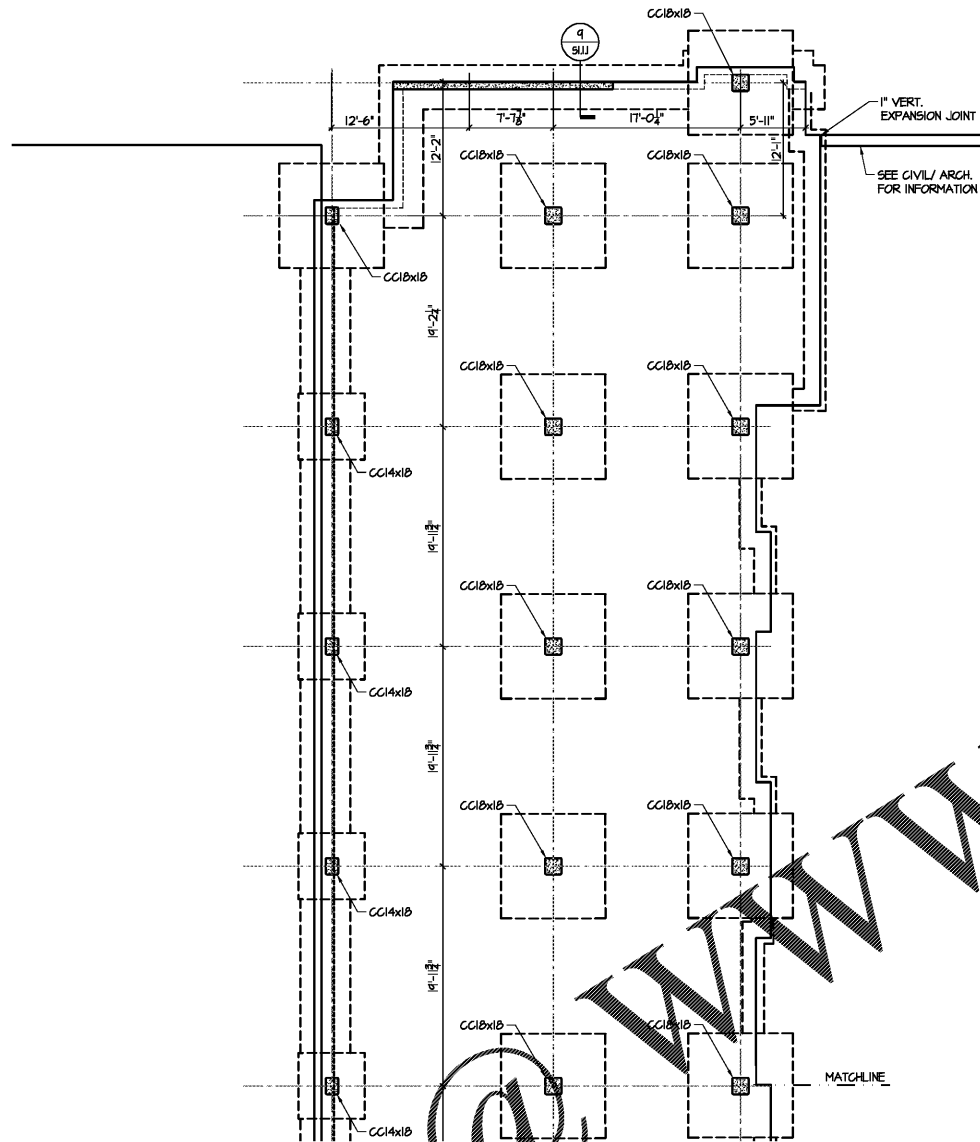




Structural Consulting Group, LLC
 6250 shiloh road - suite 20 - alpharetta, ga 30005
 phone (678) 513-4242 fax (678) 513-4232
 SCG Project No. 191003
 N.C. C.O.A. : P-0573

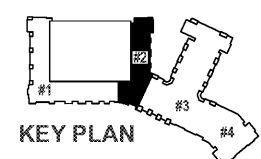
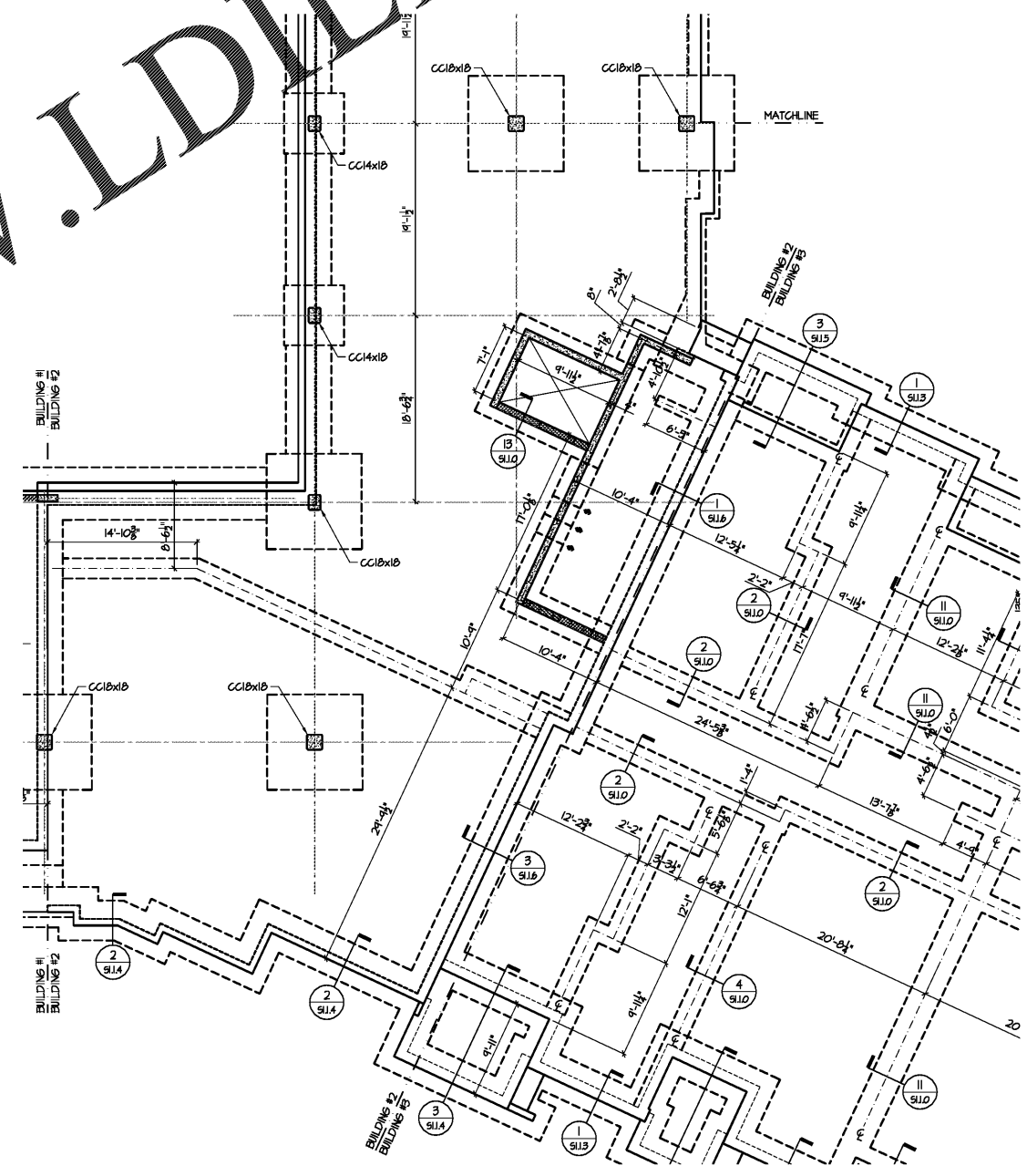


Watts Leaf Architects, PA
 171 North McDowell Street, Suite 102
 Charlotte, North Carolina 28204
 PH 704 376 1800 FX 704 376 6111



FOUNDATION NOTES:

- BUILDING SLAB ON GRADE TO BE 4" THICK WITH FIBER REINFORCING OR 6x6-14.4x14.4 MMF (MMF REQUIRED AT SLAB ON TOP OF CONCRETE WALLS) PER CONCRETE AND FOUNDATION NOTES #12 ON S.I.O.G. UNLESS NOTED OTHERWISE ON PLANS.
- SLOPE/STEP SLAB & PROVIDE DRAINS PER ARCHITECTURAL & PLUMBING PLANS.
- COORDINATE ALL DIMENSIONS WITH ARCHITECTURAL PLANS PRIOR TO CONSTRUCTION AND NOTIFY ENGINEER OF ANY DISCREPANCIES.
- COORDINATE TOP OF FOOTINGS WITH PLUMBING PLANS.
- COORDINATE TOP OF EXTERIOR FOOTINGS WITH CIVIL GRADING PLAN.
- SAW CONTROL JOINTS IN SLAB ON GRADE AT 12'-0" o.c. MAXIMUM. (NOT REQUIRED IF POST TENSIONING SLAB ON GRADE IS USED)
- POST-TENSIONED SLAB IS AN ACCEPTABLE ALTERNATE, TO BE DESIGNED BY SUPPLIER. SUPPLIER PROVIDE STAMPED CALCULATIONS FOR E.O.R. REVIEW.
- REFER TO SHEETS S.I.O.G-S.I.O.II FOR SHEARWALL LOCATIONS AND ATTACHMENT REQUIREMENTS.



1 FOUNDATION PLAN - BUILDING #2
 SCALE: 1/8" = 1'-0"

Order Plans @

WWW.LDILine.com

CRABTREE NORTH APTS.
 2251 Charles Drive
 Raleigh, North Carolina
 EYC COMPANIES

03FEB20
 PRICING
 SET

PROJECT 1915
 DATE 06NOV19
 DRAWN BY SCG
 CHECKED BY F80

FOUNDATION PLAN -
 BUILDING #2

S2.1.2