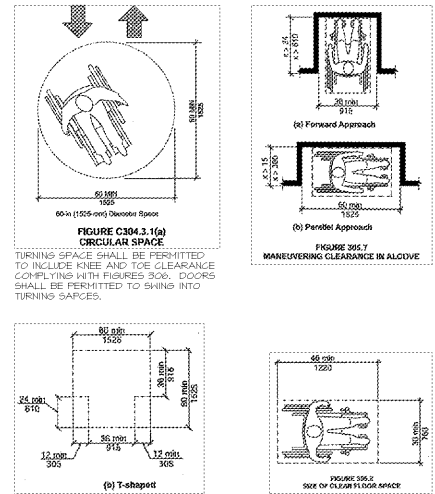
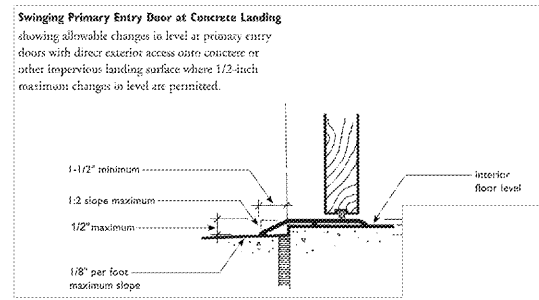
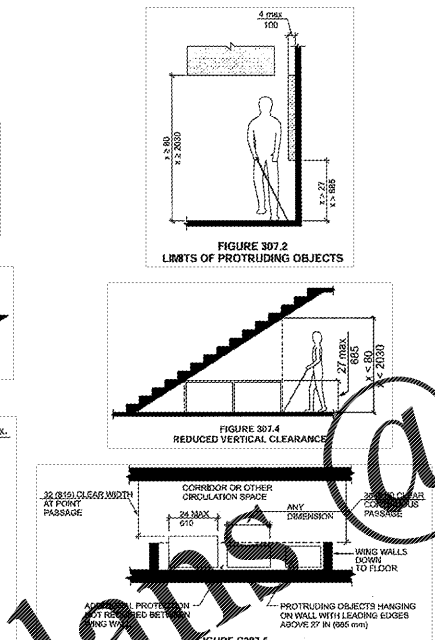
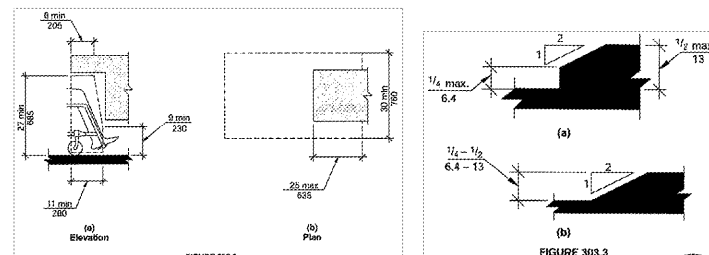
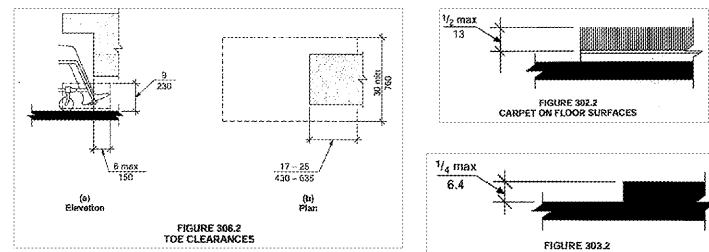


# FAIR HOUSING ACT (1998) & ANSI 117.1 2009 ACCESSIBLE SPECIFICATIONS (ALL ACCESSIBLE UNITS)

## BUILDING BLOCKS

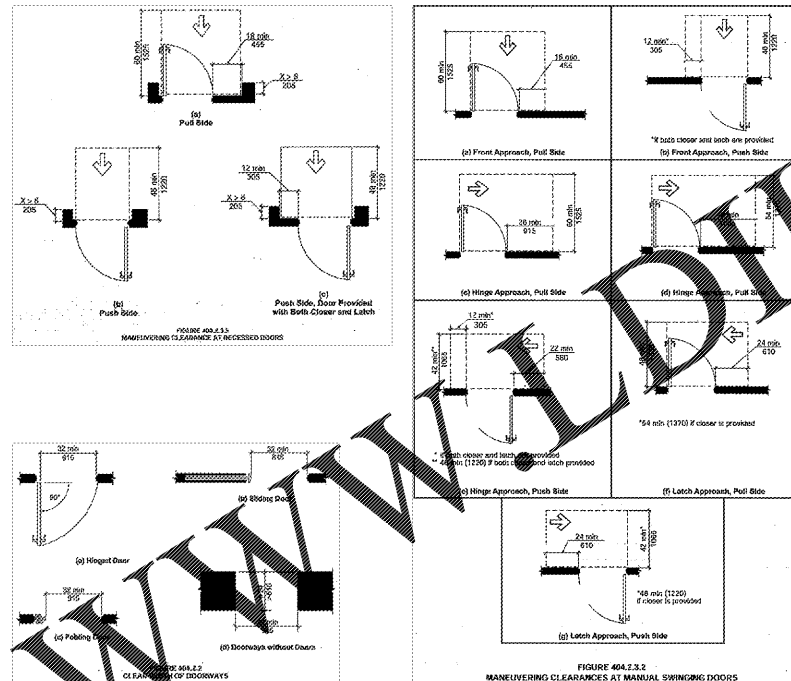


## THRESHOLDS AND ACCESSIBLE ROUTES AT EXTERIOR DOORS



## ACCESSIBLE ROUTES

### ACCESSIBLE ROUTE - CLEAR WIDTH

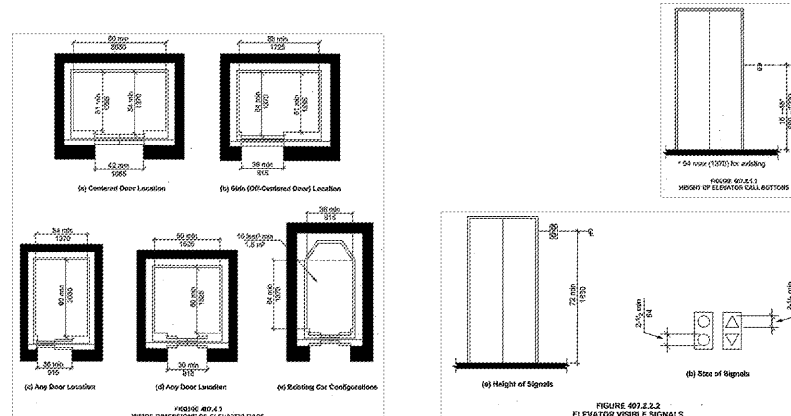


**404.2.2 Clear Width.** Doorways shall have a clear opening width of doorways with swinging doors shall be measured between the face of door and stop, with the door open 90 degrees. Openings more than 24 inches (610 mm) in depth as doors and doorways without doors shall provide a clear opening width of 36 inches (915 mm) minimum. There shall be no projections into the clear opening width lower than 34 inches (865 mm) above the floor. Projections into the clear opening width between 34 inches (865 mm) and 80 inches (2030 mm) above the floor shall not exceed 4 inches (100 mm).

**EXCEPTIONS:**

1. Door cleans and door stops shall be permitted to be 78 inches (1980 mm) minimum above the floor.
2. In alterations, a projection of 1/2 inch (16 mm) maximum into the required clear opening width shall be permitted for the latch side stop.

## DOORS AND DOORWAYS



**308 Operable Parts**

**308.1 General.** Operable parts required to be accessible shall comply with Section 308.

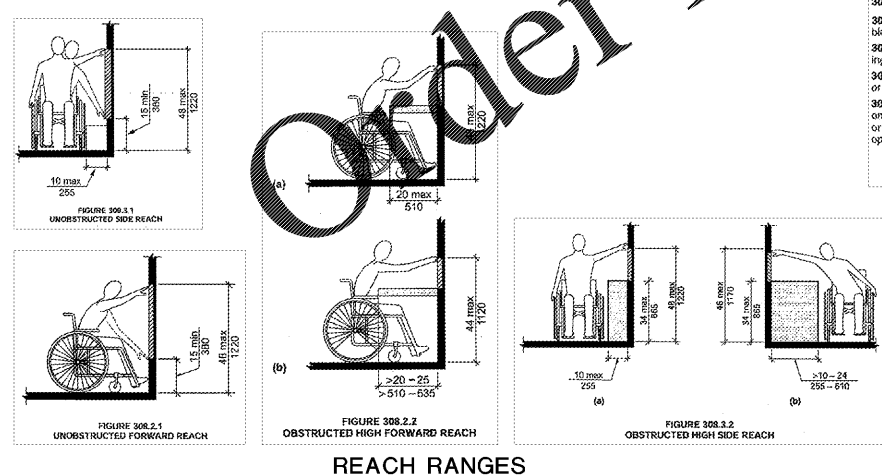
**308.2 Clear Floor Space.** A clear floor space complying with Section 305 shall be provided.

**308.3 Height.** Operable parts shall be placed within one or more of the reach ranges specified in Section 308.


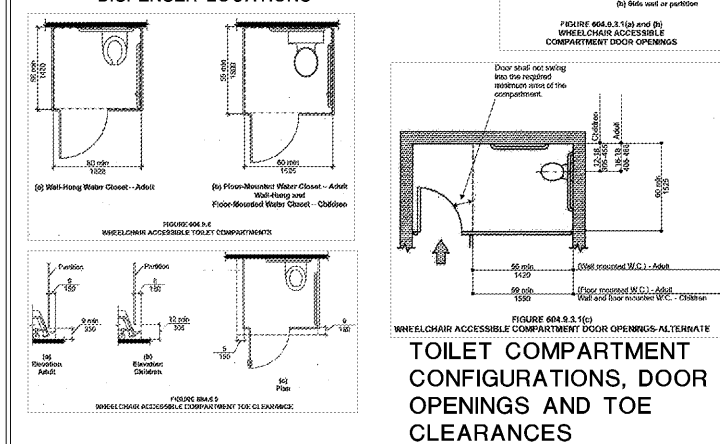
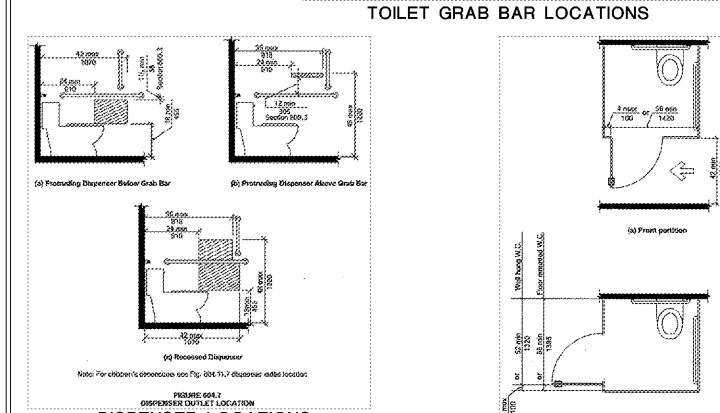
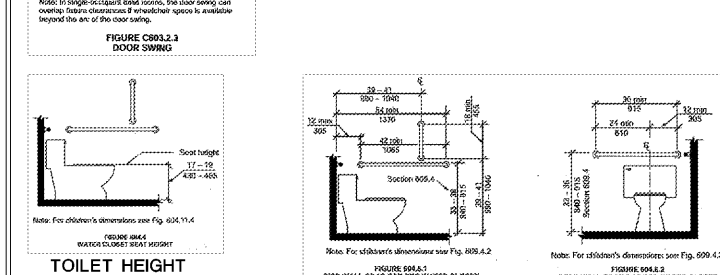
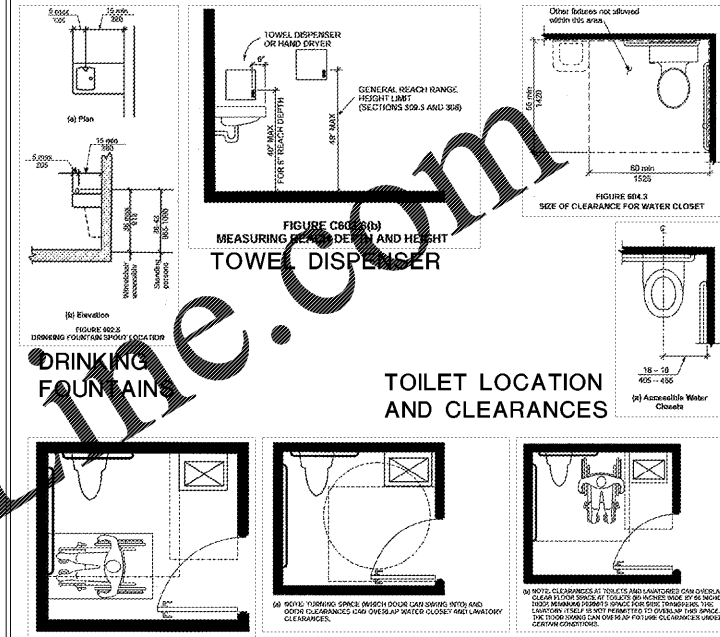
**308.4 Operation.** Operable parts shall be operable with one hand and shall not require tight grasping, pinching, or twisting of the wrist. The force required to activate operable parts shall be 5.0 pounds (22.2 N) maximum.

**EXCEPTION:** Gas pump nozzles shall not be required to provide operable parts that have an activating force of 5.0 pounds (22.2 N) maximum.

**OPERABLE PARTS**



## PLUMBING ELEMENTS



**CRABTREE NORTH APTS.**  
2251 Charles Drive  
Raleigh, North Carolina  
EYC COMPANIES

PROJECT 1915  
DATE 03FEB20  
DRAWN BY SAB  
CHECKED BY CMW  
FAIR HOUSING  
ANSI GUIDELINES  
**A0.19**