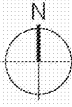
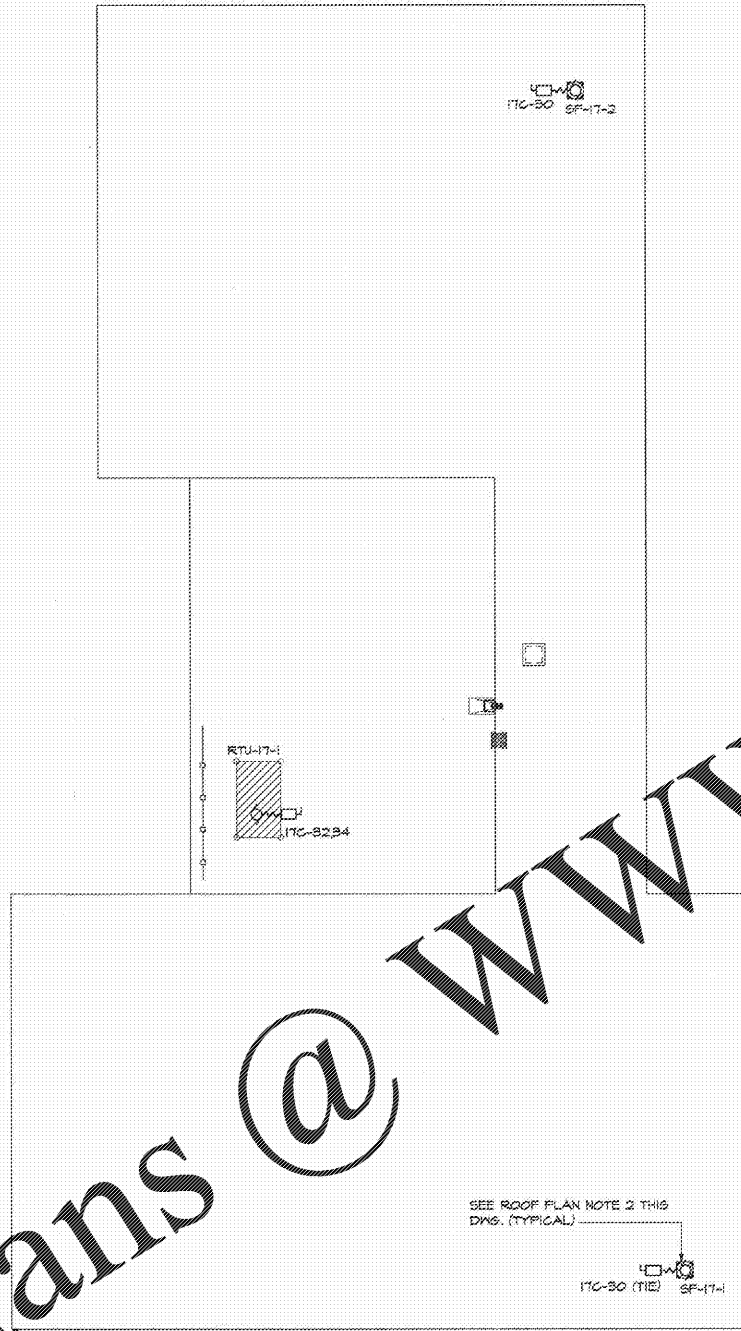
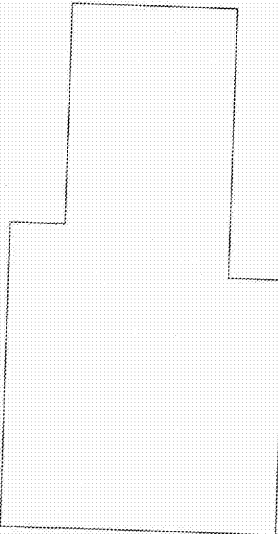


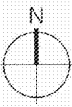
Order Plans @ [www.LDILine.com](http://www.LDILine.com)



ELECTRICAL ROOF DECK PLAN - (Buildings 26 and 27) 1/8" = 1'-0"



ELECTRICAL ROOF DECK PLAN - (Building 16) 1/8" = 1'-0"



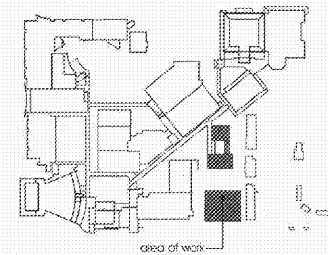
ELECTRICAL ROOF DECK PLAN - (Building 17) 1/8" = 1'-0"

**ROOF PLAN NOTES:**

1- ELECTRICAL INFORMATION SHOWN FOR ROOF MOUNTED MECHANICAL EQUIPMENT HAS BEEN OBTAINED FROM SBBC-PROVIDED AS-BUILT DRAWINGS. CONTRACTOR SHALL, BEFORE WORKING ON MECHANICAL EQUIPMENT, VERIFY ACCURACY OF SBBC-PROVIDED AS-BUILT DRAWINGS INFORMATION. CONTRACTOR SHALL UPDATE AS-BUILT DRAWINGS OF ANY DISCREPANCY UNCOVERED DURING CIRCUITRY VERIFICATION.

2- FOR ROOF FAN DETAILS 1 & 2, REFER TO DWS, E.T.O

RECEIVED  
JUN 10 2016  
BUILDING DEPARTMENT  
BCPS



**LDIS ASSOCIATES**  
ARCHITECTURE • ENGINEERING  
PLANNING • INTERIOR DESIGN

2101 Ponce de Leon Boulevard  
Suite 415  
Coral Gables, Florida 33134  
305-442-2929 305-442-3188

LDIS Associates is a CORPUSCOP  
THIS DRAWING IS THE PROPERTY OF LDIS  
NO PART OF THIS DRAWING SHOULD BE  
REPRODUCED, COPIED, EITHER BY THIS  
OFFICE OR BY ANY OTHER PARTY, WITHOUT  
THE WRITTEN PERMISSION OF LDIS  
CONSULTED:

**GOB | SOUTH BROWARD HIGH SCHOOL  
SMART PROGRAM RENOVATIONS**

SBBC Project No. P001838  
1901 N. Federal Highway, Hollywood, Florida 33020

1175 project number:  
**201701**

Client project number:  
**P001838**

sheet title  
**BLDG. 16, 17, 26 AND  
27 - ELECTRICAL ROOF  
PLAN DECKS 16A, 17A,  
17B, 26A AND 27A**

revisions

△	Eng. Dept. Cmb. 04.29.16

issued to:  
**PERMIT SET**

issue date:  
**06-28-16**

drawn by: approved by:  
**CA**

scale:  
**AS INDICATED**

**FLORIDA STATE BOARD OF PROFESSIONAL ENGINEERS**  
No. 14088  
C.A.M.  
STATE OF  
FLORIDA  
PROFESSIONAL ENGINEER

PROJECT NUMBER: PE1-0099

sheet number:  
**E7.8**

45 of 45