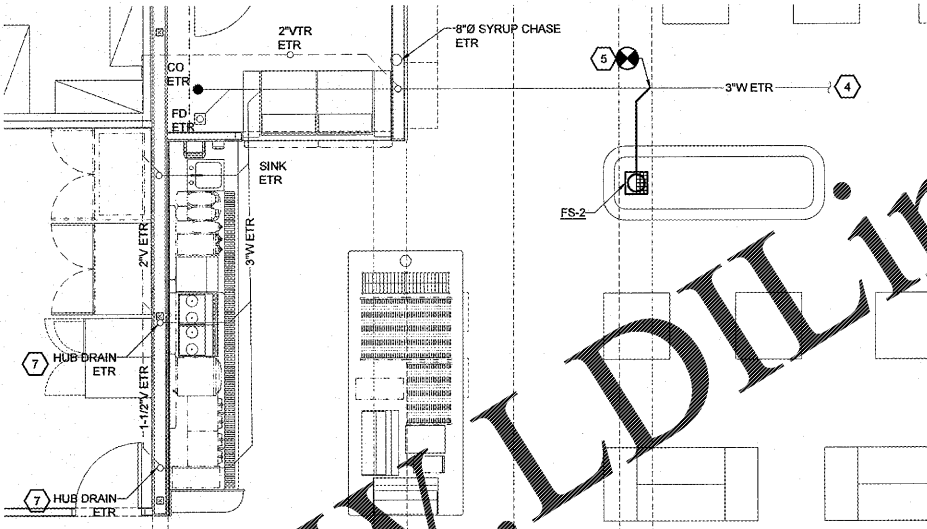
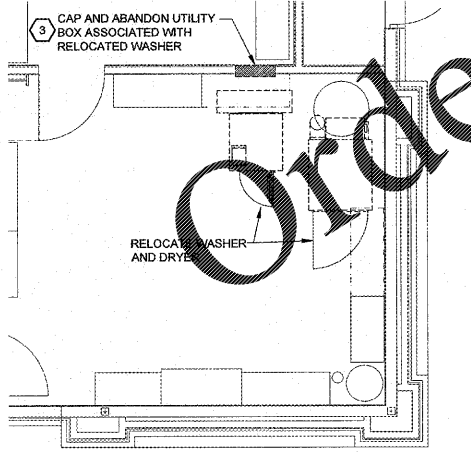


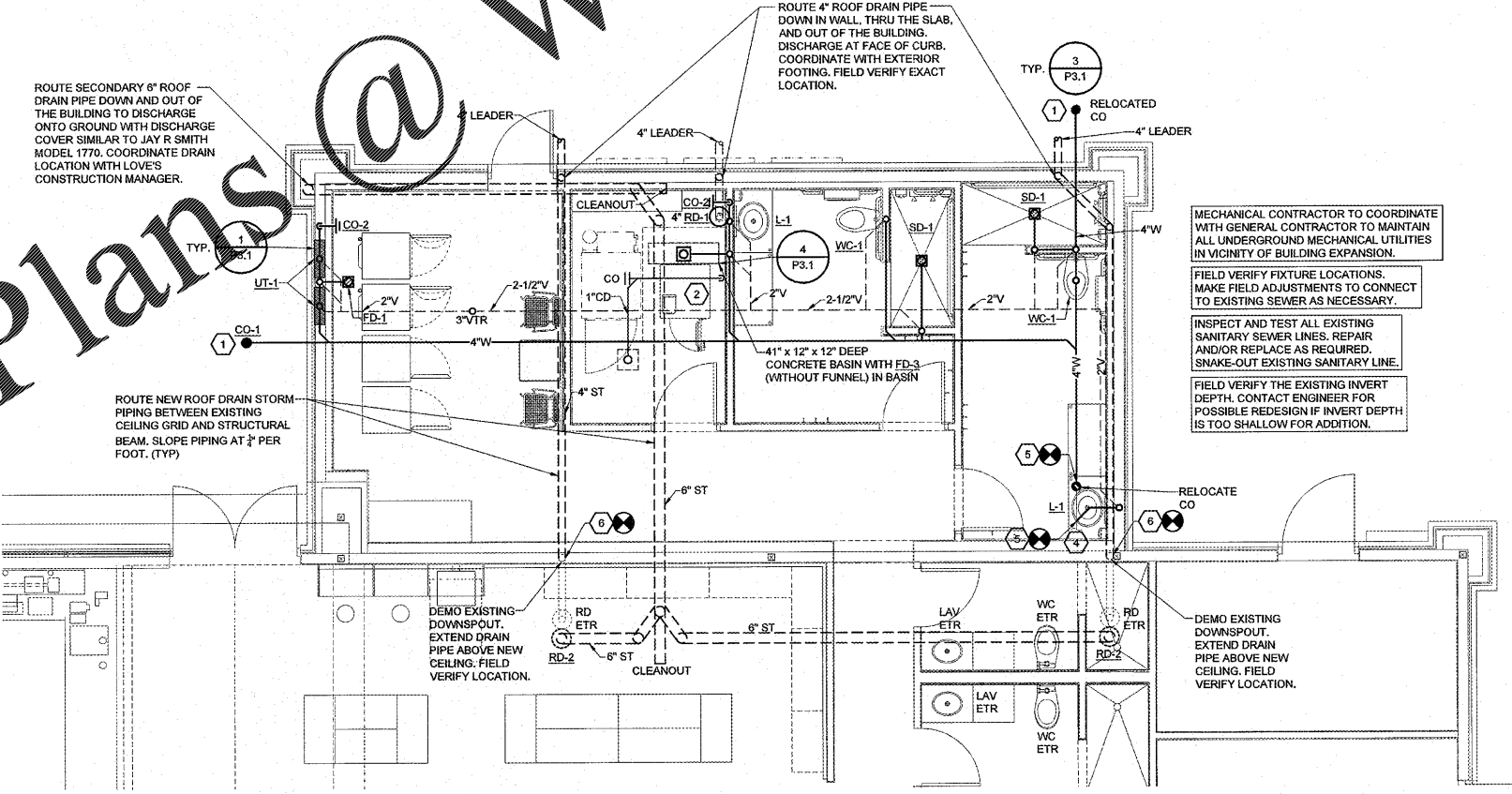
**4 KEY PLAN**  
SCALE: 1/16" = 1'-0"



**3 DRINK CENTER WASTE AND VENT PLAN**  
SCALE: 1/4" = 1'-0"



**2 BACKSTOCK WASTE AND VENT PLAN**  
SCALE: 1/4" = 1'-0"



**1 SHOWER/LAUNDRY ADDITION WASTE AND VENT PLAN**  
SCALE: 1/4" = 1'-0"

EACH SUBCONTRACTOR IS RESPONSIBLE FOR HAVING A THOROUGH KNOWLEDGE OF ALL DRAWINGS AND SPECIFICATIONS IN THEIR RELATED FIELD. THE FAILURE TO ACQUAINT HIMSELF WITH THIS KNOWLEDGE DOES NOT RELIEVE THE RESPONSIBILITY OF PERFORMING HIS WORK PROPERLY. NO ADDITIONAL COMPENSATION SHALL BE ALLOWED BECAUSE OF CONDITIONS THAT OCCUR DUE TO FAILURE TO FAMILIARIZE WORKERS WITH THIS KNOWLEDGE.

EXISTING CONDITIONS WERE TAKEN FROM ORIGINAL DRAWINGS AND MAY NOT REFLECT EXACT "AS-BUILT" CONDITIONS. CONTRACTOR SHALL FIELD VERIFY ALL EXISTING CONDITIONS PRIOR TO SUBMITTING FINAL BIDS. CONTRACTOR SHALL CAREFULLY COORDINATE NEW WORK AND DEMOLITION WITH ALL OTHER DISCIPLINES AND EXISTING CONDITIONS.

MECHANICAL CONTRACTOR TO COORDINATE WITH GENERAL CONTRACTOR TO MAINTAIN ALL UNDERGROUND MECHANICAL UTILITIES IN VICINITY OF BUILDING EXPANSION.

FIELD VERIFY FIXTURE LOCATIONS. MAKE FIELD ADJUSTMENTS TO CONNECT TO EXISTING SEWER AS NECESSARY.

INSPECT AND TEST ALL EXISTING SANITARY SEWER LINES. REPAIR AND/OR REPLACE AS REQUIRED. SNAKE-OUT EXISTING SANITARY LINE.

FIELD VERIFY THE EXISTING INVERT DEPTH. CONTACT ENGINEER FOR POSSIBLE REDESIGN IF INVERT DEPTH IS TOO SHALLOW FOR ADDITION.

**GENERAL NOTES**

- ALL PLUMBING WORK SHALL BE PERFORMED IN STRICT ACCORDANCE WITH THE BASE BUILDING SPECIFICATION AND WITH THE LATEST EDITION OF THE PREVALING STATE MECHANICAL PLUMBING AND BUILDING CODES AS WELL AS ALL REGULATIONS THAT MAY APPLY. IN CASE OF CONFLICT BETWEEN THE CONTRACT DOCUMENTS AND A GOVERNING CODE OR ORDINANCE THE MORE STRINGENT STANDARD SHALL APPLY.
- INSTALL ALL REQUIRED CLEANOUTS TO CLEAR EQUIPMENT AND FIXTURES.
- SANITARY AND VENT PIPING SHALL BE SCHEDULE 40 PVC WITH INSTALLATION IN ACCORDANCE WITH ASTM D-2327; ALL FITTINGS SHALL BE APPROVED SANITARY TYPE.
- ALL FIXTURES SHALL BE PROVIDED WITH STANDARD TRAP AND CLEANOUT (NOT SHOWN).
- WASHERS SHALL BE FIELD TESTED, BALANCED, CLEANED AND DISINFECTED. PROVIDE A ONE YEAR WARRANTY FROM DATE OF FINAL INSPECTION ON ALL PARTS AND LABOR.
- ALL WASTE PIPING 3"Ø AND SMALLER SHALL BE SLOPED AT 1/4" PER FT. PIPING LARGER THAN 3"Ø SHALL BE SLOPED AT 1/8" PER FT.
- REFER TO PLUMBING FIXTURE SCHEDULE FOR FIXTURE SPECIFICATIONS.
- UNDERFLOOR PLUMBING IS SHOWN SCHEMATICALLY FOR VIEWING PURPOSES ONLY; DURING INSTALLATION FIELD MODIFICATIONS TO ROUTING MAY BE REQUIRED.
- TERMINATE PLUMBING VENTS AT A MINIMUM OF 10 FEET FROM ALL AIR HANDLING EQUIPMENT INTAKE VENTS.
- CONTRACTOR SHALL VERIFY LOCAL CODE REQUIREMENTS FOR INDIRECT CONNECTIONS FOR FOOD PREP AREAS. CONNECTIONS SHALL BE PROVIDED WITH A MINIMUM 1" AIR GAP. UNLESS REQUIRED OTHERWISE BY LOCAL HEALTH DEPARTMENT.
- CONDENSATE PIPING SHALL BE TYPE "L" HARD DRAWN SEAMLESS COPPER TUBE.
- CONTRACTOR SHALL PROVIDE 4" PVC SLEEVES THRU THE ROOF AS REQUIRED BY THE ROOF MOUNTED CONDENSING UNITS; REFER TO ARCHITECTURAL ROOF PLAN FOR THE LOCATIONS.
- CONTRACTOR SHALL PROVIDE AND INSTALL APPROPRIATE SLEEVES AND/OR CAULKING AT ALL PENETRATIONS TO ENSURE FIRE RATING IS MAINTAINED.
- NO PIPING SHOULD RUN EXPOSED IN FINISHED AREAS.
- PROVIDE ASSE 1072 BARRIER TYPE TRAP SEAL PROTECTION FOR ALL FLOOR DRAINS AND FLOOR SINKS EQUIVALENT TO SURE SEAL.
- DOMESTIC WATER SERVICE PIPE 4" AND SMALLER ABOVE SLAB SHALL BE TYPE "L" HARD DRAWN ASTM B88 COPPER TUBE.
- INSULATE ALL WATER PIPING EXCEPT EXPOSED TO FIXTURES WITH 1" FIBERGLASS INSULATION WITH NON-COMBUSTIBLE UL RATED VAPOR BARRIER OR CLOSED CELL FLEXIBLE INSULATION EQUAL TO ARMAFLEX II.
- RUN-OUT SIZES TO INDIVIDUAL PLUMBING FIXTURES TO BE EQUAL TO ROUGH-IN SIZE NOTED IN THE PLUMBING FIXTURE ROUGH-IN SCHEDULE.
- CONTRACTOR TO FURNISH AND INSTALL 3/8" FLEXIBLE S.S. BRAIDED WATER SUPPLY LINE FOR FINAL CONNECTION TO EQUIPMENT. FLEXIBLE SUPPLY LINE SHALL ALLOW 12" FLEXIBLE MOVEMENT OF EQUIPMENT.
- PLUMBING/PIPING IS SHOWN SCHEMATICALLY FOR VIEWING PURPOSES ONLY. DURING INSTALLATION FIELD MODIFICATIONS TO ROUTING MAY BE REQUIRED.
- ALL HORIZONTAL ROOF DRAINAGE PIPING SHALL BE SLOPED AT 1/2" PER FOOT MINIMUM, UNLESS NOTED OTHERWISE.

**X KEYNOTES**

- PROVIDE CLEANOUT 3' FROM EXTERIOR WALL.
- PROVIDE STAINLESS STEEL LINT SOCK STRAINER ON WASHING MACHINE DRAIN DISCHARGE FOR THE PURPOSE OF INTERCEPTING LINT AND SMALL DEBRIS FROM WASHER DRAIN. ENSURE THAT IT IS ACCESSIBLE FOR CLEANING; PROVIDE ACCESS PANEL AS NEEDED.
- REMOVE PLUMBING FIXTURE AND ASSOCIATED PIPING (HOT WATER, COLD WATER, ABOVE SLAB WASTE, AND VENT) NOT BEING REUSED TO BEHIND REMAINING SURFACES AND CAP, ABANDON UNDER SLAB WASTE PIPING BELOW FINISH FLOOR. IT IS NOT REQUIRED TO DEMO UNDER SLAB WASTE PIPING BACK TO ACTIVE MAIN.
- EXISTING PIPING TO REMAIN. FIELD VERIFY EXACT LOCATION.
- CONNECT TO EXISTING WASTE LINE AS NOTED ON PLAN OF EQUAL OR LARGER SIZE. FIELD VERIFY SIZE, LOCATION, INVERT ELEVATION, AND FLOW DIRECTION.
- CONNECT EXISTING ROOF DRAIN TO NEW PIPING AND EXTEND TO NEW DRAIN IN ADDITION WALL. PROVIDE NEW CLEANOUTS WHERE SHOWN. DEMO EXISTING PIPING WHERE NECESSARY.
- ROUTE INDIRECT WASTE FROM NEW DRINK BAR EQUIPMENT TO EXISTING HUB DRAINS WITH AIR GAP.





**HARRISON FRENCH & ASSOCIATES**  
ARCHITECTS & ENGINEERS  
1705 S. Walton Blvd., Suite 3  
Dentonville, Arkansas 72712  
t 479.273.7780  
f 888.520.9685  
www.hfa-ac.com

STIPULATION FOR REUSE  
THIS DRAWING WAS PROVIDED FOR USE OF THE CONTRACTOR FOR THE PROJECT IDENTIFIED HEREIN. IT IS NOT TO BE REPRODUCED OR TRANSMITTED IN ANY FORM OR BY ANY MEANS, ELECTRONIC OR MECHANICAL, INCLUDING PHOTOCOPYING, RECORDING, OR BY ANY INFORMATION STORAGE AND RETRIEVAL SYSTEM, WITHOUT THE WRITTEN PERMISSION OF THE ARCHITECT. ANY REUSE OF THIS DRAWING FOR ANY OTHER PROJECT WITHOUT THE WRITTEN PERMISSION OF THE ARCHITECT SHALL BE AT THE USER'S SOLE RISK AND WITHOUT LIABILITY TO THE ARCHITECT.

1911 HWY 34 W  
DILLON, SC 29536  
FRESH KITCHEN LITE REMODEL  
SHOWER & LAUNDRY ADDITION/  
FREEZER, COOLER & STORAGE  
ADDITION  
PROJECT NUMBER: 03-18-10371

**Loves**  
Travel Stop &  
Country Stores



JAN 02 2020

ISSUE BLOCK	

STORE NO.	371
DOCUMENT DATE:	01/03/20
CHECKED BY:	JKR
DRAWN BY:	JSB
PROTO CYCLE:	

DWV PLUMBING FLOOR PLANS

SHEET: P1.1