

PLAN LEGEND	
	EXISTING TO REMAIN
	NEW ADDITION
	NEW CONCRETE

**HFA**  
*Creative Solutions*  
*Meaningful Plans*  
**HARRISON FRENCH & ASSOCIATES**  
 ARCHITECTS & ENGINEERS  
 1705 S. Walton Blvd., Suite 3  
 Bentonville, Arkansas 72712  
 T 479.273.7780  
 F 888.520.9685  
 www.hfa-ac.com

**STIPULATION FOR REUSE**  
 THIS DRAWING WAS PREPARED FOR USE ON THE PROJECT IDENTIFIED HEREIN. IT IS THE USER'S RESPONSIBILITY TO OBTAIN NECESSARY PERMISSIONS FROM THE ORIGINAL DESIGNER FOR REUSE OF THIS DRAWING FOR OTHER PROJECTS OR FOR REUSE OF ANY PARTS THEREOF. THE ORIGINAL DESIGNER ASSUMES NO LIABILITY FOR ANY REUSE OF THIS DRAWING WITHOUT HIS OR HER WRITTEN CONSENT. ANY REUSE OF THIS DRAWING WITHOUT HIS OR HER WRITTEN CONSENT SHALL BE AT THE USER'S SOLE RISK AND WITHOUT LIABILITY TO THE ORIGINAL DESIGNER.

1911 HWY 34 W  
 DILLON, SC 29536  
 FRESH KITCHEN LITE REMODEL  
 SHOWER & LAUNDRY ADDITION  
 FREEZER, COOLER & STORAGE  
 ADDITION  
 PROJECT NUMBER: 03-18-10371

**Loves**  
**Travel Stop & Country Stores**

STATE OF SOUTH CAROLINA  
 HARRISON FRENCH & ASSOCIATES, LTD.  
 BENTONVILLE, AR  
 No. 100143  
 REGISTERED ARCHITECTS

STATE OF SOUTH CAROLINA  
 JAMI MARIE COOK  
 BENTONVILLE, AR  
 No. 9998  
 REGISTERED ARCHITECT  
 JAN 02 2020

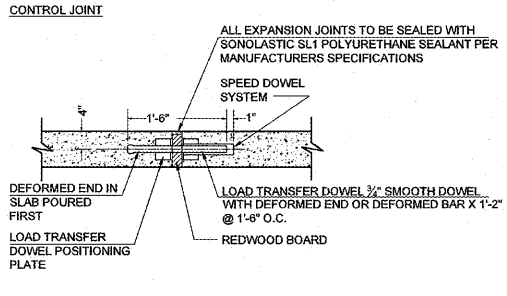
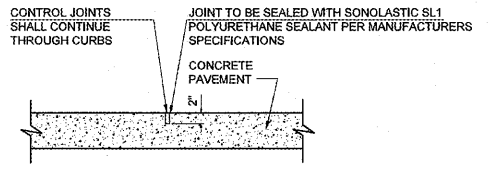
ISSUE BLOCK	

STORE NO. 371  
 DOCUMENT DATE: 01/03/20  
 CHECKED BY: RAF  
 DRAWN BY: NJME  
 PROTO CYCLE:

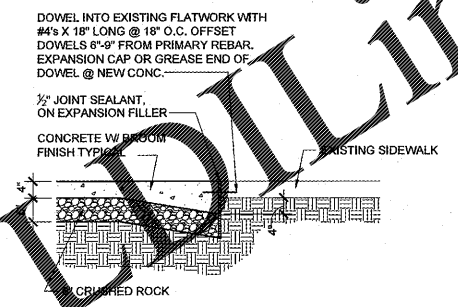
ENLARGED SIDEWALK PLANS & DETAILS

SHEET: SP2

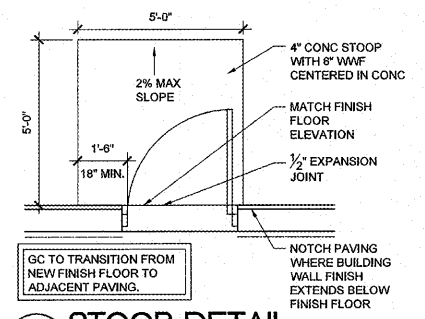
**NOTE:**  
 CONTROL JOINTS SHALL BE SAW CUT WITHIN 24 HOURS OF CONCRETE PLACEMENT - REINFORCEMENT LAPS SHALL NOT BE LOCATED WITHIN 3 FEET OF CONTROL JOINTS



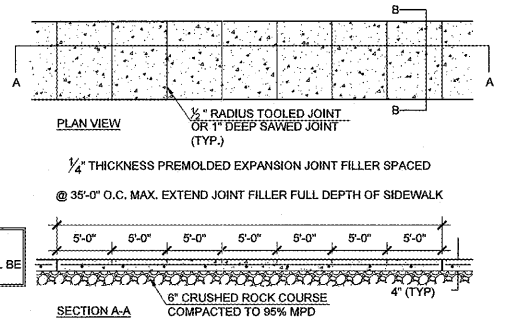
**4 PAVEMENT JOINT DETAILS**  
 SCALE: 3/4" = 1'-0"



**3 SIDEWALK SECTION**  
 SCALE: 1/2" = 1'-0"



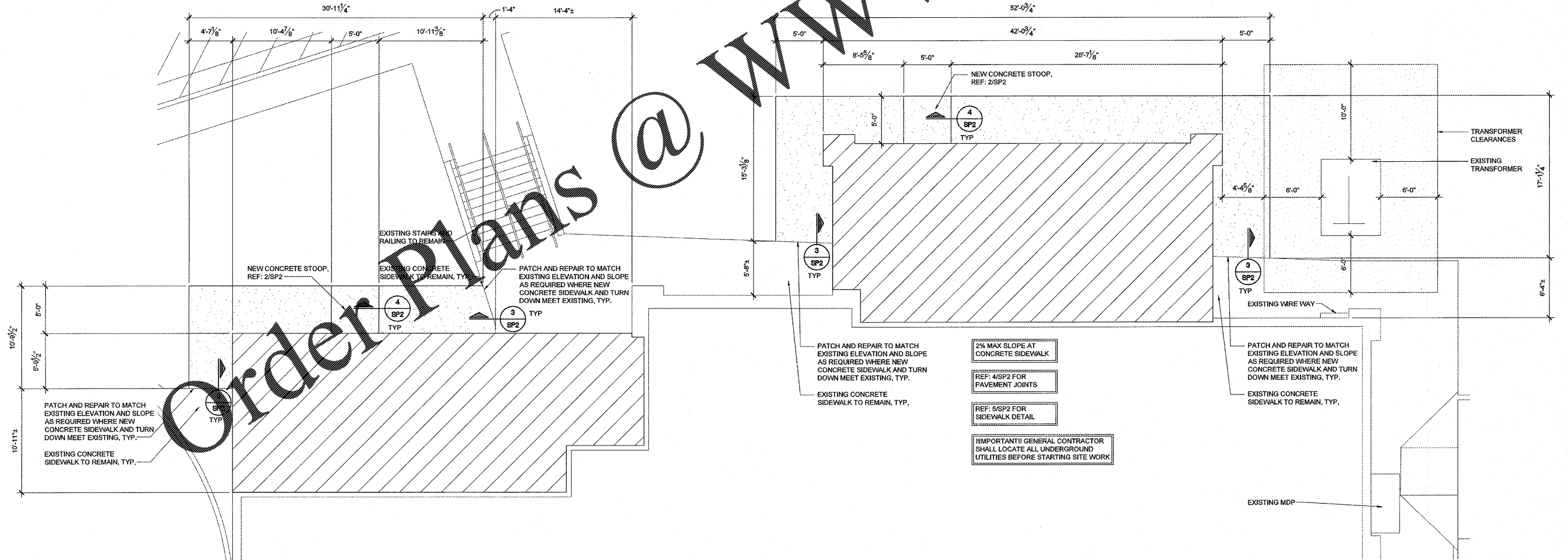
**2 STOOP DETAIL**  
 SCALE: 3/8" = 1'-0"



**NOTES:**  
 1. PROVIDE 1/2" EXPANSION JOINT BETWEEN SIDEWALK & ALL FIXED OBJECTS  
 2. CONCRETE SHALL BE 3,500 PSI

**NOTE:**  
 WHERE REQUIRED REINFORCEMENT WILL BE 6" X 6" - 6GA WWF

**5 CONCRETE SIDEWALK DETAIL**  
 SCALE: 1/8" = 1'-0"



**1 ENLARGED SIDEWALK PLAN**  
 SCALE: 3/16" = 1'-0"

Jun02,2020,2:23pm - User: nishu.eggers  
 L:\0103-18-10371\_Loves - Dillon, SC - 371\CONDOCS\Architectural\16 SP2 ENLARGED SIDEWALK PLANS & DETAILS.dwg

WWW.LOLLine.com

Order Plans @

